

EXPLANATORY

- The range of parts in this List covers all serviceable components on model/models to the standard specification. Where the part is confined to one specification this is clearly defined in the Description or Remarks column.
- This list is divided into Groups, each consisting of a major unit fitted to the vehicle. A Group index followed by a more detailed Alphabetical and Part Number Index is provided after the preface pages. Where practicable these indexes will be revised with each issue of revised pages.
- Items comprising an assembly (or sub-assembly) are inset for easy reference. This principle is followed in all Parts Lists, typical examples being given below.

Examples :

CRANKSHAFT ASSEMBLY.....AMK 2254
PlugAMK 97

PANEL ASSEMBLY—REAR LOWERCZA 418
Angle—attachment—rear bumperCZA 146
Bracket—rear bumper support.....CZA 164

- The word 'Quantity' as shown in the heading of all text pages is intended to convey that all figures appearing in that column are quantities used on a particular application and not quantities used per vehicle.
- The assemblies and components in the illustrations are identified by numbers which correspond with the illustration references appearing in the first column of the facing text page. A circle embracing certain components is used to give a magnified view of the items which are too small to show up in detail if illustrated on the same scale as the other parts on the plate.
- Standard abbreviations are employed. Details of these are shown at the foot of each page on which they appear.
- To locate a part it is essential first to identify the item against the illustration by use of the Group, Section or Alphabetical Indexes and then to establish the illustration reference number. The correct part number and official description appears against the corresponding illustration reference number on the adjacent page. Any Engine, Car, Commission Numbers, etc., should however be taken into account.
- Amendments to this List will be effected by means of Revised Pages. Should it be necessary to add an additional page or pages to interrupt the existing sequence of page numbers, the added pages will be numbered as in the following examples, which illustrate what would happen if it became necessary to extend the information on a text page beyond the limits of that page. Use of the decimal notation avoids the necessity of re-numbering and reprinting all pages in any section after the newly introduced page.

Example :

Existing page sequence :

A1 (illustration), A2 (text), A3 (illustration), A4 (text).

If page A2 had to be extended onto another page the sequence would be: A1 (illustration), A2 (text), A2.1 (illustration), A2.2 (text), etc.

- Each circulation of revised pages will be issued under a cover page. This cover page will always appear as the first page and will, in addition to indicating the circulation number, show all part numbers with their page reference that are new and additional to this List.
- Where information on a page has been revised this is shown by the inclusion of a dagger †, indicating what has been revised at that time.
- As revised pages are issued a complete index showing all the pages/plates, with their latest issue, now comprising this Service Parts List will be added to the List and reprinted with each circulation of revised pages.

IMPORTANT



Austin Morris Group Service and KD Division

BRITISH LEYLAND UK LIMITED

Replacement parts that are not of genuine British Leyland manufacture cannot be relied upon to be of British Leyland specification, material, and workmanship, and therefore British Leyland cannot be expected to extend their Warranty to vehicles which have been fitted with parts not of their manufacture.

British Leyland reserve the right to make changes or improvements in the construction or equipment of their products at any time.

In order to ensure prompt and correct execution of your orders it is essential to quote:

1. The relative **Unit Number**, together with prefixes, suffixes, and specification reference where applicable:

e.g.: Axle, Body, Cab, Car, Chassis, Commission, Engine, and Gearbox Numbers, etc.

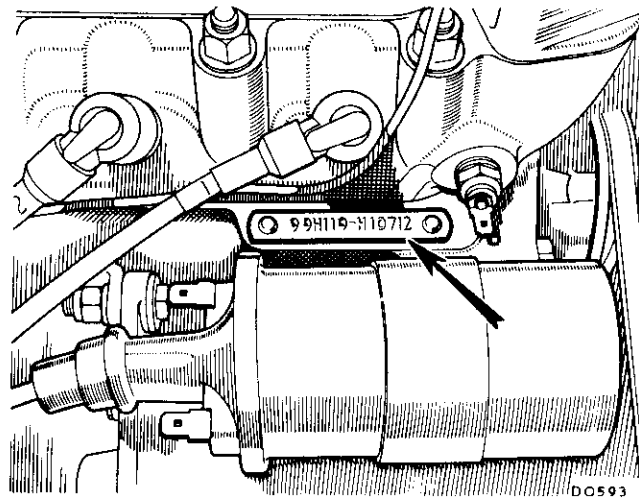
Main standard abbreviations used covering all Parts Lists:

(B) Body Number (C) Car number (CN) Commission number WB Wheelbase

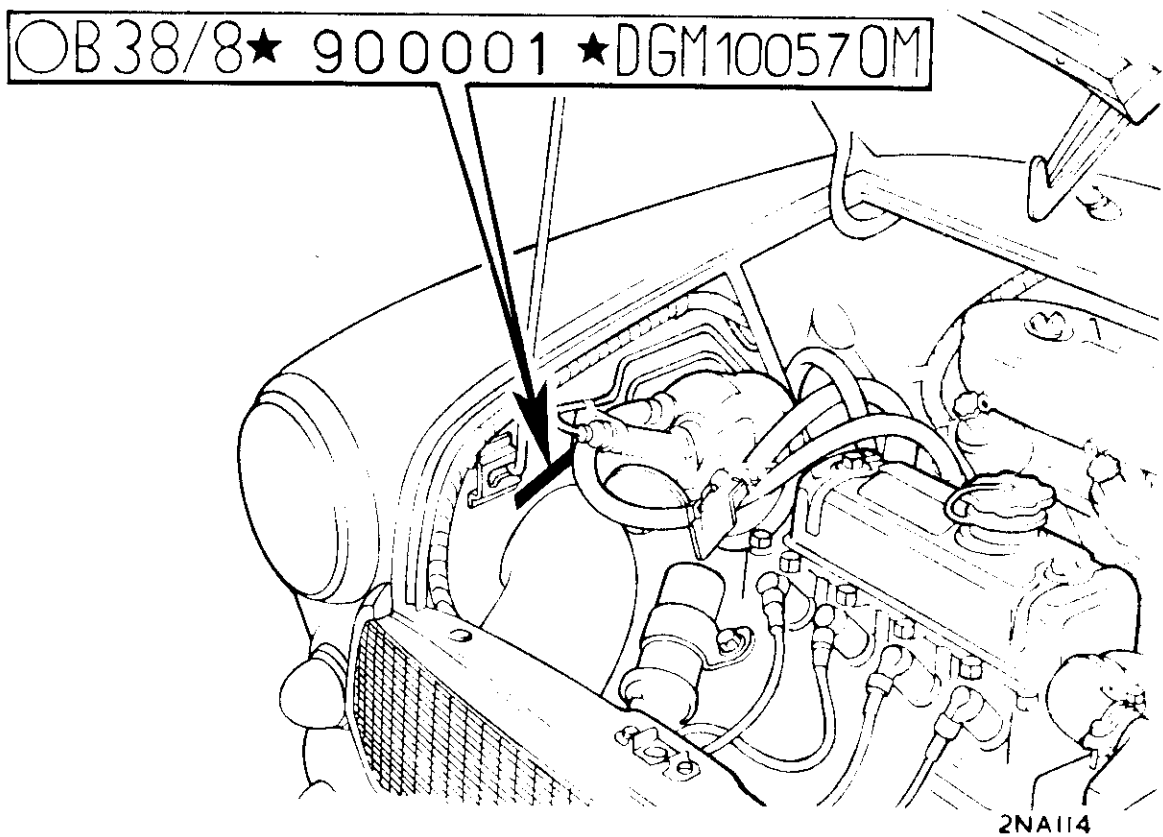
C Chassis number (CB) Cab number (E) Engine number

2. The **Part Number** and **description** (prefix letters to Part Numbers must always be quoted)
3. Always state the **colour** of carpets, painted items, trim items, etc.
4. The **quantity** required, bearing in mind that the quantities shown are those used in the application actually illustrated in the Parts List in question. Sometimes only minimum packaged quantities are available. These packs may well contain more parts than are required for a single job; for details of packaged quantities, see the Service Parts Price List.
5. The listing or illustrating of an item in this Parts List does not guarantee its availability.

LOCATION OF UNIT NUMBERS



The **Engine Number** is stamped on a plate secured to the cylinder block



The **Car Number** and **Body Number** are stamped on a plate secured to the right-hand front wheel panel valance in the engine bay

GROUP INDEX

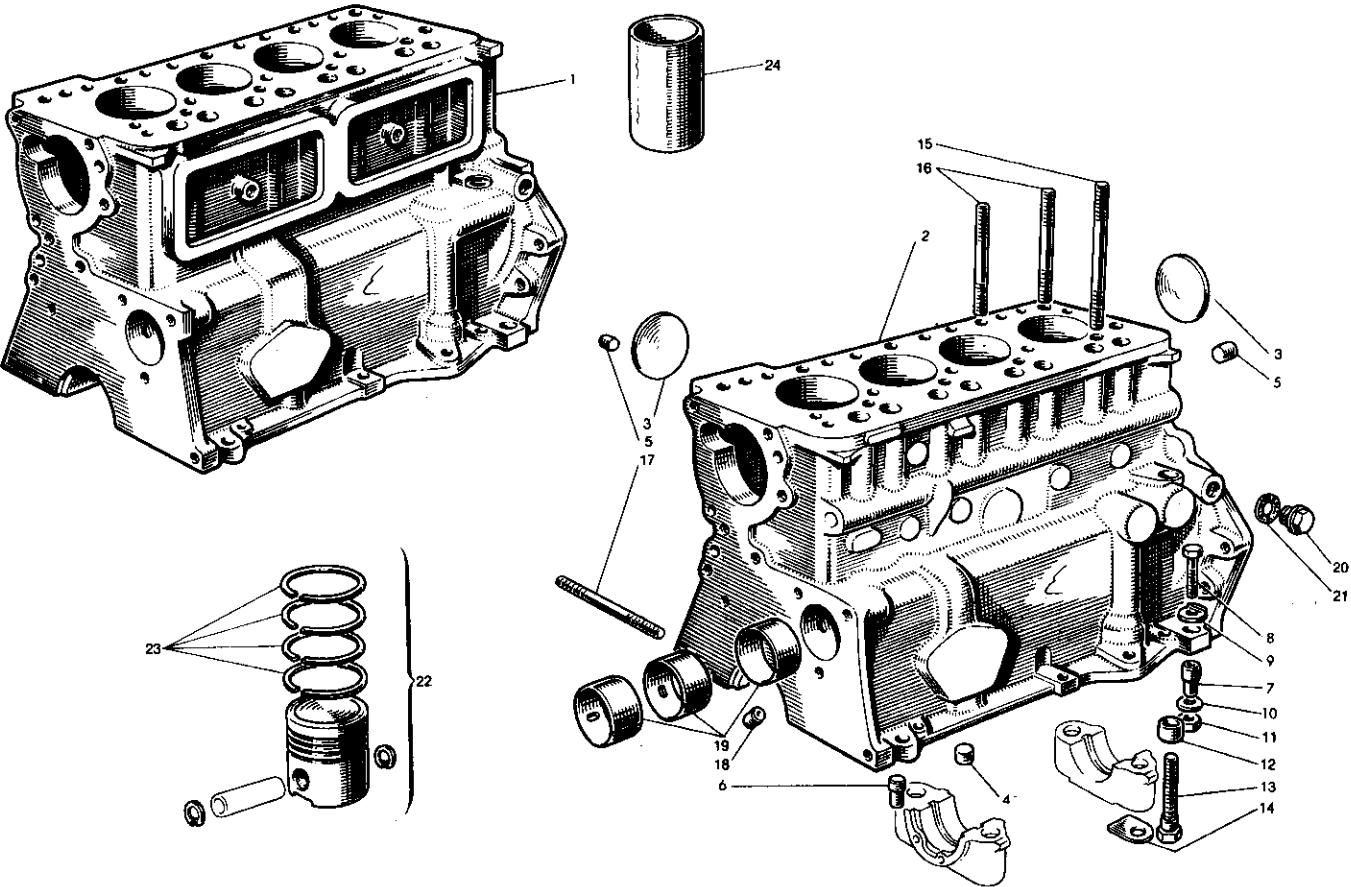
Section	Description	Section	Description
A	Block—Cylinder and Pistons	AC	Propeller Shaft
B	Camshaft—Crankshaft—Timing Gear	AD	Piping—Hydraulic Brake
C	Cylinder Head and Valve Gear	AE	Hand brake System
D	Separator—Oil	AF	Servo—Brake
E	Pump—Oil and Dipper Rod	AG	Dynamo, Starter and Voltage Regulator
F	Cooler—Oil and Filter	AG1	Alternator
G	Pump—Water and Fan	AH	Lamps—Stop/Tail—Flashers—Horn
H	Manifolds, Engine Mounting and Exhaust Pipe	AJ	Lamps—Head
J	Accelerator Linkage and Cable	AK	Windscreen Wiper—Washer
K	Coil and Distributor	AL / AM	Instrument Panel
L	Radiator—Expansion Tank	AN	Wheels—Road
M	Tank—Fuel and Piping	AP	Sub-frame—Engine Mountings
N	Pump—Fuel	AQ	Body and Grille Panels
P	Carburetter	AR	Bonnet and Controls
Q	Filter—Air	AS	Boot Lid—Badge
R	Clutch—Flywheel	AT	Doors and Fittings
S	Master Cylinders—Pedals	AV	Windscreen—Windows
T	Casing—Transmission	AW	Bumpers—Grille and Finishers
V	Gearbox—Gear	AX	Trim Liners—Mirrors
W	Gear Change Mechanism—Housing	AY	Carpets—Felt
X	Differential	AZ	Plugs—Blanking
Y	Suspension—Rear	BA	Seats
Z	Brake System	BB	Heater
AA	Steering	BC	Ventilation
AB	Suspension—Front	BD	Tools

ALPHABETICAL INDEX

Description	Page No.	Description	Page No.	Description	Page No.
A		D		J	
Absorber—shock—front ..	AB2/4	Cylinder—clutch master ..	S2	Jack—lifting ..	BD2
Absorber—shock—rear ..	Y2	Cylinder—clutch operating ..	S2	Jet—carburetter ..	P2
Adaptor—mounting plate ..	L2	Cylinder—head ..	C2		
Air cleaner ..	Q2	Cylinder—wheel ..	Z2		
Alternator ..	AG8			K	
Ammeter ..	AM2	Deflector ..	AT2	Kit—ball pin—suspension ..	AB2
Arm—door check ..	AT2	Demister—windscreen ..	BC2	Kit—calliper repair ..	Z2
Arm—radius ..	Y2	Differential ..	X2/4	Kit—master cylinders ..	S2
Arm—steering ..	AB2	Distributor ..	K2	Kit—radius arm ..	Y2
Arm—upper support ..	AB2	Doors ..	AT2	Kit—water pump ..	G2
Arm—windscreen ..	AK2	Drum—brake ..	Z2	Kit—wheel cylinder ..	Z2
Ashtray ..	AY2	Dynamo ..	AG2		
B		E		L	
Badge—boot lid ..	AS2	Element—air cleaner ..	Q2	Lamps—flasher—front ..	AJ2
Badge—grille ..	AW2	Element—oil filter ..	F2	Lamps—head ..	AJ2
Bag—tools ..	BD2	Exhaust pipe ..	H2	Lamps—stop/tail and flasher ..	AH2
Bar—bumper ..	AW2			Laygear ..	V4
Bearing—clutch release ..	R2	F		Layshaft ..	V4
Bearing—connecting rod ..	B2	Fan ..	G2	Lever—change speed ..	W2
Bearing—crankshaft ..	B2	Felt—roof ..	AY2	Lever—hand brake ..	AE2
Bearing—steering column ..	AA2	Filter—oil ..	F2	Lid—boot ..	AS2
Belt—fan ..	G2	Finisher—companion box ..	AX2	Liner—door ..	AX2
Blade—wiper ..	AK2	Finisher—parcel shelf ..	AX2	Liner—rear quarter ..	AY2
Block—cylinder ..	A2	Finisher—radiator grille ..	AW2	Liner—roof ..	AY2
Body panels ..	AQ2	Finisher—waist ..	AT2	Link—dynamo adjusting ..	AG2
Bonnet ..	AR2	Flange—drive—differential ..	X2	Lock—boot lid ..	AS2
Box—fuse ..	AG2	Flange—driving—propeller shaft ..	AC2	Lock—door ..	AT4
Bracket—brake and clutch ..	S2	Flasher lamps—front ..	AJ2		
Bracket—engine mounting ..	H4/8/12	Flasher lamps—rear ..	AH2	M	
Bracket—extension ..	L2	Flywheel ..	R2	Manifolds ..	H2
Brakes—front ..	Z2	Forks—change speed ..	V2	Mirror—interior ..	AX2
Brakes—rear ..	Z2	Frame—sub ..	AP2		
Bumpers ..	AW2	Fusebox ..	AG2	N	
C		G		Needle—jet ..	P2
Cable—accelerator ..	J2	Gauge—fuel ..	AM2	Nut—wheel ..	AN2
Cable—battery ..	AG2	Gauge—oil ..	AM2		
Cable—bonnet release ..	AR2	Gauge—temperature ..	AM2	P	
Cable—choke ..	J2	Gears—change speed ..	V2-4	Pad—crash—fascia ..	AX2
Cable—hand brake ..	AE2	Gear—drive (62 teeth) ..	X2	Pad—pedals ..	S2
Cable—heater ..	BB2	Gear—timing—camshaft ..	B2	Panel—body ..	AQ2
Cable—ignition ..	K2	Glass—backlight ..	AV2	Panel—bonnet ..	AR2
Cable—speedometer ..	AM2	Glass—door window ..	AT2	Panel—boot lid ..	AS2
Camshaft ..	B2	Glass—windscreen ..	AV2	Panel—roof ..	AQ2
Cap—fuel tank ..	M2	Grille—radiator ..	AW2	Pedal—accelerator ..	J2
Cap—radiator ..	L2			Pedal—brake and clutch ..	S2
Carburetter ..	P2	H		Pinion—differential ..	X2
Carpets ..	AY2	Handle—boot lid ..	AS2	Pinion—speedometer ..	V2
Case—differential ..	X2	Handle—door ..	AT4	Pipe—brake ..	AD2
Case—transmission ..	T2	Handle—regulator ..	AT2	Pipe—clutch ..	S2
Chain—timing ..	B2	Head—cylinder ..	A2	Pipe—exhaust ..	H2/6
Chamber and piston ..	P2	Heater ..	BB2	Pipe—fuel ..	M2
Chamber—float ..	P2	Hinge—bonnet ..	AR2	Pipe—oil pressure ..	AM2
Channel—door glass ..	AT2	Hinge—boot ..	AS2	Piston—engine ..	A2
Cleaner—air ..	Q2	Hinge—door ..	AT2	Plate—brake ..	Z2
Clutch ..	R2	Horn ..	AH2	Plate—clutch ..	R2
Coil—ignition ..	K2	Hose—brake ..	AD2	Plugs ..	AZ2
Connecting—rod ..	B2	Hose—demister ..	BC2	Prop—bonnet ..	AR2
Cooler—oil ..	F2	Hose—heater ..	BB2	Pulley—alternator ..	AG8
Cover—battery ..	AG6	Hose—oil separator ..	D2	Pulley—crankshaft ..	G2
Cover—clutch ..	R2	Hose—radiator ..	L2	Pulley—dynamo ..	G2
Cover—end ..	B2	Housing—flywheel ..	R2	Pulley—water pump ..	G2
Cover—timing ..	B2	Housing—remote control ..	W2	Pump—fuel ..	N2
Cover—valve rocker ..	C2			Pump—oil ..	E2
Crankshaft ..	B2			Pump—water ..	G2
Cylinder—brake master ..	S2				

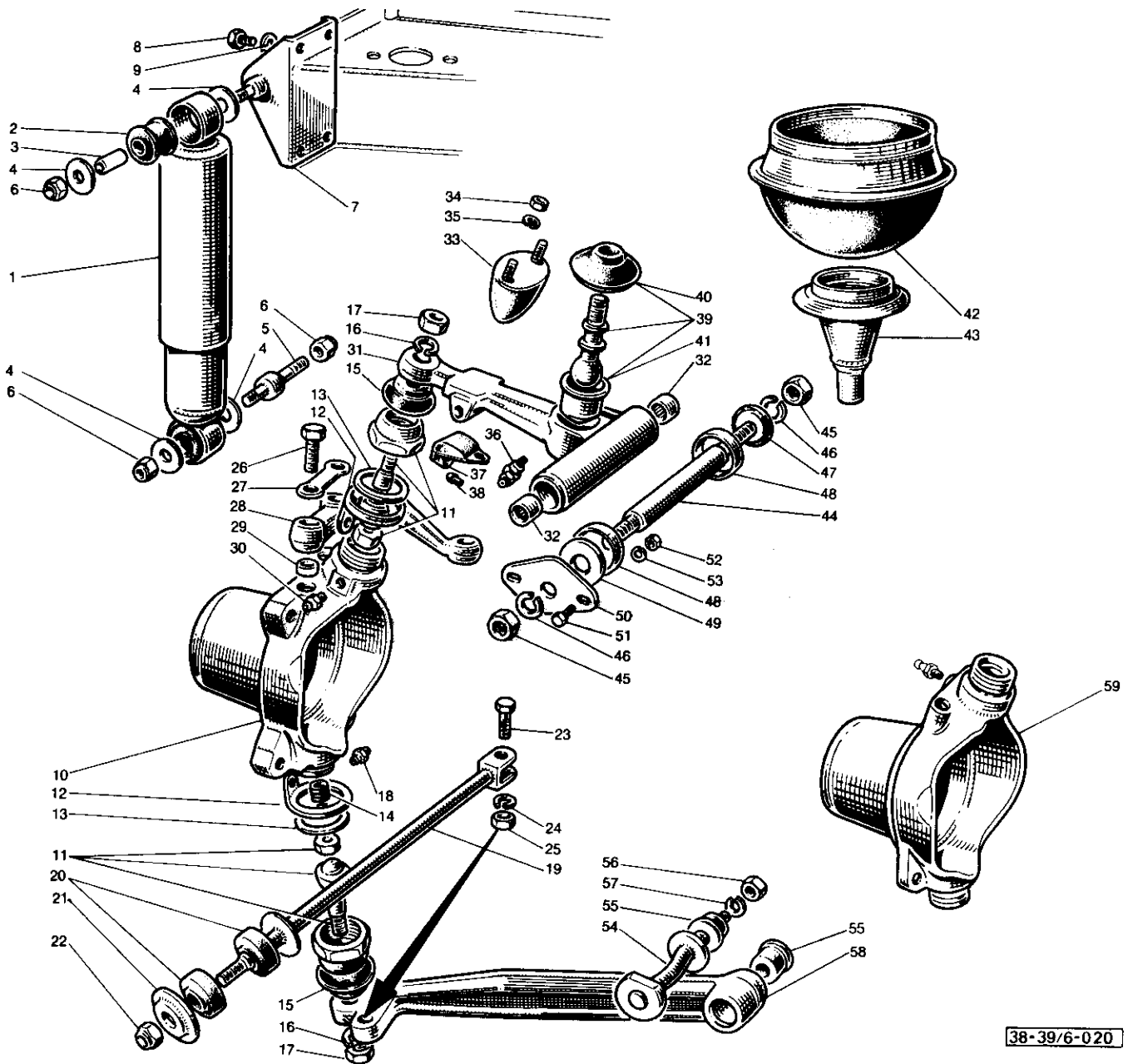
ALPHABETICAL INDEX—continued

Description	Page No.	Description	Page No.	Description	Page No.
R		W			
Rack and pinion—steering ..	AA2	Wheelbrace	BD2		
Radiator	L2	Wheel—road	AN2		
Regulator—window	AT4	Wheel—steering	AA2		
Rod—connecting	B2	Windows	AT2		
Rod—engine steady	H4	Windscreen	AV2		
Rod—oil dipper	E2	Windscreen washer	AK2		
Rod—tie—steering	AB2	Windscreen wiper	AK2		
		Wings	AQ2		
S					
Seal—boot	AS2				
Seal—bonnet	AR2				
Seal—door	AT2				
Seal—side panel	AQ2				
Seats	BA2				
Separator—oil	D2				
Servo unit	AF2				
Shaft—drive	AC2				
Shaft—1st motion	V4				
Shoe—brake	Z2				
Starter	AG4				
Strainer—oil	T2				
Sub-frame	AP2				
Switch—door	AH2				
Switch—direction indicator ..	AH2				
Switch—heater	BB2				
Switch—heated back-light ..	AM2				
S					
Switch—ignition	AM2				
Switch—lighting	AM2				
Switch—panel light	AM2				
Switch—parking	AK2				
Switch—reverse light	AH2				
Switch—starter	AG4				
Switch—stoplight	AD2				
Switch—wiper	AM2				
T					
Tank—fuel	M2				
Thermostat	C2				
Transmission	V2, V4				
Transmitter—thermal	AM2				
Thrower—oil	B2				
Tools	BD2				
U					
Unit—calliper	Z2				
Unit—flasher	AH2				
Unit—fuel tank	M2				
Unit—light	AJ2				
Unit—servo	AF2				
Unit—vacuum	K2				
V					
Vacuum unit	K2				
Valance—wing	AQ2				
Valve—inlet—exhaust	C2				
Valve—oil release	E2				
Valve—pressure reducing ..	AD2				
Vent—air	BC2				
Ventilator—door	AT2				
Visor—sun	AY2				



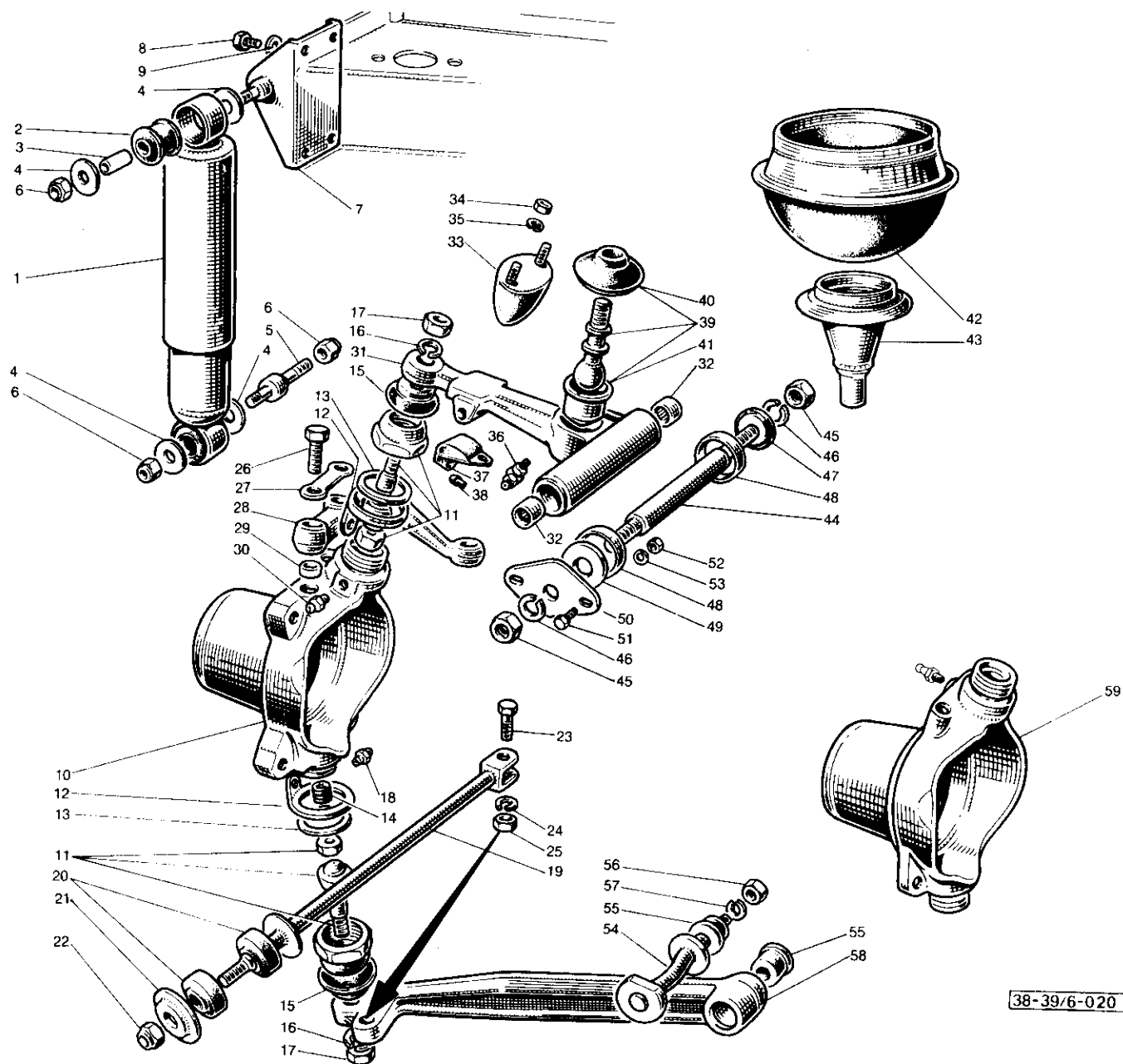
38-39/6-001

Ill. No.	Part No.	DESCRIPTION	Qty.	Change Point	REMARKS
ENGINE UNIT					
	28G 255	ENGINE UNIT—PART	1		1000 and 1001
	28G 272	ENGINE UNIT—PART	1		Minimatic
	38G 452	ENGINE UNIT—PART	1		1300
1	28G 218	BLOCK ASSEMBLY—CYLINDER	1		1000 and 1001
	28G 276	BLOCK ASSEMBLY—CYLINDER	1		Minimatic
2	38G 451	BLOCK ASSEMBLY—CYLINDER	1		1300
	2K 8169	Plug—core	4		1000, 1001 and Minimatic
3	AEC 876	Plug—core	5		1300
4	2K 1345	Plug—oil release valve passage	2		
5	12G 3503	Plug—oil gallery	2		
6	12H 1170	Dowel—transmission case to block	1		
7	12H 1824	Dowel—transmission case to crankcase	1		
8	HBZ 0414	Screw	1		
9	12A 1150	Collar—sintered steel	1		
10	PWZ 104	Washer—plain	1		
11	NH 604041	Nut	1		
12	2A 54	Dowel—main bearing cap	6		1000, 1001 and Minimatic
12	12G 1268	Dowel—main bearing cap	6		1300
13	12A 1910	Screw—main bearing cap	6		1000, 1001 and Minimatic
13	12G 1398	Screw—main bearing cap	6		1300
14	6K 927	Lock washer	6		1000, 1001 & Mini-matic
15	51K 277	Stud—cylinder head (long)	4		
16	51K 276	Stud—cylinder head (short)	6/5		Quantity reduced for 1000, 1001 & Minimatic
17	53K 615	Stud—oil filter	2		1000 & 1001
17	ZCS 0609	Stud—oil filter	2		1300
18	1A 1964	Restrictor—camshaft oil feed	1		
19	28G 133	Liner—camshaft	1 set		1000, 1001 & Mini-matic
19	8G 2392	Liner—camshaft	1 set		1300
20	53K 2853	Plug—cylinder drain	1		
21	6K 638	Washer (copper)	1		
22	12A 0674 03	PISTON ASSEMBLY	4		1000 & 1001
22	12A 673 03	PISTON ASSEMBLY	4		Minimatic
22	8G 2668	PISTON ASSEMBLY (4 RING)	1 set		1300
22	12A 0674 23	PISTON ASSEMBLY—0.508mm O/S	1 set		1000 & 1001
	12A 0673 23	PISTON ASSEMBLY—0.508mm O/S	1 set		Minimatic
	8G 2668 20	PISTON ASSEMBLY—0.508mm O/S	1 set		1300
23	8G 745	Ring—piston—engine set	1 set		1000, 1001 & Mini-matic
23	8G 2672	Ring—piston	1 set		1300
	8G 745 20	Ring—piston—engine set—0.508mm O/S	1 set		1000, 1001 & Mini-matic
	8G 2672 20	Ring—piston—engine set—0.508mm O/S	1		1300
	8G 2702	PISTON ASSEMBLY (3 RING)	1 set	(E) 12H635X—4609 on	1300
	8G 2702 20	PISTON ASSEMBLY (3 RING)—0.508mm O/S	1 set		
	8G 2703	Ring—piston	1 set		
	8G 2703 20	Ring—piston—0.508mm O/S	1 set		
	12G 164	Liner—cylinder block	4		1000, 1001 & Minimatic
24	AEG 428	Liner—cylinder block	4		1300



38-39/6-020

Ill. No.	Part No.	DESCRIPTION	Change Point	REMARKS
FRONT SUSPENSION				
1	GSA 101	ABSORBER ASSEMBLY—SHOCK—FRONT	2] 1300 Quantity reduced for 1300 when 21A 2694 and HBZ 0632 are fitted
2	21A 1230	Ferrule	4	
3	21A 504	Sleeve	4	
4	AJD 7162	Washer	8	
5	2A 4337	Pin—anchor—bottom	2	
	21A 2694	Piece—distance	2	
	HBZ 0632	Bolt—anchor—bottom	2] 1000, 1001 & Minimatic
6	53K 1663	Nut (Nyloc)	6/4	
7	21A 471	Bracket—mounting—RH	1	
7	21A 474	Bracket—mounting—LH	1	
8	HZS 0405	Screw	8	
9	LWZ 204	Washer—spring	8	
10	21A 371	Hub—swivel—RH	1	
10	21A 372	Hub—swivel—LH	1] 1300 Quantity reduced for 1300 when 21A 2694 and HBZ 0632 are fitted
11	8G 4197	Kit—suspension—ball-pin	2	
12	2A 4238	Washer—lock	4	
13	21A 105	Shim—0.05 mm	A/R	
13	2A 4239	Shim—0.076 mm	A/R	
13	2A 4240	Shim—0.127 mm	A/R	
13	2A 4241	Shim—0.254 mm	A/R] 1000, 1001 & Minimatic
13	21A 529	Shim—0.508 mm	A/R	
14	21A 370	Spring	2	
15	BTA 377	Cover—dust	4	
16	LWZ 307	Washer—spring	4	
17	FNZ 507	Nut	4] 1300 Quantity reduced for 1300 when 21A 2694 and HBZ 0632 are fitted
18	UHN 400	Lubricator	2	
19	8G 4249	Tie-rod assembly	2	
20	2A 4263	Pad	4	
21	ACA 9759	Washer—clip	2	
22	LNZ 207	Nut	2	
23	53K 1031	Bolt	2] 1000, 1001 & Minimatic
24	WL 600051	Washer—spring	2	
25	FNZ 505	Nut	2	
26	2A 4315	Screw	4	
27	2K 5377	Washer—lock	2	
28	BTA 894	Arm—steering—RH	1	
28	BTA 895	Arm—steering—LH	1] 1300 Quantity reduced for 1300 when 21A 2694 and HBZ 0632 are fitted
28	BTA 896	Arm—steering—RH	1	
28	BTA 897	Arm—steering—LH	1	
29	2A 4314	Dowel—hollow	4	
30	UHN 400	Lubricator	2	
31	21A 2690	ARM ASSEMBLY—UPPER SUPPORT—RH	1] 1000, 1001 & Minimatic
	21A 2691	ARM ASSEMBLY—UPPER SUPPORT—LH	1	
32	88G 302	Bearing—needle roller	4	
33	2A 4332	Buffer—bump	2	
34	NH 604041	Nut	4	
35	LWZ 204	Washer—spring	4	
36	UHN 445	Lubricator	2] 1300 Quantity reduced for 1300 when 21A 2694 and HBZ 0632 are fitted
37	2A 4267	Buffer—rebound	2	
38	13H 2776	Screw	2	
39	21A 1163	JOINT ASSEMBLY—KNUCKLE	2	
40	21A 425	Cover—dust	2	
41	21A 423	Socket—ball	2] 1000, 1001 & Minimatic
42	2A 4342	Cone—spring	2	
43	21A 530	Strut (aluminium)	2	

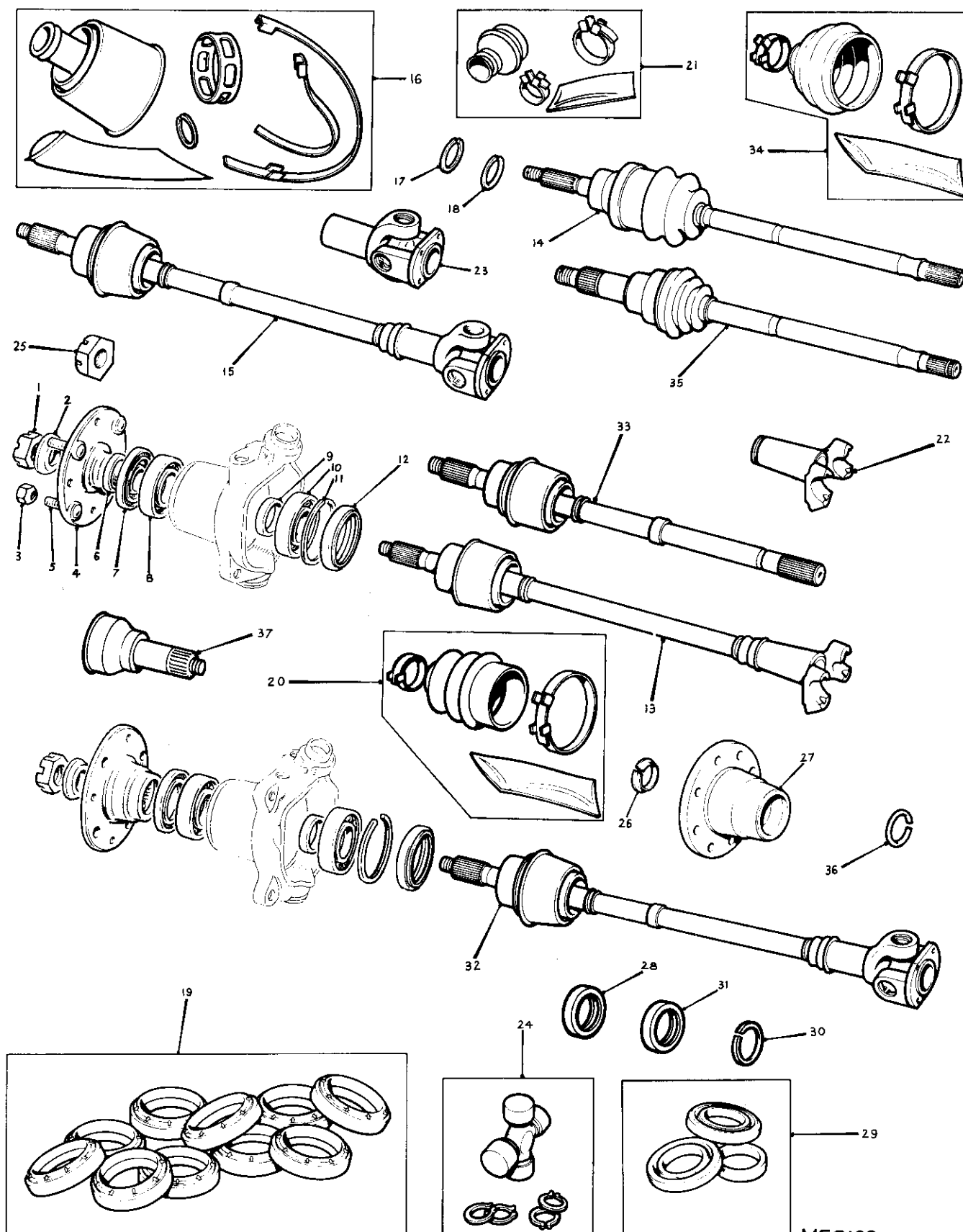


38-39/6-020

SERVICE PARTS LIST

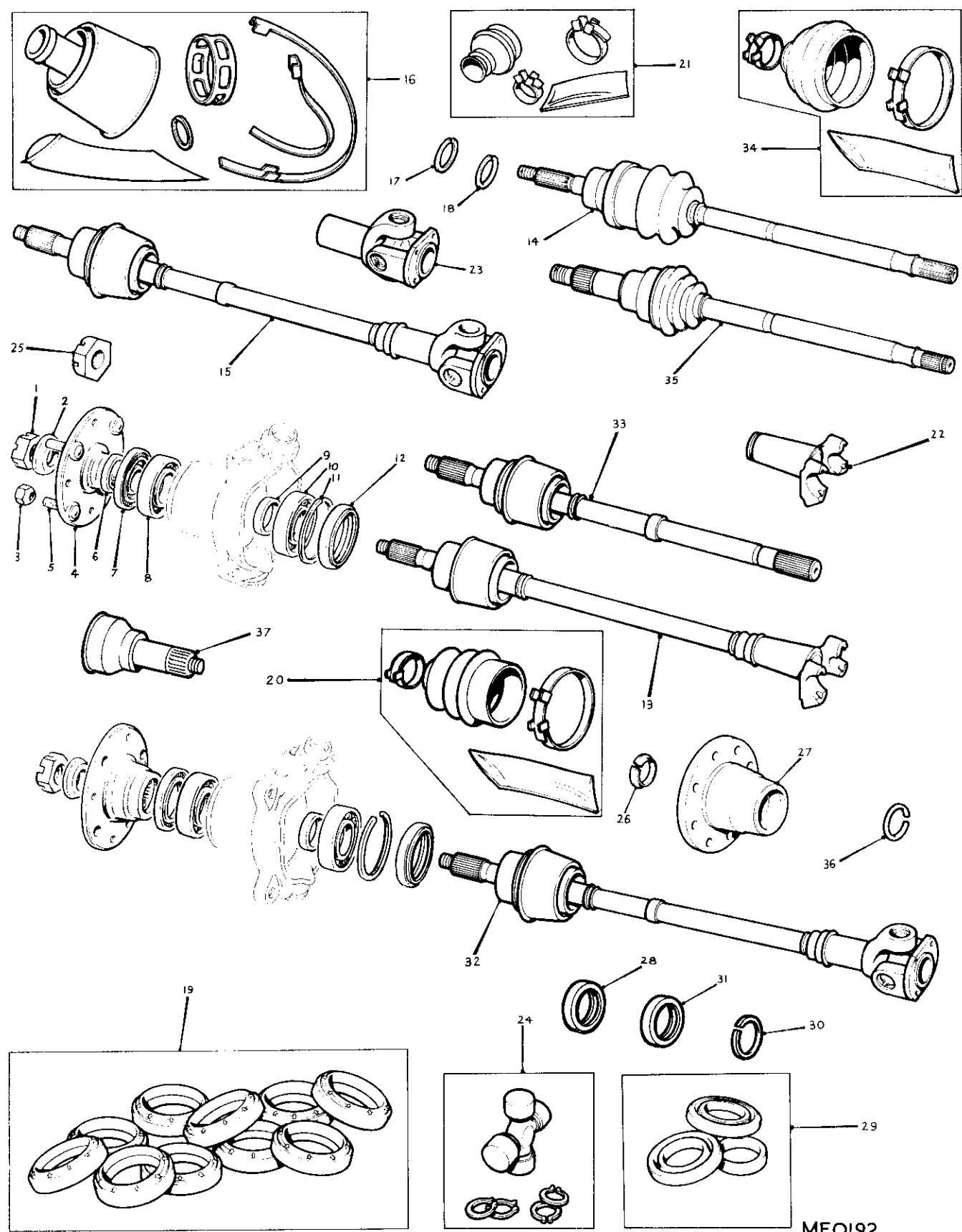
AKD 5230

III. No.	Part No.	DESCRIPTION	Qty.	Change Point	REMARKS
FRONT SUSPENSION—continued					
44	2A 4325	Shaft—upper support arm	2		
45	FNZ 508	Nut	4		
46	LWZ 305	Washer—spring	4		
47	2A 7324	Washer—thrust	2		
48	2A 7327	Ring—sealing (rubber)	4		
49	2A 4326	Collar—thrust	2		
50	2A 4327	Plate—retaining	2		
51	SH 604061	Screw	4		
52	NH 604041	Nut	4		
53	LWZ 204	Washer—spring	4		
54	21A 1889	Shaft—lower wishbone arm	2		
55	21A 1882	Bush—shaft	4		
56	FNZ 506	Nut	2		
57	LWZ 206	Washer—spring	2		
58	21A 1879	Arm—lower wishbone—RH	1		
58	21A 1881	Arm—lower wishbone—LH	1		
59	BTA 186	Hub—swivel—RH	1] 1300
59	BTA 187	Hub—swivel—LH	1		



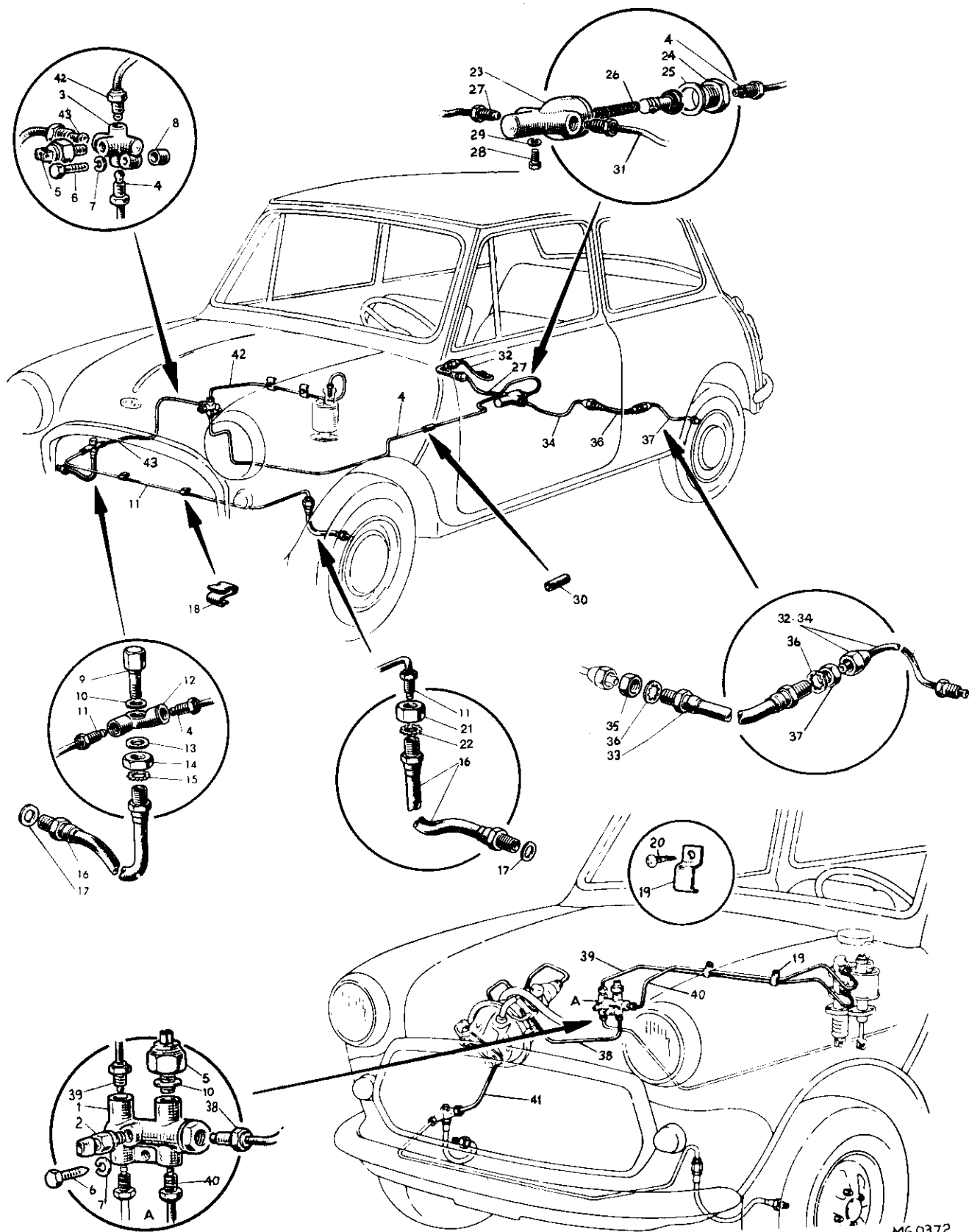
MEOI92

Ill. No.	Part No.	DESCRIPTION	Qty.	Change Point	REMARKS
DRIVE SHAFTS					
1	21A 79	Nut—drive shaft	2		1000, 1001 & Minimatic
2	2A 7323	Washer	2		
3	AXE 333	Nut—wheel	8		
4	21A 231	Flange—driving	2		
5	21A 2064	Stud—wheel	8		
6	2A 4295	Distance piece	2		
7	GHS 101	Seal—outer	2		
8	GHB 113	Bearing—wheel	2		
9	21A 233	Ring—distance	2		
10	GHB 113	Bearing—wheel	2		
11	2A 4361	Spacer—oil seal	2		
12	GHS 173	Seal—oil—hub	2		
13	21A 1760	Shaft—drive—RH	1		Pre-offset sphere
	21A 1761	Shaft—drive—LH	1		
14	22A 1961	SHAFT ASSEMBLY—DRIVE—RH	1		Offset sphere
	22A 1960	SHAFT ASSEMBLY—DRIVE—LH	1		
15	21A 1852	SHAFT ASSEMBLY—DRIVE—RH	1		Minimatic
	21A 1854	SHAFT ASSEMBLY—DRIVE—LH	1		
16	18G 8075	Kit—repair—standard cage	2		1000 & 1001
16	18G 8076	Kit—repair—.254mm (.010") O/S	2		
16	18G 8077	Kit—repair—.102mm (.004") O/S	2		
17	17H 8596	Circlip—inner	4		
18	17H 8597	Circlip—outer	2		
19	8G 2697	Kit—oil seal and flinger	1		
20	18G 9027	Kit—outer—boot	2		
	AKF 1457	Grease	2		
21	18G 9029	Kit—inner—boot	2		
	97H 2611	Grease	2		
22	21A 1696	Flange	2		Pre-offset sphere
23	27H 7880	JOINT ASSEMBLY—SLIDING	1		
24	GUJ 101	Kit—journal	1		Minimatic



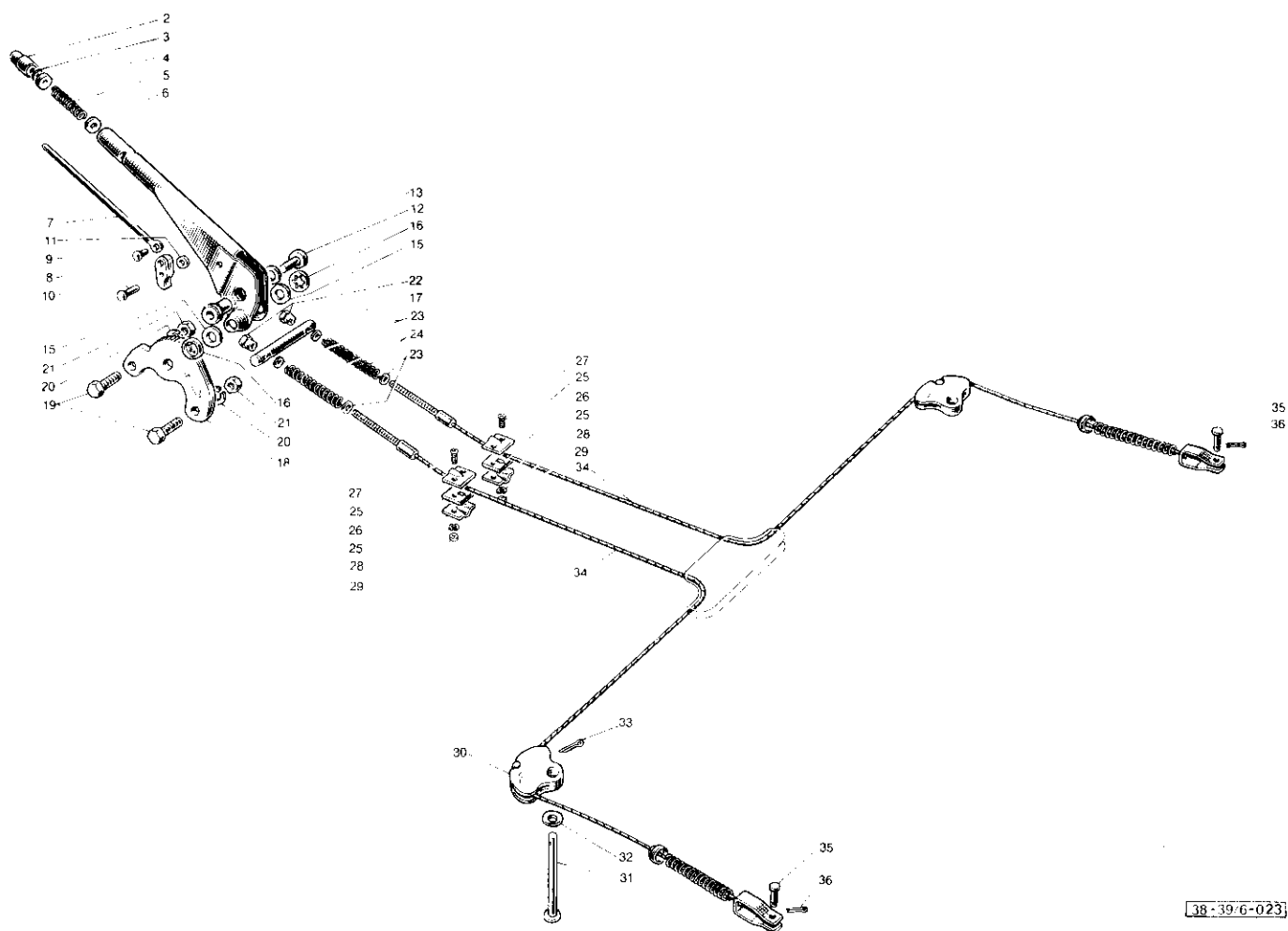
MEOI92

Ill. No.	Part No.	DESCRIPTION	Qty.	Change Point	REMARKS
DRIVE SHAFTS—continued					
25	BTA 249	Nut—driving flange	2		<div> <div>Pre- offset sphere</div> <div>1300</div> </div>
26	BTA 243	Collar—outer	2		
27	21A 1270	Flange—driving	2		
28	GHS 101	Seal—outer	1		
29	GHB 143	Kit—bearing and distance ring	2		
30	21A 1307	Spacer	2		
31	GHS 173	Seal—inner	2		
32	21A 1857	SHAFT ASSEMBLY—DRIVE—RH	1		
	21A 1858	SHAFT ASSEMBLY—DRIVE—LH	1		
33	27H 7882	SHAFT AND BELL JOINT ASSEMBLY— RH	1		
	27H 7881	SHAFT AND BELL JOINT ASSEMBLY— LH	1		
34	18G 9028	Kit—boot—outer	1		
23	27H 7880	JOINT ASSEMBLY—SLIDING	1		
24	GUJ 101	Kit—journal	1		
21	18G 9029	Kit—inner—boot	1		
35	22A 1963	SHAFT ASSEMBLY—DRIVE—RH	1		<div> <div>Offset sphere</div> </div>
	22A 1962	SHAFT ASSEMBLY—DRIVE—LH	1		
36	22G 2009	Circlip	2		
37	27H 7567	Bell and joint	1		
34	18G 9028	Kit—boot—outer	1		
18	17H 8597	Circlip—outer	1		
17	17H 8596	Circlip—inner	1		
16	18G 8175	Kit—repair—(STD)	1		
16	18G 8176	Kit—repair—.254mm (.010") O/S	1		
	AKF 1457	Grease	1		

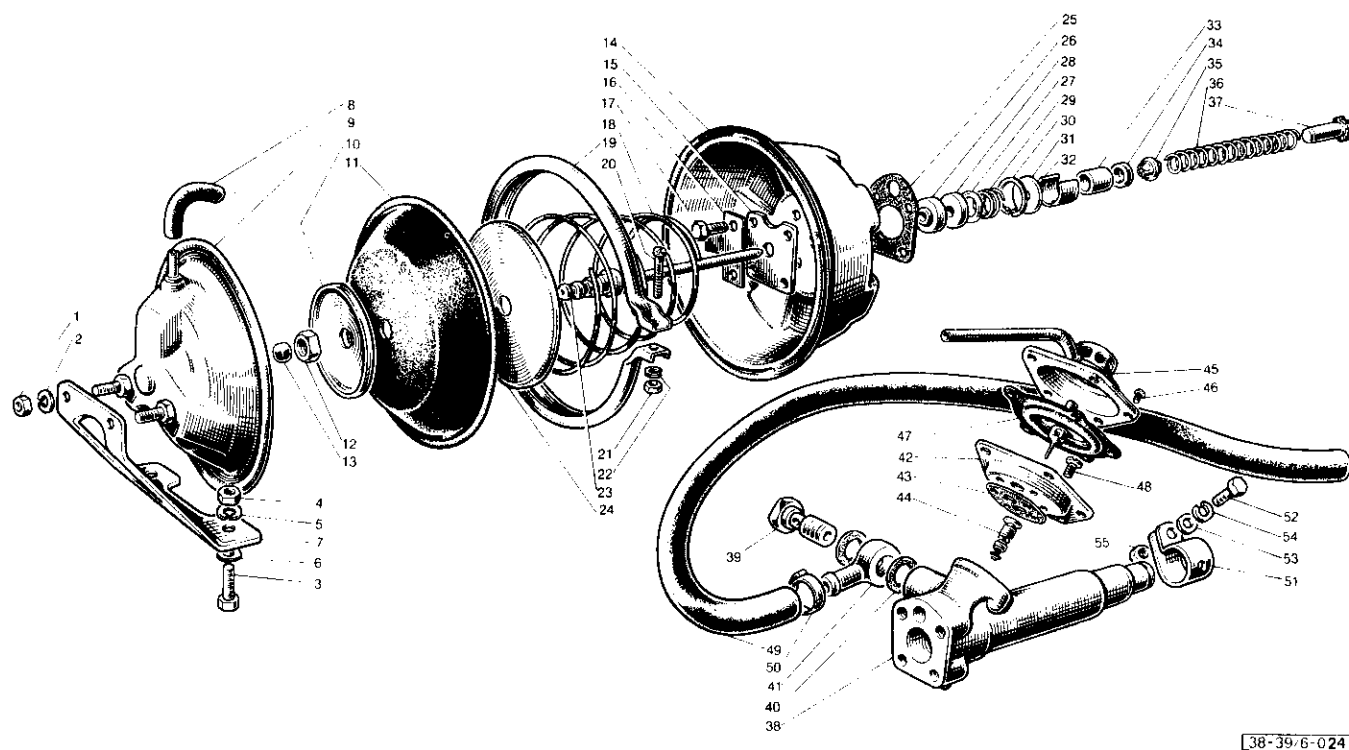


MG 0372

Ill. No.	Part No.	DESCRIPTION	Qty.	Change Point	REMARKS
BRAKE PIPING					
1	13H 5905	Switch—failure	1		1300
2	13H 5848	Switch—pressure failure	1		1300
3	AXE 448	Connector (3-way)	1		1000, 1001 & Minimatic
4	AXE 210	Pipe—failure switch to pressure regulating valve	1		
5	AXE 117	Switch—stop light	1		
6	HZS 0408	Screw—failure switch and 3-way connector	1		
6	AXE 468	Screw—3-way	1		Minimatic
7	LWZ 204	Washer—spring	1		
8	ADA 464	Piece—distance	1		Minimatic
9	AXE 248	Bolt—connector	1		
10	3H 550	Washer—bolt and stop light switch	2		
11	21A 42	Pipe—2-way to LH front hose	1		
12	AXE 245	Connector (2-way)	1		
13	3H 2287	Washer	1		
14	2K 8686	Nut	1		
15	LWZ 510	Washer—shakeproof	1		
16	GBH 101	Hose—front—brakes	2		
17	3H 2287	Washer	2		
18	11K 9181	Clip	2		
19	21A 2192	Clip	2		
20	PTZ 1005	Screw—clip	2		
21	2K 8686	Nut	1		
22	LWZ 510	Washer—shakeproof	1		
23	21A 1774	VALVE ASSEMBLY—PRESSURE LIMITING	1		1300
23	21A 2031	VALVE ASSEMBLY—PRESSURE LIMITING	1		1000, 1001 & Minimatic
24	17H 7630	Plug	1		
25	11D 5082	Gasket	1		
26	27H 6620	Spring	1		1300
26	37H 2009	Spring	1		1000, 1001 & Minimatic
	18G 8073	Kit—repair	1		
27	21A 47	Pipe—pressure valve to RH rear hose	1		
28	HZS 0404	Screw—valve	1		
29	LWZ 204	Washer—spring	1		
30	AXE 682	Sleeve—protection	7		
31	21A 51	Pipe—pressure valve to LH rear hose	1		
32	21A 220	Pipe—RH rear hose to RH rear wheel cylinder	1		
33	GBH 115	Hose—rear—brake	2		
34	21A 222	Pipe—LH rear hose to LH rear wheel cylinder	1		
35	FNZ 106	Nut	2		
36	LWZ 506	Washer—lock	4		
37	FNZ 206	Nut	2		
38	AXE 344	Pipe—master cylinder to pressure switch—front brakes	1		1300
39	AXE 345	Pipe—master cylinder to pressure switch—rear brakes	1		
40	AXE 346	Pipe—pressure switch to servo	1		
41	AXE 347	Pipe—servo to 2-way	1		1000, 1001 & Minimatic
42	AXE 449	Pipe—3-way to master cylinder	1		
43	21A 1900	Pipe—3-way to front hose	1		

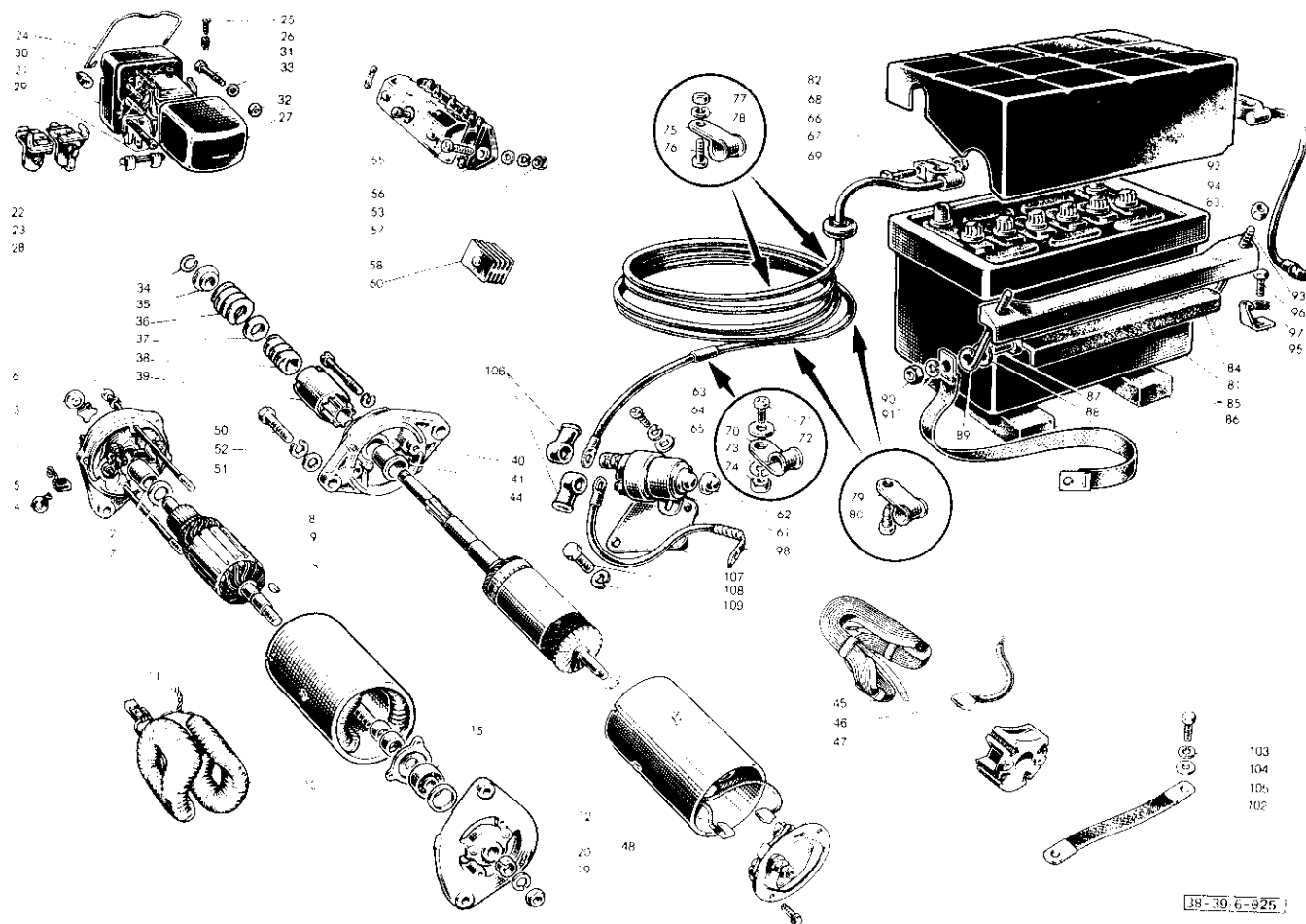


Ill. No.	Part No.	DESCRIPTION	Qty.	Change Point	REMARKS
HAND BRAKE CABLE AND LEVER					
	21A 2681	LEVER ASSEMBLY—HAND BRAKE	1		
2	21A 907	Knob—release	1		
3	13H 4217	Washer—Starlock	1		
4	21G 5042	Washer—anti-rattle (felt)	1		
5	2K 8848	Spring	1		
6	ACA 5417	Washer—plain	1		
7	21A 908	Rod—release \$	1		
8	ACA 5336	Pawl	1		
9	CRS 0306	Rivet	1		
10	21A 2130	Rivet—pawl to pivot	1		
11	PWZ 103	Washer—plain	1		
12	AXE 684	Rivet	1		
13	21A 2688	Washer	1		
15	ACA 5521	Washer—trunnion \$	2		
16	21A 906	Washer—trunnion \$	2		
17	21A 2155	Trunnion—lever to cable \$	1		
18	21A 2685	Ratchet	1		
19	HZS 0506	Screw	2		
20	WL 600051	Washer—spring	2		
21	NH 605041	Nut	2		
22	2A 5858	Nut—adjusting	2		
23	PWZ 104	Washer—plain	4		
24	ACH 8508	Spring—adjusting	2		
25	ACA 5522	Fair lead—cable	4		
26	21A 385	Pad—sealing—cable	4		
27	PMZ 0312	Screw	4		
28	LWZ 203	Washer—spring	4		
29	FNZ 103	Nut	4		
30	21A 2454	Sector—hand brake cable	2		
31	CLZ 0549	Trunnion	2		
32	AWZ 105	Washer—plain	2		
33	AXE 687	Pin—split	2		
34	21A 2224	Cable—hand brake	2		
35	CLZ 0409	Pin—clevis	2		
36	AXE 688	Pin—split	2		

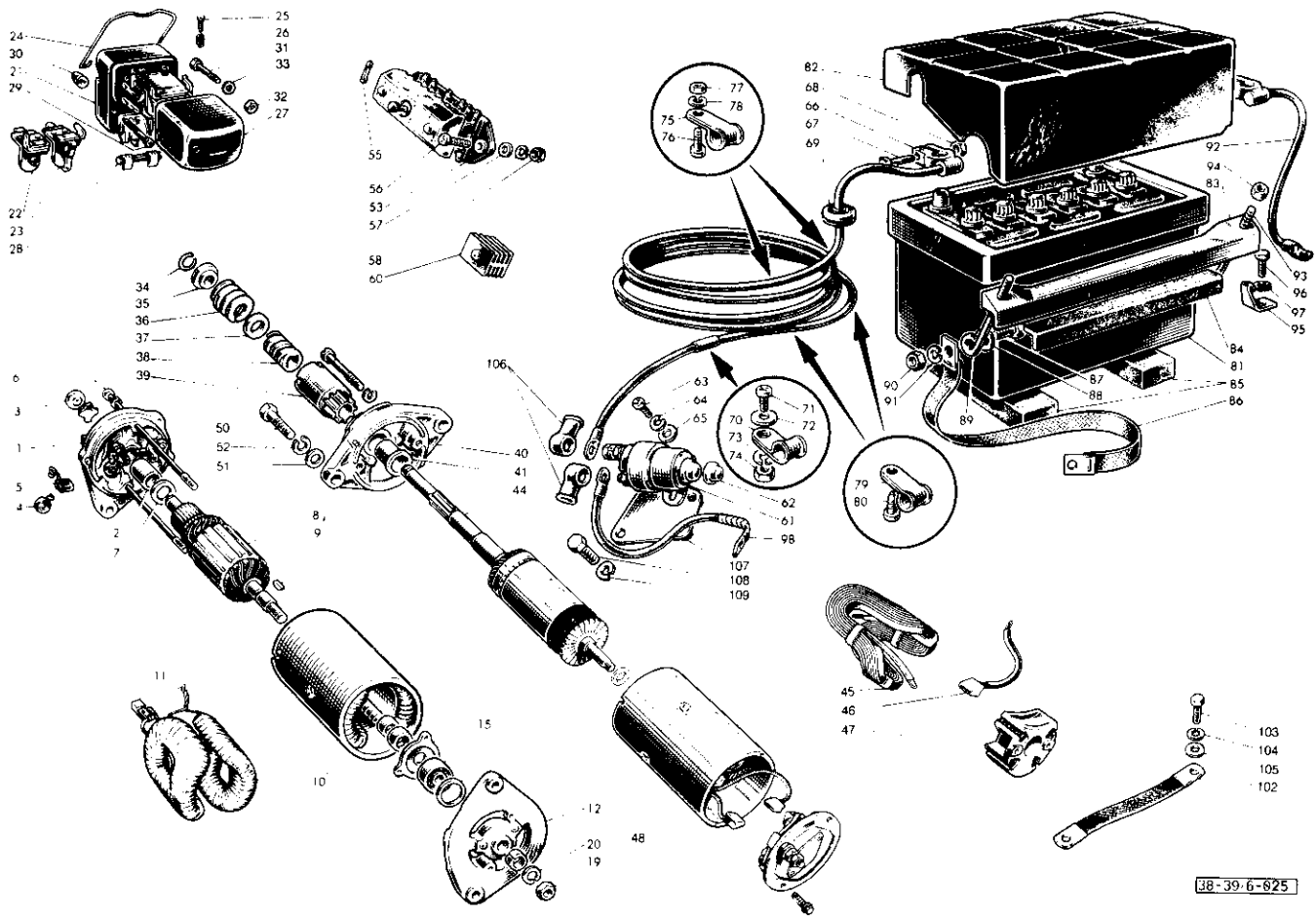


38-39-6-024

Ill. No.	Part No.	DESCRIPTION	Qty.	Change Point	REMARKS
SERVO UNIT-1300					
1	NH 605041	Nut	2		
2	WL 600051	Washer-spring	2		
3	HZS 0506	Screw	2		
4	NH 605041	Nut	2		
5	WL 600051	Washer-spring	2		
6	PWZ 405	Washer-plain	2		
7	AXE 689	Bracket-support-front	1		
	AXE 244	UNIT ASSEMBLY-SERVO	1		
8	AXE 247	Pipe-valve cover to end cover	1		
9	AXE 690	Cover end	1		
10	AXE 691	Plate-diaphragm-small	1		
11	AXE 692	Diaphragm	1		
12	AXE 693	Nut-diaphragm	1		
13	AXE 694	Buffer	1		
14	AXE 243	Body	1		
15	AXE 695	Plate-abutment	1		
16	AXE 696	Plate	1		
17	HZS 0505	Screw	4		
18	AXE 697	Spring	1		
19	AXE 698	Ring-clamping	1		
20	AXE 699	Screw	1		
21	AJD 8012Z	Nut	1		
22	PWZ 103	Washer-spring	1		
23	AXE 700	Rod-push	1		
24	AXE 701	Plate-diaphragm-large	1		
25	AXE 702	Gasket-body to shell	1		
26	AXE 703	Bush-rod	1		
27	AXE 704	Washer	1		
28	AXE 705	Piece-guide	1		
29	AXE 706	Spring-spreader	1		
30	AXE 707	Circlip	1		
31	AXE 708	Washer-plain	1		
32	AXE 709	Piece-distance	1		
33	AXE 710	Piston	1		
34	AXE 711	Grommet	1		
35	AXE 712	Retainer-spring	1		
36	AXE 713	Spring	1		
37	AXE 714	Guide-spring	1		
38	AXE 715	Body-slave cylinder	1		
39	AXE 716	Bolt-banjo	1		
40	AXE 717	Gasket-banjo	2		
41	AXE 718	Union	1		
42	AXE 719	Housing-air valve-lower	1		
43	AXE 720	Gasket-housing	1		
44	AXE 721	Valve	1		
45	AXE 722	Cover and filter	1		
46	AXE 723	Screw-cover	5		
47	AXE 724	Diaphragm and spindle	1		
48	AXE 725	Screw-filter	4		
49	AXE 249	Hose-vacuum-manifold to servo	1		
50	AXE 156	Clip	2		
51	AXE 726	Bracket-support-rear	1		
52	SH 604061	Screw	1		
53	PWZ 105	Washer-plain	1		
54	WL 600051	Washer-spring	1		
55	NH 605041	Nut	1		

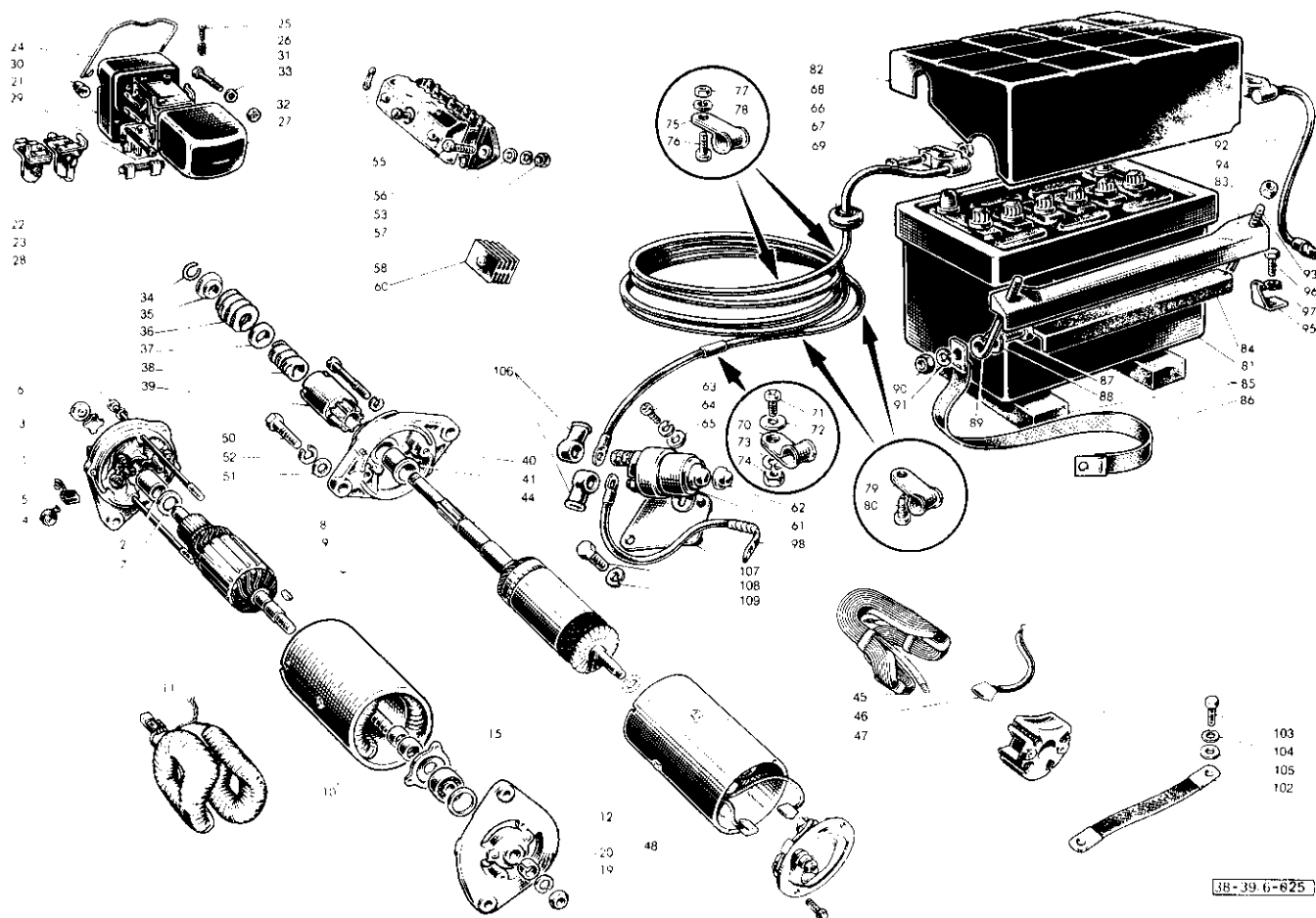


Ill. No.	Part No.	DESCRIPTION	Qty.	Change Point	REMARKS
DYNAMO					
	BMK 1241	DYNAMO ASSEMBLY	1		1000 & Minimatic
1	47H 5395	BRACKET—COMMUTATOR END	1		
2	7H 5390	Bushing—bearing	1		
3	47H 5394	Oiler	1		
4	47H 5389	Spring—brush tension	1 set		
5	GGB 102	Brush	1 set		
6	17H 5217	Bolt—through-fixing	2		
7	AXE 727	Washer—commutator end	1		
8	37H 4310	Armature	1		
9	WKN 404	Key—Woodruff	1		
10	37H 6787	Coil—field	1 set		
11	37H 3752	Terminal—Lucar	1		
12	27H 7647	BRACKET—DRIVE END	1		
	37H 6834	Kit—retention	1		
15	97H 626	Bearing—drive end	1		
19	FNZ 207	Nut—shaft	1		
20	LWN 207	Washer—shakeproof	1		
	37H 6836	Sundry parts	1		
21	13H 142	BOX—CONTROL	1		
22	AXE 728	Contact set—regulator	1		
23	57H 5302	Contact set—cut-out	1		
24	AXE 729	Clip—cover	1		
25	AXE 730	Screw	1		
26	AXE 731	Spring—screw	1		
27	7H 5522	Cover (Bakelite)	1		
28	AXE 732	Resistance	1		
29	PTZ 1012	Screw—control box	2		
30	AXE 610	Nut (Nylon)	2		
31	AXE 611	Screw	2		
32	FNZ 103	Nut	1		
33	AXE 618	Washer	1		1000



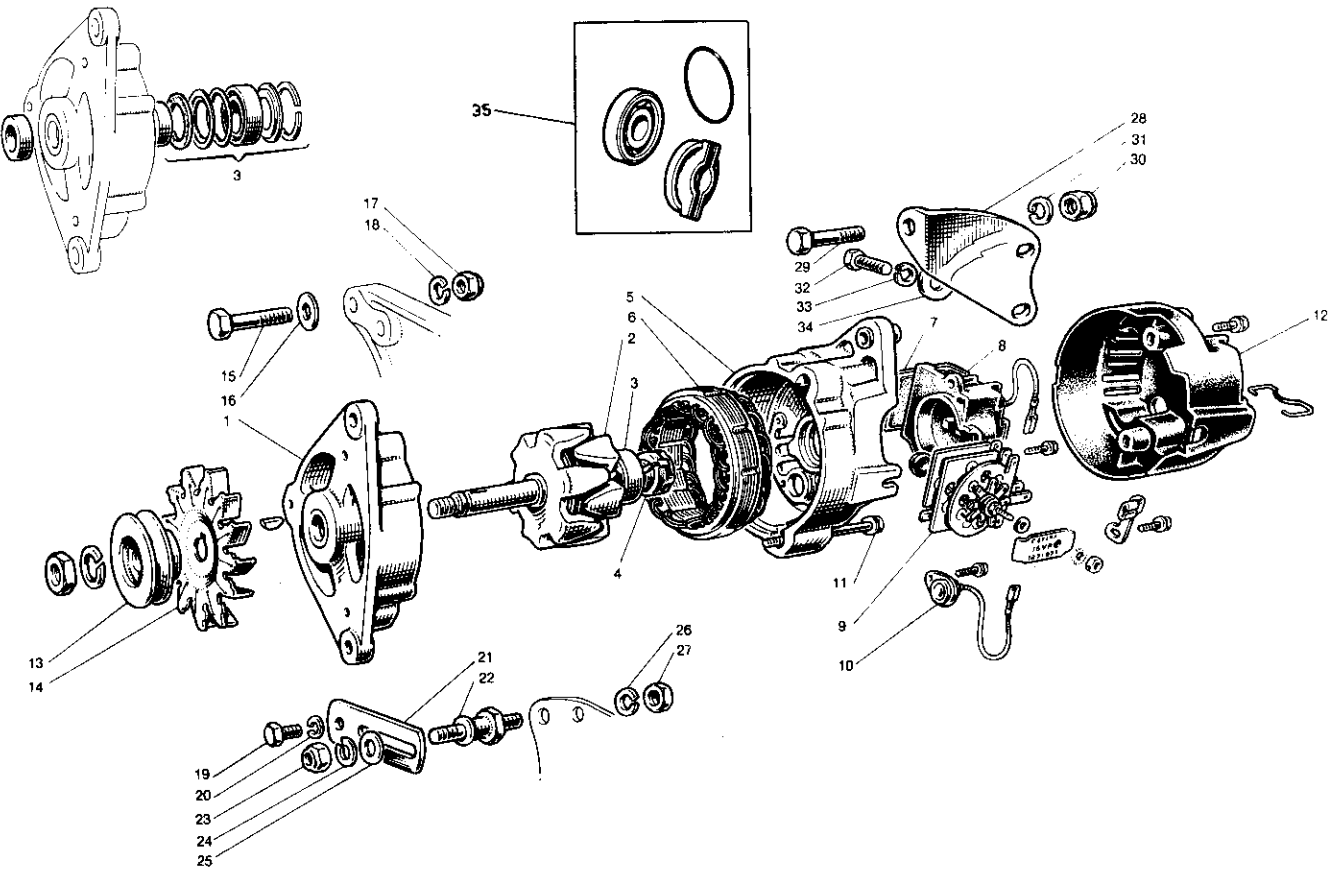
38-39-6-625

Ill. No.	Part No.	DESCRIPTION	Qty.	Change Point	REMARKS
STARTER AND VOLTAGE REGULATOR					
	13H 5799	STARTER MOTOR	1		
34	AXE 733	Clip—retaining	1		
35	27H 3755	Cup—shaft	1		
36	7H 5045	Main spring—starter	1		
37	7H 6887	Circlip—cap retaining	1		
38	67H 5013	Threaded sleeve	1		
39	67H 5010	Pinion and barrel	1		
40	37H 4676	BRACKET—DRIVE END	1		
41	47H 5346	Bushing—bearing	1		
44	37H 4674	Armature	1		
45	37H 4670	Field—coil	1		
46	GSB 105	Brush set—starter	1		
47	37H 4678	Brush kit	1		
48	37H 4672	Bracket—commutator end	1		
	AXE 734	Kit—sundry parts	1		
50	AXE 469	Bolt—end cover	2		Minimatic
50	ZCS 0610	Bolt	2		1000, 1001 & 1300
	PWZ 306	Washer—plain	2		Minimatic
51	PWZ 106	Washer—plain	2		1000, 1001 & 1300
52	AXE 735	Washer—spring	2		
53	AXE 137	BLOCK ASSEMBLY—FUSE	1		
55	AXE 75	Fuse—8 amp	10		
56	AXE 70	Screw	2		
58	AXE 470	Nut	2		
57	AXE 59	Washer	2		
60	AXE 65	Cover—connection	1		
61	BMK 1727	SOLENOID SWITCH—STARTER	1		
62	27H 5576	Cap—end (rubber)	1		
63	AXE 127	Screw	2		
64	LWZ 303	Washer—spring	2		
65	PWZ 203	Washer—plain	2		
66	AXE 54	CABLE—BATTERY POSITIVE TO STARTER SWITCH	1		
67	AXE 86	Bolt	2		
68	AXE 736	Nut	2		
69	5L 62	Grommet	1		
70	AXE 71	Clip	1		
71	PMZ 0307	Screw	1		
72	PWZ 203	Washer—plain	1		
73	LWZ 203	Washer—spring	1		
74	FNZ 103	Nut	1		
75	AXE 71	Clip	2		
76	PMZ 0307	Screw	2		
77	FNZ 103	Nut	2		
78	LWZ 203	Washer—spring	2		
79	AXE 71	Clip	2		
80	PTZ 1004	Screw	2		



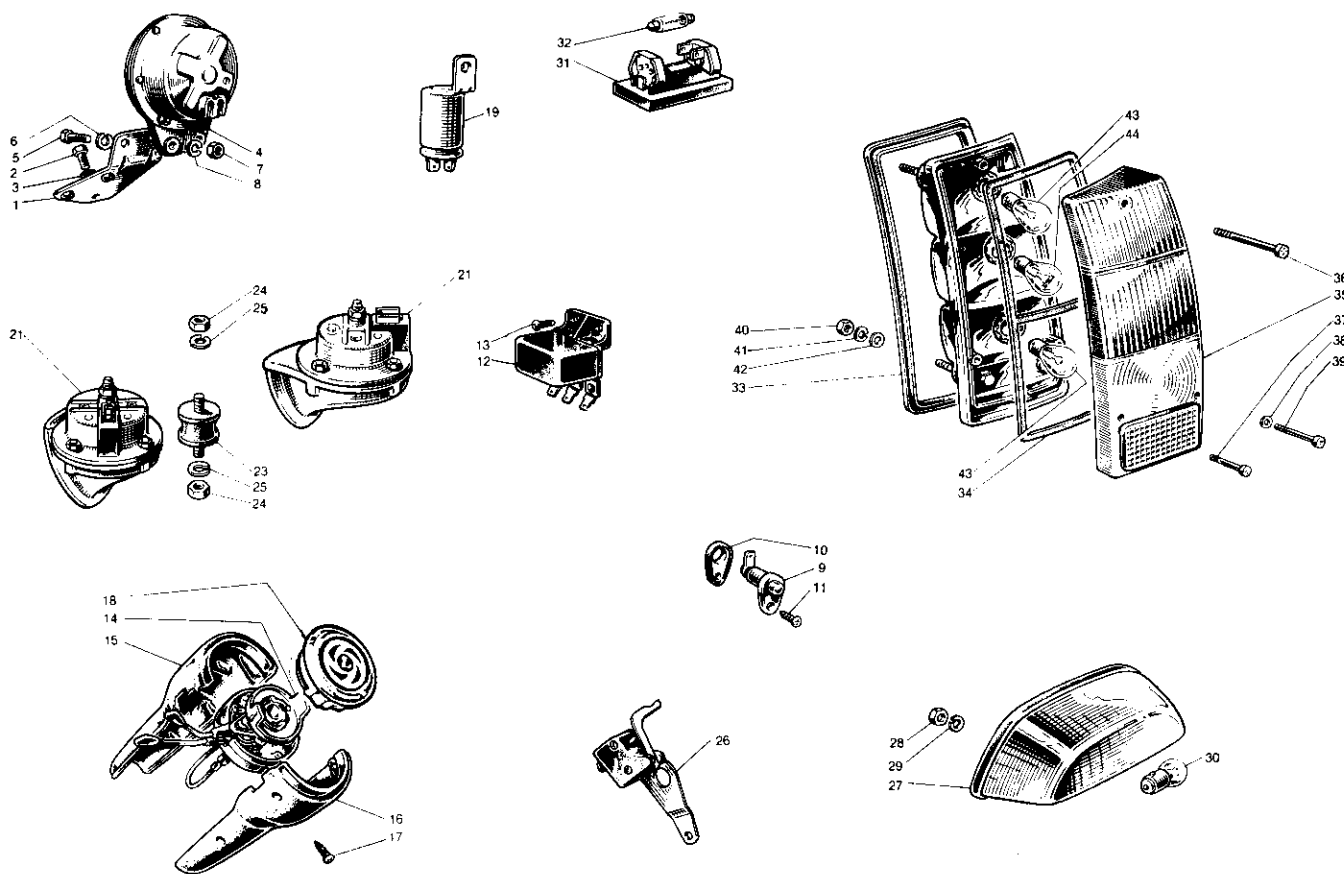
III. No.	Part No.	DESCRIPTION	Qty.	Change Point	REMARKS
STARTER AND VOLTAGE REGULATOR—continued					
81	NSP	Battery	1		
82	AXE 63	Cover—battery	1		
83	AXE 62	Bar—fixing	1		
84	AXE 58	Packing—clamp	1		
85	AXE 57	Pad—battery drainage	2		
86	AXE 50	Strap—cover	1		
87	SH 604061	Screw—fixing rod	1		
88	PWZ 104	Washer—plain	1		
89	AXE 56	Rod—fixing	1		
90	NH 604041	Nut	1		
91	LWZ 204	Washer—spring	1		
92	AXE 51	Cable—battery—negative to earth	1		
93	AXE 55	Rod—fixing	1		
94	NH 604041	Nut	2		
95	AXE 60	Bracket—cover retaining	1		
96	AXE 68	Screw	1		
97	AXE 69	Washer—spring	1		
98	AXE 52	Cable—starter to solenoid	1		
102	AXE 53	Cable	1		
103	AXE 85	Screw	1		
104	WL 600051	Washer—spring	1		
105	WC 108051	Washer—plain	2		
106	AXE 61	Cap—starter solenoid	3		
107	AXE 126	Bracket	1		
108	ZCS 0505	Screw	2		
109	LWZ 305	Washer—spring	2		

1300



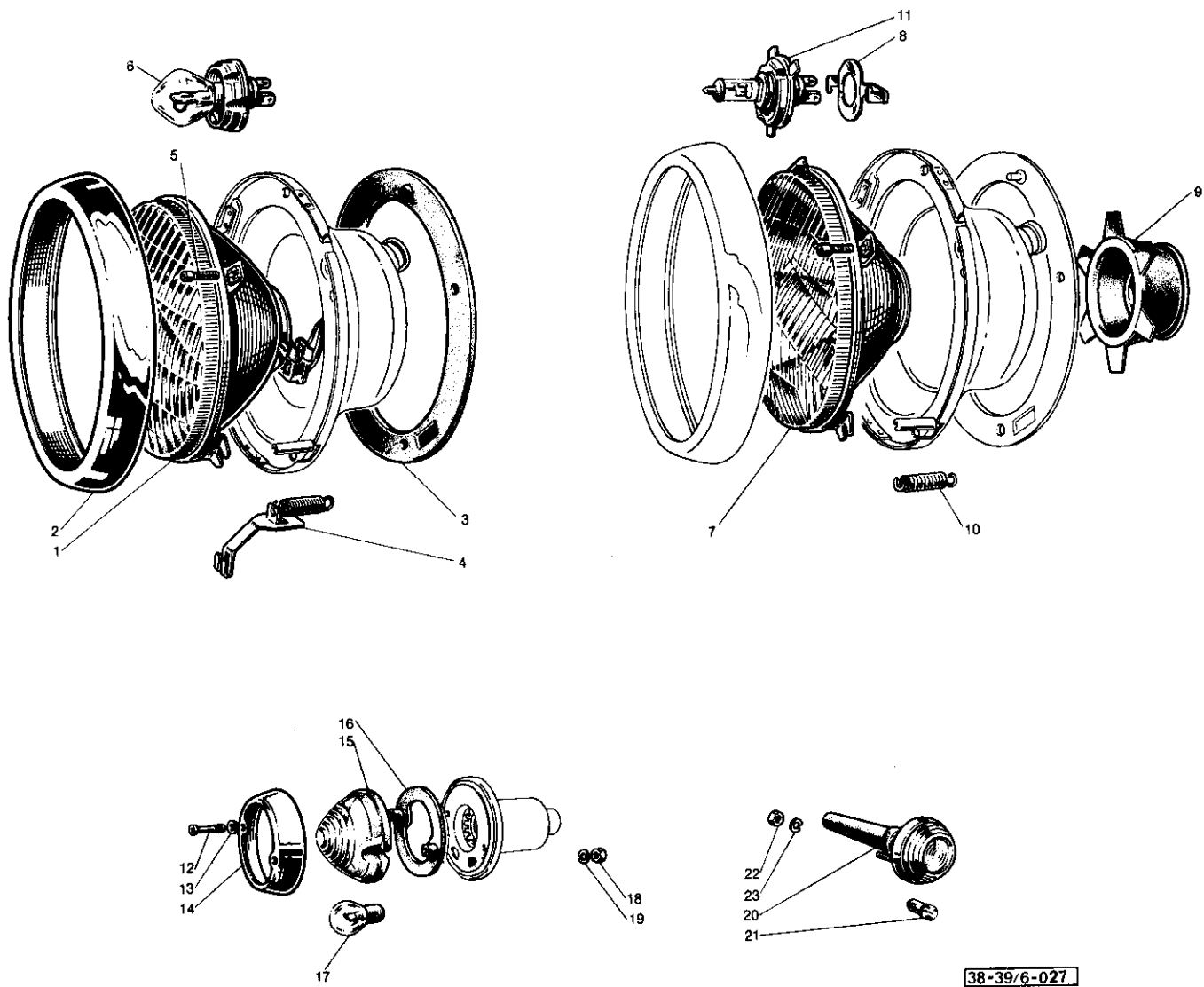
38-39/6-046

Ill. No.	Part No.	DESCRIPTION	Qty.	Change Point	REMARKS
ALTERNATOR—1001 & 1300					
	AXE 280	ALTERNATOR ASSEMBLY	1		
1	AXE 276	Bracket—drive end	1		
2	37H 4196	ROTOR ASSEMBLY	1		
3	18G 8619	Bearing kit—drive end bracket	1		
4	37H 2250	Slip ring	1		
5	AXE 277	Bracket—slip-ring end	1		
6	37H 2257	Stator	1		
7	37H 6911	Regulator	1		
8	37H 6915	BRUSH-BOX ASSEMBLY	1		
	37H 4199	Brush set (with leaf spring)	1		
9	37H 6913	Rectifier	1		
10	AXE 278	Connection—cover	1		
11	37H 2247	Bolt—through-fixing	3		
12	AXE 737	Cover	1		
35	18G 8620	Bearing kit—S.R.E. bracket	1		
	37H 2258	Sundry parts	1		
13	AXE 279	Pulley	1		
14	12H 2515	Fan—alternator	1		
15	HBZ 0514	Bolt	1		
16	WC 108051	Washer—plain	1		
17	LNZ 205	Nut	1		
18	LWZ 305	Washer—spring	1		
19	ZCS 0505	Screw	1		
20	LWZ 305	Washer—spring	1		
21	12G 2627	Link—dynamo adjusting	1		
22	AEG 182	Pillar—dynamo adjusting link	1		
23	LNZ 206	Nut	1		
24	AXE 735	Washer—spring	1		
25	PWZ 306	Washer—plain	1		
26	AXE 735	Washer—spring	1		
27	FNZ 106	Nut	1		
28	AXE 64	Bracket—rear	1		
29	HZS 0512	Bolt	1		
30	LNZ 205	Nut	1		
31	LWZ 305	Washer—spring	1		
32	HZS 0507	Screw	2		
33	LWZ 305	Washer—spring	2		
34	WC 108051	Washer—plain	2		



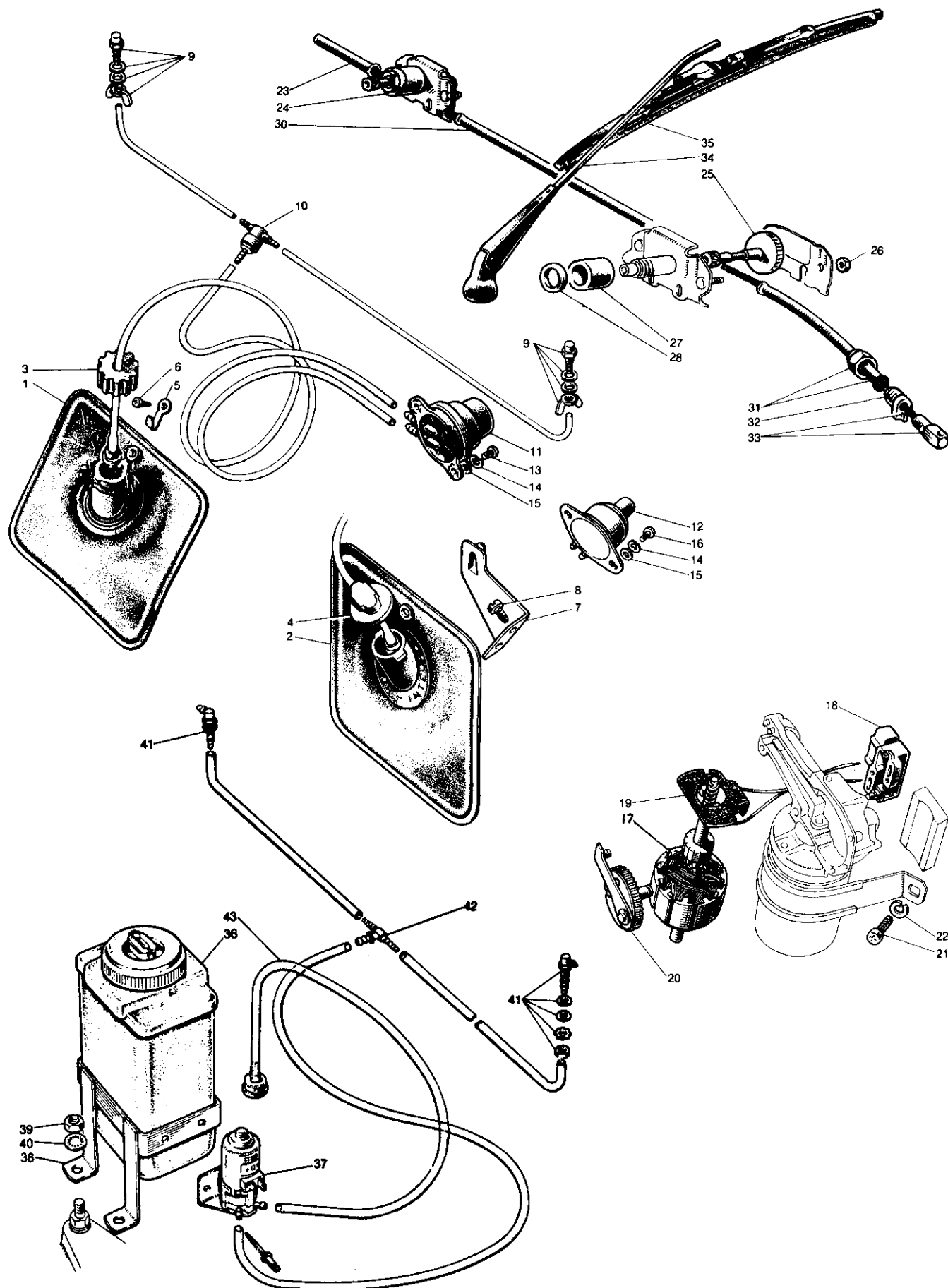
38-39/6-026

Ill. No.	Part No.	DESCRIPTION	Qty.	Change Point	REMARKS
STOP, TAIL AND FLASHER LAMPS AND SWITCHES					
1	AXE 126	Bracket—horn and solenoid	1		1000, 1001
	AXE 471	Bracket—horn	1		Minimatic
2	ZCS 0505	Bolt	2] 1000 & 1001
3	LWZ 305	Washer	2		
4	AXE 510	Horn	1] 1000, 1001 & Minimatic
5	ZCS 0505	Bolt	2		
6	LWZ 305	Washer	2] 1000 & 1001
7	NH 605041	Nut	2		
8	LWZ 305	Washer	2		
9	AXE 115	Switch—door	2		
10	AXE 146	Gasket	2		
11	CTZ 604	Screw	2		
12	AXE 143	Box—control	1] 1300
13	PTZ 804	Screw	2		
14	AXE 273	Switch—direction indicator	1		Switzerland, France and Benelux countries
15	AXE 147	Cowl—upper	1		
16	AXE 148	Cowl—lower	1		
17	AXE 283	Screw	4		
18	AXE 144	Push—horn	1		1300
18	AXE 450	Push—horn	1		1000, 1001 & Minimatic
19	AXE 114	Unit—flasher (12V, 46W)	1] 1300
21	AXE 125	Horn	1		
23	AXE 284	Mounting (rubber)	2		
24	NH 604041	Nut	4		
25	WL 600051	Washer—spring	4		
26	AXE 266	Switch—reverse light	1		
27	AXE 305	Lens—number plate lamp	1		
28	AXE 81	Nut	2		
29	AXE 106	Washer—spring	2		
30	AXE 103	Bulb (12V, 5W)	2		
31	AXE 66	Plate—lamp mounting	1		
32	AXE 285	Bulb—festoon	1		
	AXE 77	LAMP ASSEMBLY STOP/TAIL—FLASHER—RH	1] Altissimo
	AXE 78	LAMP ASSEMBLY STOP/TAIL—FLASHER—LH	1		
33	AXE 94	Gasket—lamp seating—RH	1		
	AXE 95	Gasket—lamp seating—LH	1		
34	AXE 99	Gasket—lens	2		
35	AXE 79	Lens—RH	1		
	AXE 80	Lens—LH	1		
36	AXE 96	Bolt—lens	2		
37	AXE 98	Bolt—lens	2		
38	AXE 89	Washer—plain	6		
39	AXE 97	Bolt—lens	2] Carello
	AXE 1689	LAMP ASSEMBLY STOP/TAIL—FLASHER—RH	1		
	AXE 1690	LAMP ASSEMBLY STOP/TAIL—FLASHER—LH	1		
33	AXE 1693	Gasket—lamp seating—RH	1		
	AXE 1694	Gasket—lamp seating—LH	1		
	AXE 1695	Gasket—lens—RH	1		
	AXE 1696	Gasket—lens—LH	1		
35	AXE 1691	Lens—RH	1		
	AXE 1692	Lens—LH	1		
	AXE 1697	Bolt—lens	6		
40	AXE 107	Nut	8		
41	AXE 108	Washer	8		
42	PWZ 203	Washer—plain	8		1000 & 1001
42	AXE 443	Washer	8		1300 & Minimatic
43	AXE 104	Bulb—stop/tail (12V 21W)	4		
44	AXE 101	Bulb—flasher (12V 5/21W)	2		
	AXE 440	Switch—hand brake warning light	1		1300

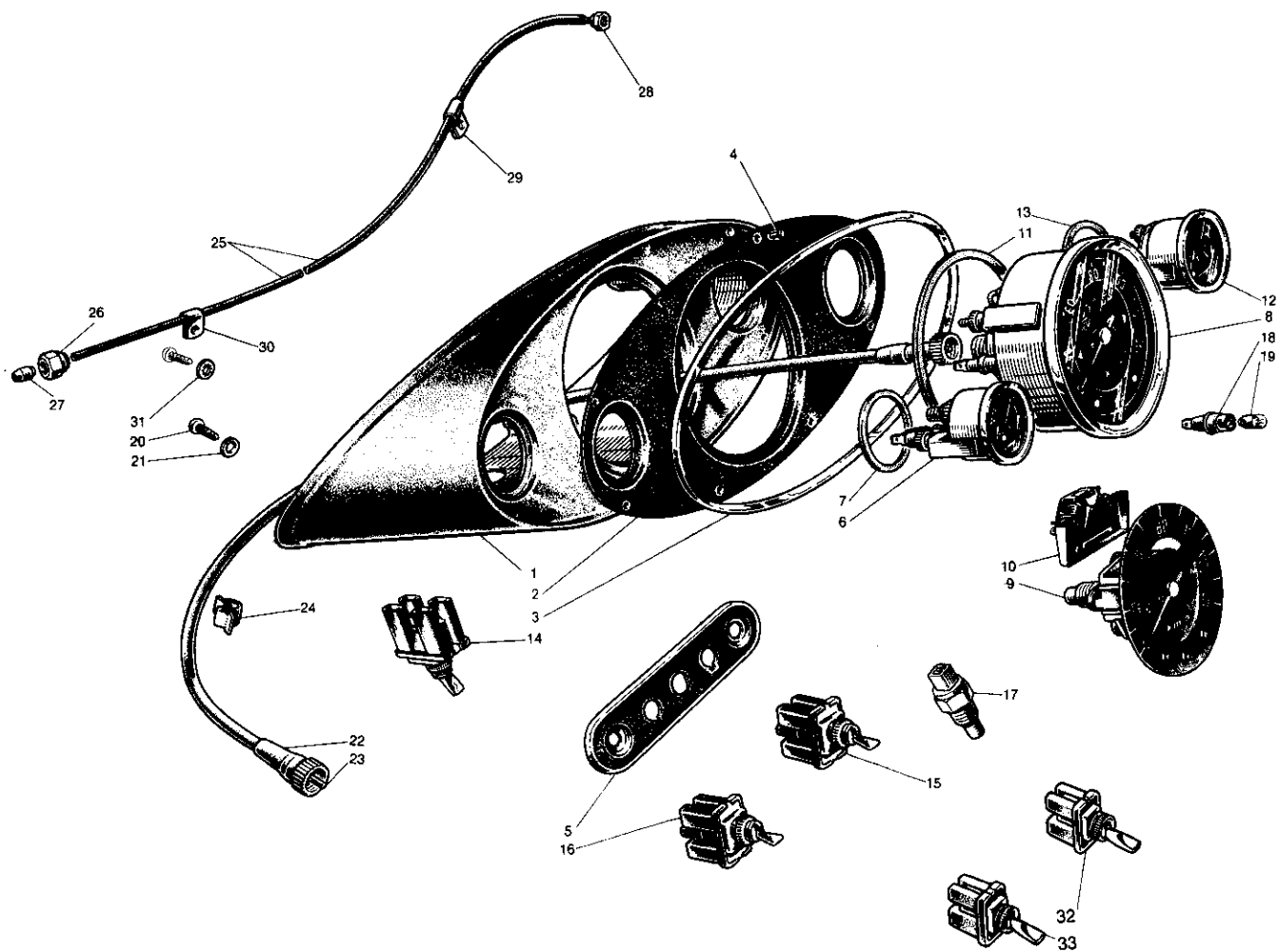


38-39/6-027

III. No.	Part No.	DESCRIPTION	Qty.	Change Point	REMARKS
HEADLAMPS					
	AXE 286	HEADLAMP ASSEMBLY	2		Carello—1300
7	AXE 287	Unit—light	2		
8	AXE 288	Clip—bulb	2		
9	AXE 289	Cover (rubber)	2		
10	AXE 290	Spring	2		
2	AXE 291	Rim—headlamp	2		
3	AXE 292	Gasket—rubber	2		
5	AXE 293	Screw	4		
11	AXE 100	Bulb 12V 60/55W	2		
	AXE 264	Bulb 12V 60/55W (Yellow)	2		
	AXE 451	HEADLAMP ASSEMBLY	2		Carello—1000, 1001 & Minimatic
1	AXE 452	Unit—light	2		
4	AXE 453	Spring and bracket	2		
2	AXE 291	Rim	2		
3	AXE 292	Gasket	2		
5	AXE 293	Screw	4		Elma—1000, 1001 & Minimatic
	AXE 1698	HEADLAMP ASSEMBLY	2		
1	AXE 1699	Unit—light	2		
2	AXE 1700	Rim	2		
3	AXE 1701	Gasket	2		
4	AXE 1702	Spring and bracket	2		1000, 1001 & Minimatic
5	AXE 293	Screw	4		
6	AXE 454	Bulb 12V 45/40W	2		
	AXE 1763	Bulb 12V 45/40W (Yellow)	2		Altissimo
	AXE 67	LAMP ASSEMBLY—FLASHER	2		
12	AXE 93	Screw	4		Carello
13	AXE 304	Washer	4		
14	AXE 90	Rim	2		
15	AXE 91	Lens	2		
16	AXE 92	Gasket	2		
	AXE 1703	LAMP ASSEMBLY—FLASHER	2		Altissimo Carello
12	AXE 1704	Screw	4		
13	AXE 304	Washer	4		
14	AXE 90	Rim	2		
15	AXE 91	Lens	2		
16	AXE 1705	Gasket	2		Altissimo Carello
17	AXE 101	Bulb—festoon 12V 5/21W	2		
18	AXE 105	Nut	4		
19	AXE 106	Washer	4		
20	AXE 76	Lamp—side	2		
20	AXE 1706	Lamp—side	2		
21	AXE 102	Bulb—sidelamp 12V 4W	2		
22	AXE 105	Nut	4		
23	AXE 106	Washer—spring	4		

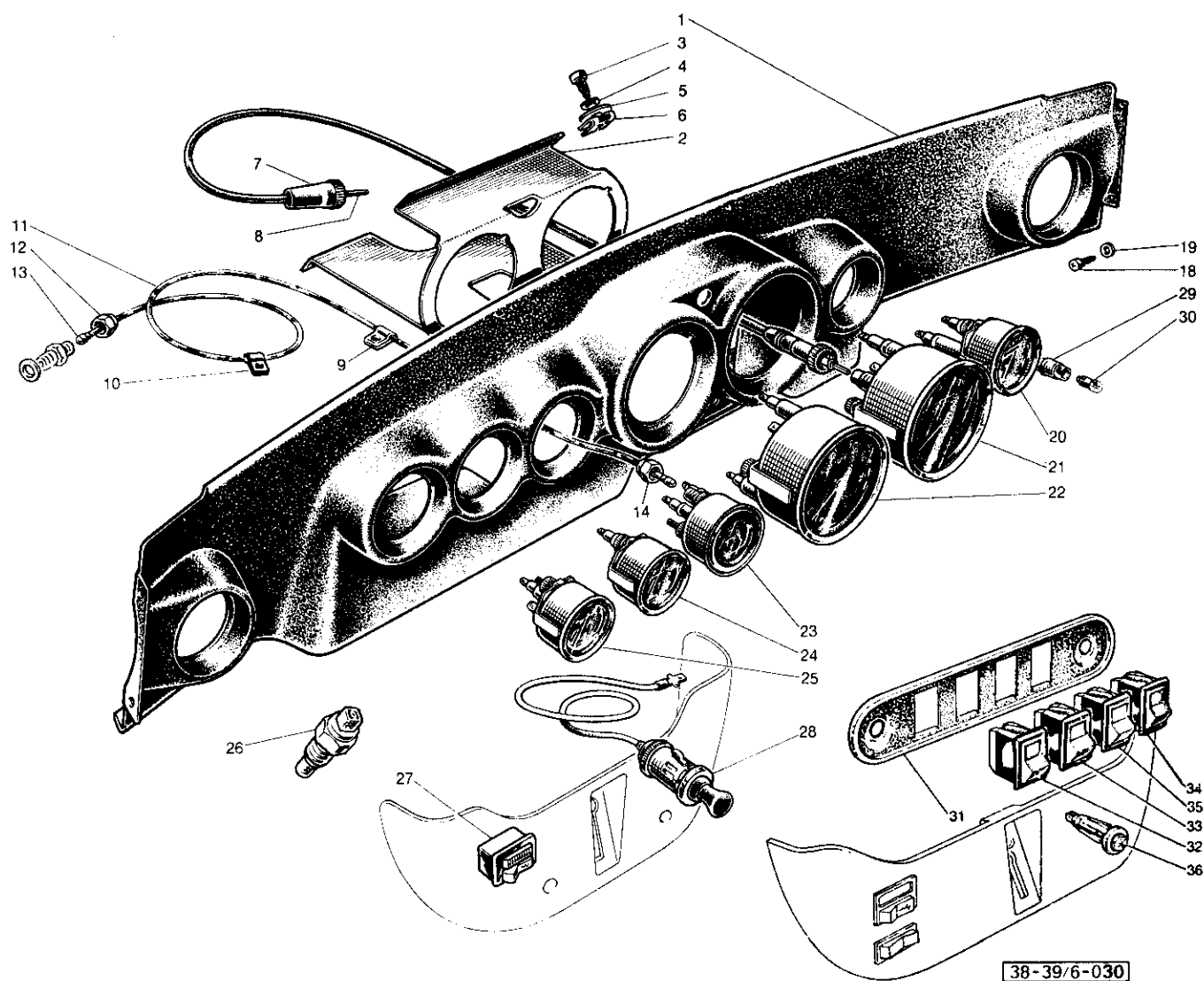


III. No.	Part No.	DESCRIPTION	Qty.	Change Point	REMARKS
WINDSCREEN WASHER—WIPER					
1	AXE 605	POUCH—LIQUID	1] Feredit] Minimatic
3	AXE 254	Cap	1		
3	AXE 740	Cap	1		
2	AXE 1710	POUCH—LIQUID	1] Inteuropa] 1000 & Minimatic
4	AXE 1711	Cap	1		
5	AXE 741	Hook—pouch	1	1000] 1000 & Minimatic
6	PTZ 603	Screw—hook	1		
7	AXE 742	Bracket—pouch	1		
8	AXE 619	Screw—bracket	1		
9	AXE 253	Jet	2	Feredit Inteuropa Tudor] 1000 & Minimatic
10	AXE 606	'T' piece	1		
11	AXE 607	Pump—washer	1		
12	AXE 608	Pump—washer	1	Inteuropa Feredit] 1001 & 1300
13	AXE 127	Screw	1		
14	LWZ 303	Washer—spring	1		
15	PWZ 103	Washer—plain	1		
16	AXE 609	Screw	1		
36	AXE 359	Container—liquid—washer	1		
36	AXE 746	Container—liquid washer	1		
37	AXE 274	Pump—windscreen washer	1		
38	AXE 745	Bracket—support—container	1		
39	NH 605041	Nut—bracket	2		
40	LWZ 405	Washer—spring nut	2	Inteuropa Feredit Inteuropa Feredit] 1001 & 1300
41	AXE 253	Jet	2		
41	AXE 747	Jet	2		
42	AXE 748	'T' piece	1		
42	AXE 749	'T' piece	1	Inteuropa Feredit] 1001 & 1300
43	AXE 750	Tube—container to pump	1		
43	AXE 751	Tube—container to pump	1	Inteuropa Feredit] 1001 & 1300
	37H 2732	MOTOR ASSEMBLY—WIPER	1		
17	37H 2735	Armature	1	1300 1000, 1001 & Minimatic] 1000, 1001 & Minimatic
18	AXE 275	Switch—parking	1		
19	37H 6783	Brush	1		
20	37H 2736	Gear (with connecting rod)	1		
21	AXE 743	Screw—wiper motor	2		
22	LWZ 204	Washer—spring	2		
23	13H 5412	Tube—outer—wheelbox to end	1		
24	13H 4520	WHEELBOX ASSEMBLY	2		
25	27H 5310	Spindle (with gear)	2		
26	FNZ 103	Nut	4		
27	57H 5119	Bush—front	2	1300 1000, 1001 & Minimatic] 1000, 1001 & Minimatic
28	57H 5120	Bush—rear	2		
30	13H 4522	Tube—wheelbox to wheelbox	1	1300 1000, 1001 & Minimatic] 1000, 1001 & Minimatic
31	CZH 771	Tube—motor to wheelbox	1		
32	AXE 744	Ferrule	1	1300 1000, 1001 & Minimatic] 1000, 1001 & Minimatic
33	37H 5208	Rack—cross-head	1		
34	AXE 112	Arm—wiper	2	1300 1000, 1001 & Minimatic] 1000, 1001 & Minimatic
	AXE 445	Arm—wiper	2		
35	AXE 113	Blade—wiper	2	1300 1000, 1001 & Minimatic] 1000, 1001 & Minimatic
	GWB 202	Blade—wiper	2		




38-39/6-029

Ill. No.	Part No.	DESCRIPTION	Qty.	Change Point	REMARKS
INSTRUMENT PANEL					
1	AXE 474	Casing—instrument	1		1000, 1001 & Minimatic
2	AXE 475	Insert—panel—instrument	1		1000 & Minimatic
2	AXE 511	Insert—panel—instrument	1		1001
3	AXE 476	Rim—panel	1		1000, 1001 & Minimatic
4	DAP 0829	Rivet	6		1000 & Minimatic
4	AXE 512	Rivet	6		1001
5	AXE 477	Panel—switch	1] 1000, 1001 & Minimatic
6	AXE 478	Gauge—oil pressure	1		
6	AXE 479	Gauge—oil pressure	1] 1000 & Minimatic
7	AXE 480	Gasket	1		
8	AXE 481	SPEEDOMETER ASSEMBLY	1] 1000, 1001 & Minimatic
8	AXE 482	SPEEDOMETER ASSEMBLY	1		
9	AXE 483	Speedometer—head	1] 1000, 1001 & Minimatic
9	AXE 484	Speedometer—head	1		
10	AXE 485	Gauge—temperature	1] 1000 & Minimatic
10	AXE 486	Gauge—temperature	1		
11	AXE 487	Gasket	1] 1000 & Minimatic
12	AXE 489	Gauge—fuel	1		
12	AXE 513	Gauge—fuel	1] 1000, 1001 & Minimatic
12	AXE 318	Gauge—fuel	1		
13	AXE 480	Gasket	1] 1000, 1001 & Minimatic
14	AXE 490	Switch—panel light	1		
15	AXE 491	Switch—light	1] 1001
16	AXE 492	Switch—wiper	1		
32	AXE 118	Switch—heated backlight	1] 1000, 1001 & Minimatic
33	AXE 116	Lighter—cigar	1		
17	AXE 306	Transmitter—thermal	1] 1000, 1001 & Minimatic
17	AXE 307	Transmitter—thermal	1		
18	AXE 25	Bulb holder	9] 1000, 1001 & Minimatic
19	AXE 493	Bulb—12V, 3W	9		
20	AXE 494	Screw	4] 1000, 1001 & Minimatic
21	PWZ 204	Washer—plain	4		
22	AXE 472	CABLE—SPEEDOMETER	1] 1000, 1001 & Minimatic
22	AXE 473	CABLE—SPEEDOMETER	1		
23	AXE 497	Cable—inner—speedometer	1] 1000, 1001 & Minimatic
24	AXE 498	Clip	1		
25	AXE 499	Tube—oil pressure	1] 1000, 1001 & Minimatic
26	AXE 132	Nut—tube	1		
27	AXE 130	Olive—tube	2] 1000, 1001 & Minimatic
28	AXE 132	Nut—tube	1		
29	AXE 43	Clip	1] 1000, 1001 & Minimatic
30	AXE 44	Clip	1		
31	AXE 488	Washer—lock	1] 1000, 1001 & Minimatic



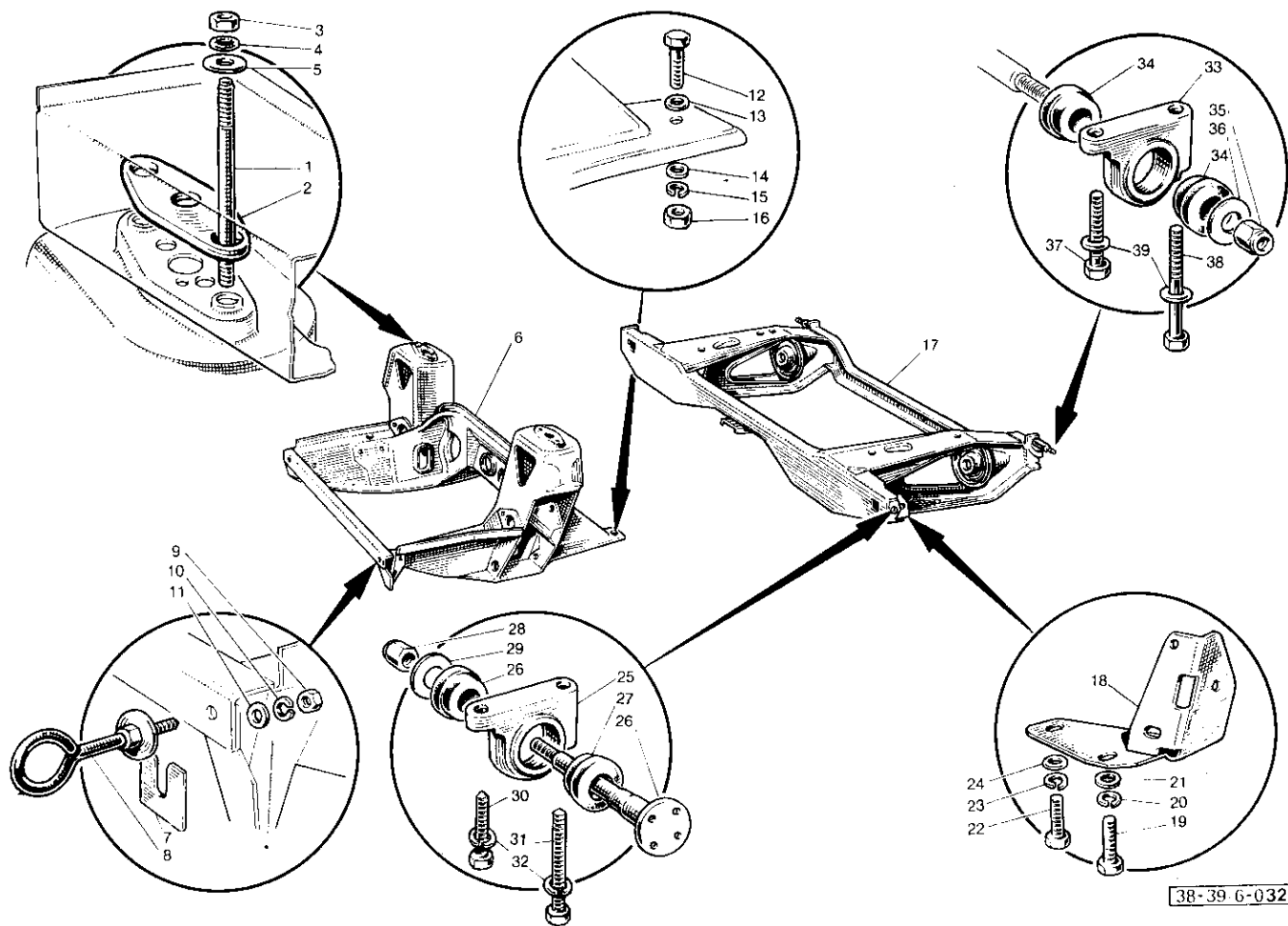
III. No.	Part No.	DESCRIPTION	Qty.	Change Point	REMARKS
INSTRUMENT PANEL—continued					
1	AXE 34	Panel—instrument	1		1300
2	AXE 35	Bracket—instruments	1		
3	PTZ 1006	Screw	4		
4	PWZ 203	Washer—plain	4		
5	AXE 327	Washer	4		
6	PFS 410	Nut	4		
7	AXE 310	CABLE—SPEEDOMETER	1		
7	AXE 311	CABLE—SPEEDOMETER	1		
8	AXE 312	Cable—inner	1		
9	AXE 43	Clip—tube	1		
10	AXE 44	Clip—tube	1		
11	AXE 131	Tube—oil pressure	1		
12	AXE 132	Nut—tube	1		
13	AXE 130	Olive—tube	2		
14	AXE 129	Nut—tube	1		
18	AXE 36	Screw—panel	4		
19	AXE 37	Washer—plain	4		
20	AXE 317	Gauge—fuel	1		
	AXE 318	Gauge—fuel	1		
21	AXE 313	Tachometer	1		
	AXE 314	Tachometer	1		
22	AXE 315	Speedometer	1		
	AXE 316	Speedometer	1		
23	AXE 322	Gauge—oil pressure	1		
	AXE 323	Gauge—oil pressure	1		
24	AXE 324	Ammeter	1		
	AXE 325	Ammeter	1		
25	AXE 320	Gauge—temperature	1		
	AXE 321	Gauge—temperature	1		
26	AXE 306	Transmitter—thermal	1		
	AXE 307	Transmitter—thermal	1		
27	AXE 118	Switch—heated back-light	1		
28	AXE 116	Lighter—cigar	1		
29	AXE 25	Holder—bulb	11		
30	AXE 102	Bulb—12V, 3W	12		
31	AXE 29	Panel—switch	1		
32	AXE 267	Switch—lights	1		
33	AXE 268	Switch—wiper	1		
34	AXE 269	Switch—panel light	1		
35	AXE 271	Switch—windscreen washer	1		
36	AXE 319	Body—warning light	1		



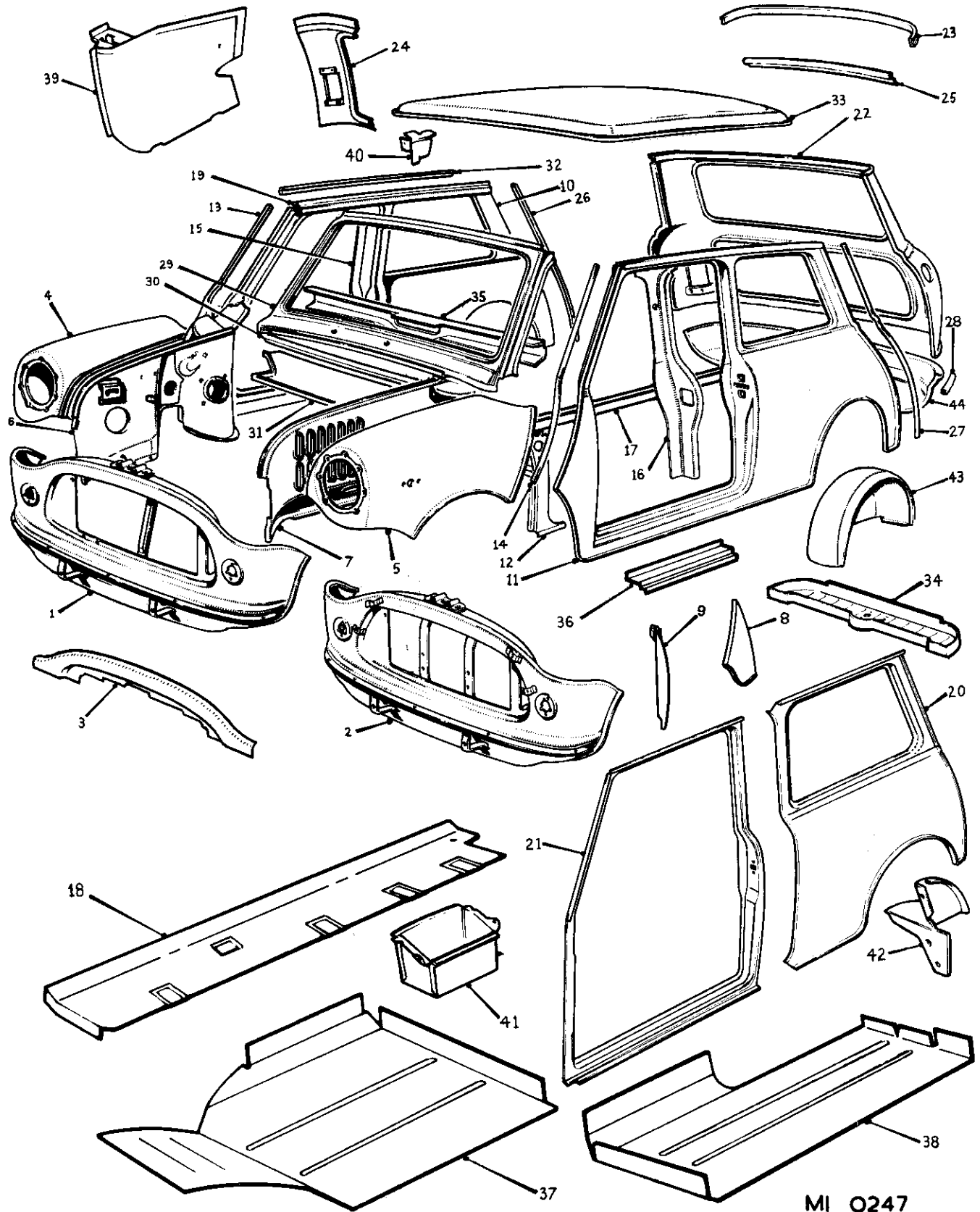
SERVICE PARTS LIST

AKD 5230

III. No.	Part No.	DESCRIPTION	Qty.	Change Point	REMARKS
ROAD WHEELS					
1	21A 881	Wheel—road	5] 1000, 1001 & Minimatic
2	AXE 503	Fixing—spare wheel	1		
3	88G 337	Cover—hub	4		
	AXE 514	Cover—hub	4] 1001
4	AXE 206	Wheel—road	5		
5	AXE 207	Trim—wheel	5] 1300
6	AXE 208	Bolt—spare wheel	1		
7	AXE 333	Nut—spare wheel	1		

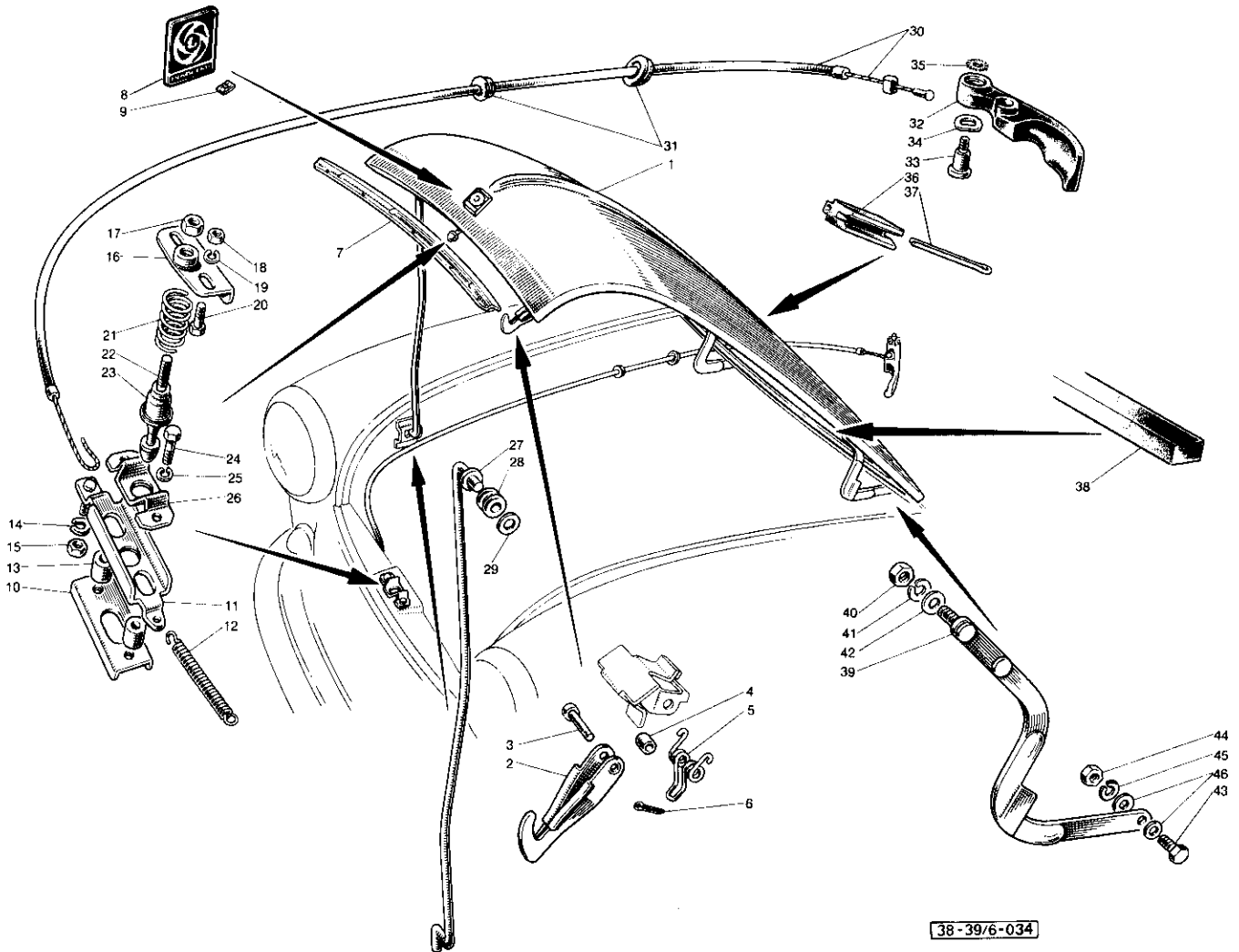


Ill. No.	Part No.	DESCRIPTION	Qty.	Change Point	REMARKS
SUB FRAME AND ENGINE MOUNTINGS					
1	AXE 160	Stud—sub-frame tower to bulkhead	4		
		cross-member	2		
2	21A 2341	Pad—pressure	4		
3	NH 605041	Nut	4		
4	LWZ 405	Washer	4		
5	PWZ 205	Washer—plain	4		
6	21A 2570	Sub-frame—front	1		1000, 1001 & 1300
	21A 1816	Sub-frame—front	1		Minimatic
7	2A 4292	Packing—front end	4		
8	21A 1220	Eyebolt—towing	2		
9	FNZ 506	Nut	2		
10	LWZ 206	Washer—spring	2		
11	WA 110061	Washer—plain	2		
12	HZS 0508	Bolt	4		
13	WA 108051	Washer—plain	4		
14	PWZ 205	Washer—plain	4		
15	WL 600051	Washer—spring	4		
16	NH 605041	Nut	4		
17	21A 2163	SUB-FRAME ASSEMBLY—REAR	1		
18	21A 195	Bracket—outer—radius arm—RH	1		
18	21A 197	Bracket—outer—radius arm—LH	1		
19	HZS 0506	Screw	2		
20	WL 600051	Washer—spring	2		
21	WA 108051	Washer—plain	2		
22	HZS 0506	Screw	6		
23	WL 600051	Washer—spring	6		
24	WA 108051	Washer—plain	6		
25	2A 5819	Trunnion—support pin	2		
26	2A 5815	Pin—front support	2		
27	2A 5818	Bush—support pin (rubber)	4		
28	LNZ 207	Nut	2		
29	PWZ 107	Washer—plain	2		
30	HZS 0508	Screw—support pin	2		
31	HZS 0518	Screw—support pin	2		
32	WL 600051	Washer—spring	2		
33	2A 5819	Trunnion—support pin	2		
34	2A 5818	Bush—support pin (rubber)	4		
35	LNZ 207	Nut	2		
36	PWZ 207	Washer—plain	2		
37	HBZ 0510	Screw—support pin	2		
38	HBZ 0520	Screw—support pin	2		
39	WA 108051	Washer—plain	4		
	LNZ 205	Nut	4		

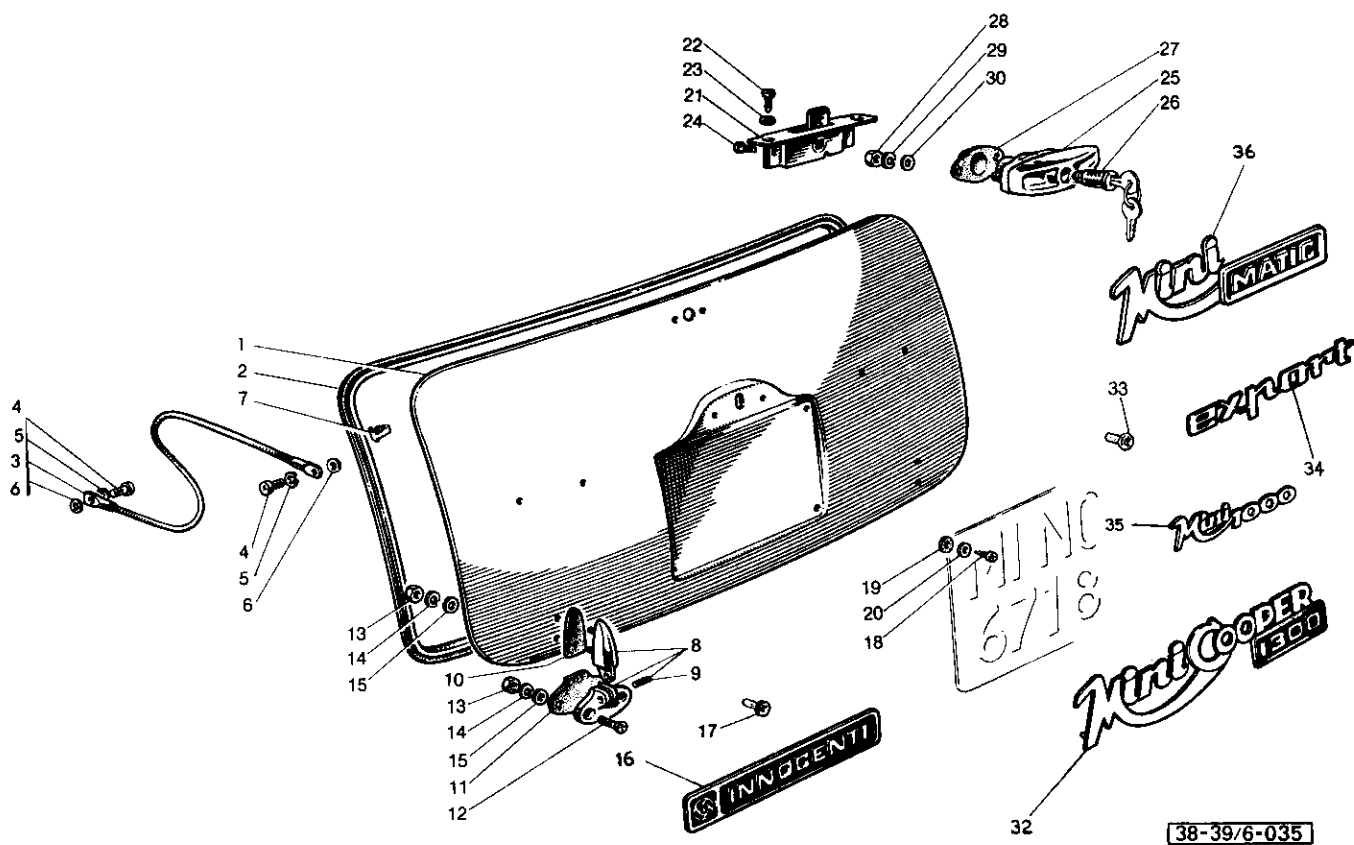


MI O247

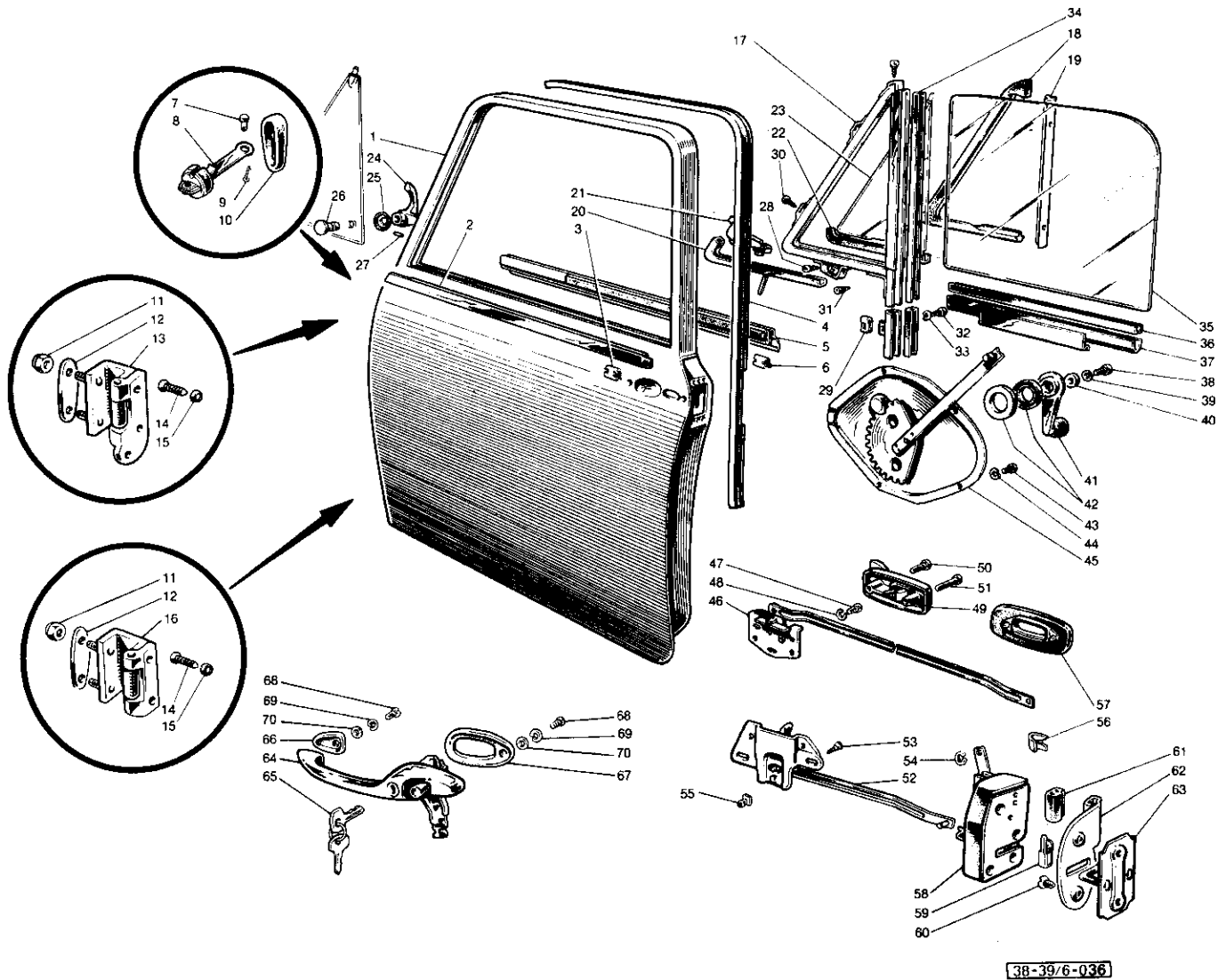
Ill. No.	Part No.	DESCRIPTION	Qty.	Change Point	REMARKS
BODY AND GRILLE PANELS					
1	AXE 612	Panel—assembly—grille	1		1000, 1001 and Minimatic 1300
2	AXE 46	Panel—assembly—grille	1		
3	CZH 3059	Platform—locking—bonnet	1		
4	14A 6476	Wing—front—RH	1		
5	14A 6477	Wing—front—LH	1		
6	CZH 460	Panel—assembly—valance—RH	1		
	CZH 3064	Panel—valance—front—RH	1		
7	ALA 6475	Panel—assembly—valance—LH	1		
	CZH 3065	Panel—valance—front—LH	1		
8	ALA 5661	Panel—scuttle—LH	1		
	ALA 5662	Panel—scuttle—RH	1		
9	ALA 6473	Stiffener assembly—front pillar—LH	1		
	ALA 6472	Stiffener assembly—front pillar—RH	1		
10	CZH 430	Side assembly—RH	1		
11	CZH 431	Side assembly—LH	1		
12	AXE 260	Longitudinal sill—LH	1		
	AXE 261	Longitudinal sill—RH	1		
13	AXE 48	Finisher—front—RH	1		
14	AXE 47	Finisher—front—LH	1		
15	CZH 255	Pillar—centre—RH	1		
16	CZH 256	Pillar—centre—LH	1		
17	14A 9534	Panel—sill—RH	1		
	14A 9535	Panel—sill—LH	1		
18	BHM 4	Panel—sill—inner—LH	1		
	BHM 3	Panel—sill—inner—RH	1		
	ALA 5785	Cantrail—side—LH	1		
19	ALA 5784	Cantrail—side—RH	1		
20	ALA 5667	Panel—tonneau—LH	1		
	ALA 5666	Panel—tonneau—RH	1		
21	CZH 123	Aperture—door—LH	1		
	CZH 122	Aperture—door—RH	1		
22	ALA 6417	Panel assembly—rear	1		
23	14A 6596	Cantrail—rear	1		
24	CZH 3061	Panel—rear quarter—LH	1		
	CZH 3060	Panel—rear quarter—RH	1		
25	CZH 3058	Panel—centre—rear quarter	1		
26	14A 6783	Finisher—rear—RH	1		
27	14A 6784	Finisher—rear—LH	1		
28	14A 6795	Finisher—rear panel	1		
29	CZH 446	Panel assembly—windscreen	1		
30	14A 6675	Panel—fascia	1		
31	CZH 231	Panel—front parcel tray	1		
32	14A 8462	Shedder—drip—moulding—RH	1		
	14A 8463	Shedder—drip—moulding—LH	1		
33	14A 5503	Panel—roof	1		
34	14A 6459	Panel—rear parcel shelf	1		
35	CZH 318	Moulding—parcel shelf—front	1		
36	BHM 13	Panel—door stop	1		
	BHM 10	Part front floor—LH	1		
37	BHM 9	Part front floor—RH	1		
	BHM 12	Part rear floor—LH	1		
38	BHM 11	Part rear floor—RH	1		
39	ALA 5673	Box—companion—LH	1		
	ALA 5672	Box—companion—RH	1		
40	14A 8337	Bracket—jack location—LH	1		
	14A 8336	Bracket—jack location—RH	1		
41	14A 6499	Box—battery	1		
42	ALA 5529	Rear—filler plate—rear—LH	1		
	ALA 5528	Rear—filler plate—rear—RH	1		
43	14A 9559	Panel—rear wheelarch—LH	1		
	14A 9558	Panel—rear wheelarch—RH	1		
44	14A 5497	Panel—rear—lower	1		



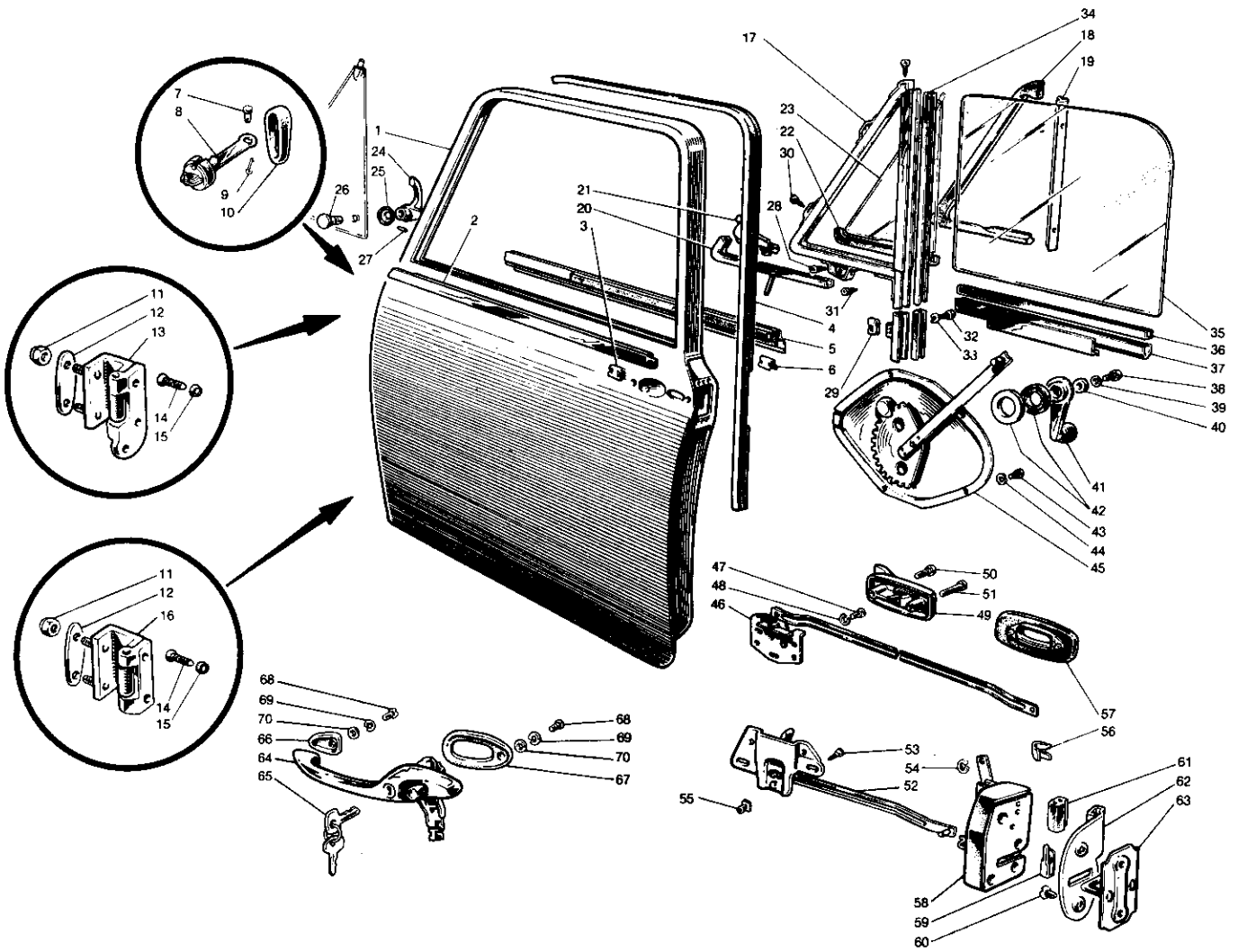
Ill. No.	Part No.	DESCRIPTION	Qty.	Change Point	REMARKS
BONNET AND FITTINGS					
1	AXE 162	PANEL ASSEMBLY--BONNET	1		
2	4B 8644	Hook--catch	1		
3	CLZ 0315	Pin	1		
4	4B 8168	Piece--distance	1		
5	14A 6838	Spring--hook	1		
6	NSP	Pin--split	1		
7	AXE 161	Bracket--support	1		
8	AXE 329	Motif	1		
9	13H 217	Nut--Spire	1		
10	ADH 456	Support--slider	1		
11	AXE 163	Slider	1		
12	4G 2494	Spring--tension	1		
13	ADA 464	Piece--distance	2		
14	WL 600041	Washer--spring	1		
15	NH 604041	Nut	1		
16	ADH 4869	Plate--retaining	1		
17	FNZ 206	Nut	1		
18	NH 604041	Nut	1		
19	WE 600041	Washer--shakeproof	2		
20	HZS 0405	Screw	2		
21	14B 2846	Spring	1		
22	14A 6586	Pin	1		
23	ADA 458	Thimble--bonnet lock	1		
24	HZS 0407	Screw	2		
25	WE 600041	Washer--shakeproof	2		
26	ADA 463	Plate--guide	1		
27	24A 857	Prop--bonnet	1		
28	AXE 328	Washer	1		
29	PWZ 104	Washer--plain	1		
30	AXE 165	Cable--bonnet release	1		
31	AXE 613	Grommet	2		
32	AXE 38	Handle--release	1		
33	AXE 39	Screw	1		
34	AXE 40	Washer	1		
35	WE 600041	Washer--shakeproof	1		
36	2H 9215	Stop (rubber)	1		
37	NSP	Pin--split	1		
38	14A 9010	Seal--bonnet	1		
39	AXE 4	Hinge--LH	1		
39	14A 7246	Hinge--RH	1		
40	NH 604041	Nut--hinge	4		
41	WL 600041	Washer--spring	4		
42	PWZ 104	Washer--plain	4		
43	SH 604061	Screw	2		
44	NH 604041	Nut	2		
45	LWN 204	Washer--spring	2		
46	PWZ 204	Washer--plain	4		
	AXE 524	Washer--plain	1		
	AXE 525	Washer--plain	1		
	AXE 526	Nut	1		1001



III. No.	Part No.	DESCRIPTION	Qty.	Change Point	REMARKS
BOOT LID AND BADGE					
1	AXE 171	Panel—boot lid	1		
2	14A 6584	Rubber—sealing	1		
3	14A 6740	Cable	2		
4	AXE 127	Screw	4		
5	WL 700101	Washer—spring	4		
6	WA 702101	Washer—plain	4		
7	14A 6585	Clip	26		
8	14A 6588	Hinge—LH	1		
8	14A 6587	Hinge—RH	1		
9	AXE 614	Pin—hinge	2		
10	24A 2175	Washer—male hinge	2		
11	24A 2176	Washer—female hinge	2		
12	RMZ 0410	Screw	4		
13	NH 604041	Nut	8		
14	WL 600041	Washer—spring	8		
15	WA 106041	Washer—plain	8		
16	AXE 172	Motif—'INNOCENTI'	1		
17	13H 217	Blind fix	2		
18	PTZ 1004	Screw	4		
19	NSP	Washer	4		
20	WA 702101	Washer—plain	4		
21	14A 5696	Lock	1		
22	PTZ 1004	Screw	2		
23	WE 702101	Washer—spring	2		
24	AXE 127	Screw	2		
25	CZH 1725	HANDLE—BOOT	1		
26	27H 9634	Lock assembly	1		
27	CZH 1747	Seal—handle	1		
28	FNZ 103	Nut	2		
29	WL 700101	Washer—spring	2		
30	PWZ 203	Washer—plain	2		
32	AXE 72	Badge—'Mini Cooper 1300'	1		
33	13H 217	Blind fix	2		
34	AXE 331	Badge—export	1		
33	13H 217	Blind fix	2		
36	AXE 527	Badge—'Minimatic'	1		
35	AXE 528	Badge—'Mini 1000'	1		




III. No.	Part No.	DESCRIPTION	Qty.	Change Point	REMARKS
DOORS AND FITTINGS					
1	AXE 167	Door assembly—front—LH	1		
1	AXE 166	Door assembly—front—RH	1		
		ALA 5681 Panel—door—outer—LH	1		
		ALA 5680 Panel—door—outer—RH	1		
2	AXE 228	Finisher—waist—outer—LH	1		
2	AXE 229	Finisher—waist—outer—RH	1		
3	AXE 335	Clip—finisher	10		
4	AXE 295	Seal—door—LH	1		
4	AXE 296	Seal—door—RH	1		
5	AXE 225	Finisher—waist—inner—LH	1		
5	AXE 226	Finisher—waist—inner—RH	1		
6	14A 6797	Clip—finisher	10		
7	CLZ 0408	Pin—clevis	2		
9	NSP	Pin—split	2		
8	ADA 5671	Arm—door check	2		
10	AXE 170	Seal—check arm	2		
11	LNN 204	Nut	8		
12	ALA 6381	Washer—hinge	4		
13	CZH 203	Hinge—upper—LH	1		
13	CZH 202	Hinge—upper—RH	1		
14	CMN 0412	Screw	10		
15	WL 600041	Washer—spring	10		
16	CZH 212	Hinge—lower	2		
	AXE 216	VENTILATOR ASSEMBLY—LH DOOR	1		
	AXE 217	VENTILATOR ASSEMBLY—RH DOOR	1		
17	AXE 529	Ventilator—LH	1		
17	AXE 530	Ventilator—RH	1		
18	AXE 531	Frame—LH	1		
18	AXE 532	Frame—RH	1		
19	AXE 533	Pillar—frame—LH	1		
19	AXE 534	Pillar—frame—RH	1		
	AXE 535	Channel—deflector—LH	1		
	AXE 536	Channel—deflector—RH	1		
20	AXE 537	Channel—LH	1		
20	AXE 538	Channel—RH	1		
21	AXE 539	Deflector—LH	1		
21	AXE 540	Deflector—RH	1		
22	AXE 541	Channel—glass	2		
23	AXE 542	Glass—LH	1		
23	AXE 543	Glass—RH	1		
24	AXE 239	Catch—LH	1		
24	AXE 240	Catch—RH	1		
25	AXE 297	Washer	2		
26	NSP	Pin	2		
27	AXE 218	Pin	2		
28	PJZ 603	Screw	2		
29	PFS 312	Nut	2		
30	AXE 615	Screw	6		
31	NSP	Screw	2		
32	NSP	Screw	2		
33	WL 600041	Washer—spring	2		
34	AXE 294	Channel—glass—side	2		
35	AXE 241	Glass	2		
36	AXE 242	Channel—glass—lower	2		
37	AXE 227	Channel	2		
38	PMP 0308	Screw	2		
39	LWZ 303	Washer—spring	2		
40	CZA 7194	Seal	2		




38-39/6-036

Ill. No.	Part No.	DESCRIPTION	Qty.	Change Points	REMARKS
DOORS AND FITTINGS—continued					
41	AXE 220	Handle—regulator	2		
42	AXE 221	Escutcheon	2		
43	SE 604031	Screw	8		
44	WL 600041	Washer—spring	8		
45	AXE 232	Regulator—LH	1		
45	AXE 233	Regulator—RH	1		
46	AXE 354	Control—remote—LH	1		
46	AXE 355	Control—remote—RH	1		
47	PMZ 0307	Screw	6		
48	WL 700101	Washer—spring	6		
49	AXE 169	Handle—interior—LH	1		
49	AXE 168	Handle—interior—RH	1		
50	AXE 544	Screw	2		
51	AXE 545	Screw	2		
52	CZH 617	Control—lock—LH	1		
52	CZH 616	Control—lock—RH	1		
53	PTZ 803	Screw	4		
54	CZA 2509	Clip—spring	4		
55	CZH 619	Nut (nylon)	4		
56	AXE 332	Clip	2		
57	AXE 356	Bezel—lock	2		
58	CZH 613	Lock—LH	1		
58	CZH 612	Lock—RH	1		
59	CZD 1350	Clip	2		
60	CMZ 0410	Screw	4		
61	CZD 1351	Seal—plate—rubber	2		
62	CZD 1185	Plate—striker—LH	1		
62	CZD 1184	Plate—striker—RH	1		
63	CZH 627	Striker—lock	2		
64	18G 8900	HANDLE ASSEMBLY—DOOR—LH	1		
64	18H 8899	HANDLE ASSEMBLY—DOOR—RH	1		
65	17H 2475	Key	2		
66	CZH 1729	Washer—seating—small	1		
67	ALA 5795	Washer—seating—large	1		
68	PMZ 0307	Screw	4		
69	WL 700101	Washer—spring	4		
70	WA 702101	Washer—plain	4		
	ZCT 0410	Screw	8		

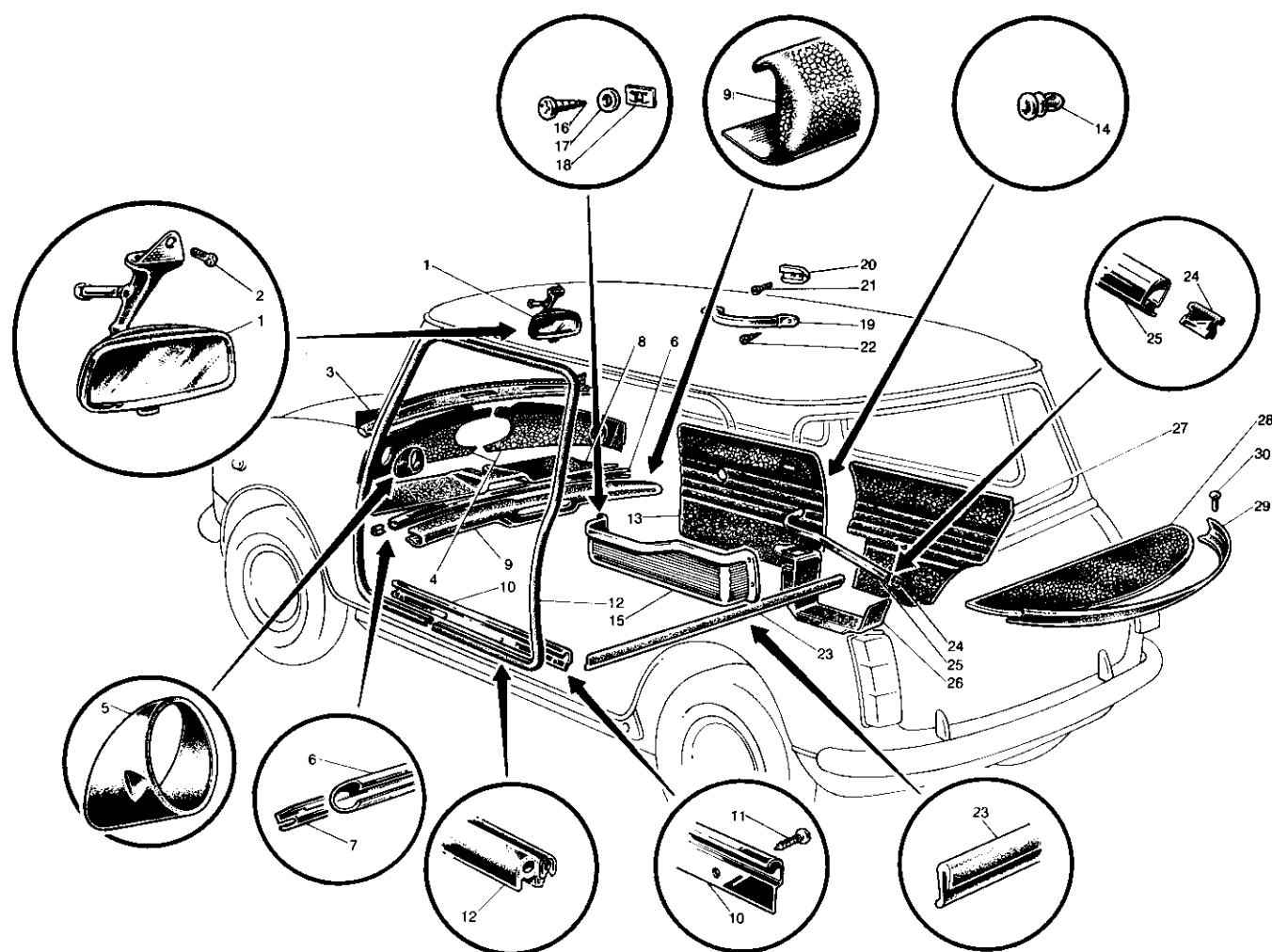


38-39/6-037

Ill. No.	Part No.	DESCRIPTION	Qty. q	Change Point	REMARKS
WINDSCREEN AND WINDOWS					
1	AXE 211	GLASS—HEATED BACKLIGHT	1		1300
	AXE 546	Glass—backlight	1		1000, 1001 & Minimatic
2	AXE 237	Strip—filler—backlight	1		
3	AXE 238	Weatherstrip—backlight	1		
4	AXE 212	QUARTER-LIGHT ASSEMBLY—REAR—LH	1		
4	AXE 213	QUARTER-LIGHT ASSEMBLY—REAR—RH	1		
5	AXE 223	Rubber—glazing—LH	1		
5	AXE 224	Rubber—glazing—RH	1		
6	AXE 219	Glass	2		
7	AXE 231	Weatherstrip	2		
8	AXE 222	Hinge—quarter-light	2		
9	AXE 230	Screw	8		
10	AXE 214	Fastener—LH	1		
10	AXE 215	Fastener—RH	1		
11	RTP 604	Screw	6		
12	AC 606043	Screw	10		
13	AXE 234	Weatherstrip	2		
14	AXE 235	Glass—windscreen	1		
15	AXE 236	Strip—filler—windscreen	1		
16	14A 8746	Weatherstrip—windscreen	1		

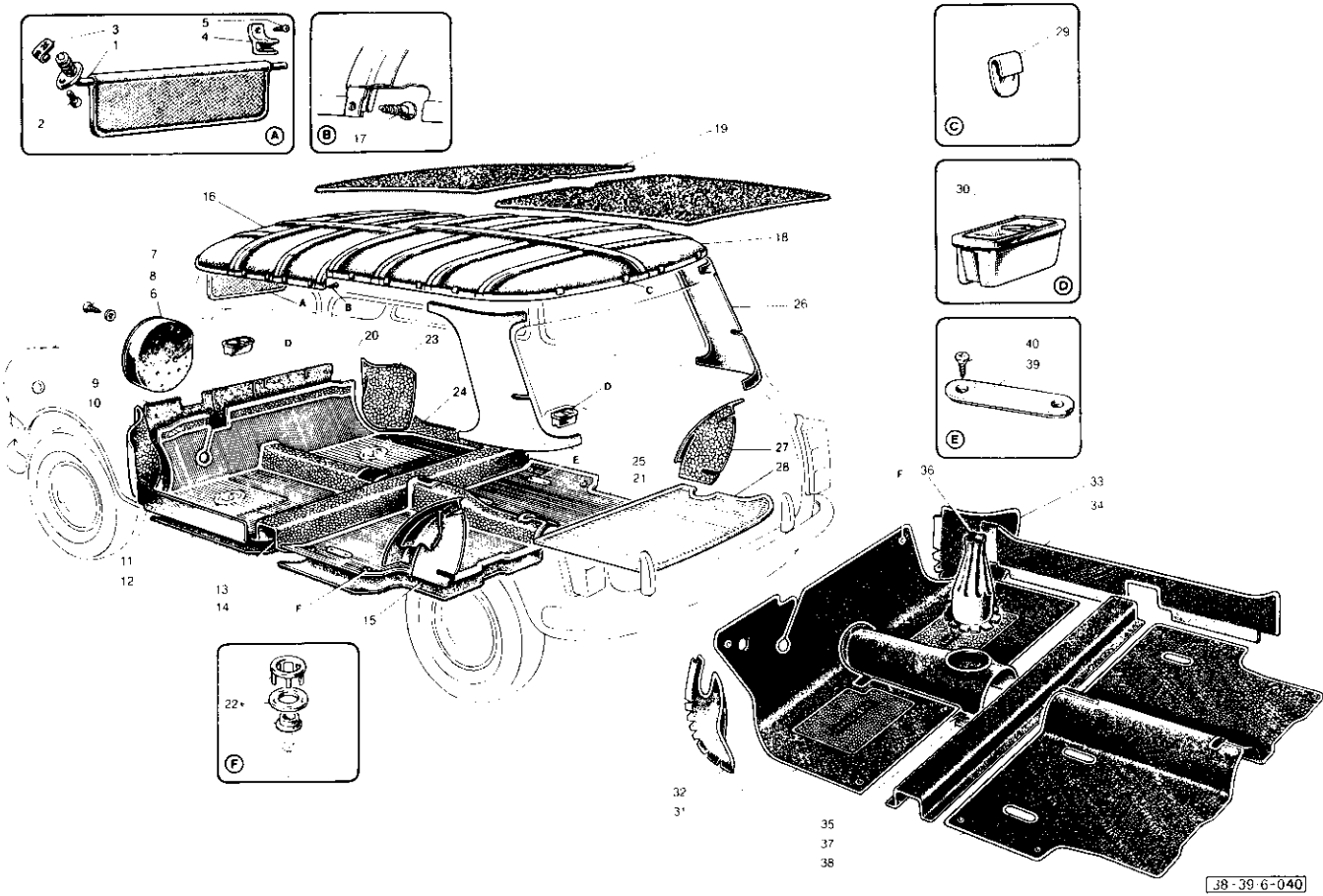


Ill. No.	Part No.	DESCRIPTION	Qty.	Change Point	REMARKS
BUMPERS, GRILLE AND FINISHERS					
5	AXE 42	Bar—bumper	2		
6	PWZ 204	Washer—plain	10		
7	WL 600041	Washer—spring	10		
8	NH 604041	Nut	10		
9	PMZ 0207	Screw	4		
10	WL 700061	Washer—spring	4		
11	CNZ 102	Nut	4		
12	PWZ 102	Washer—plain	8		
33	AXE 547	Badge—'Minimatic'	1		
13	AXE 548	Badge—'Mini 1000'	1		
34	AXE 1764	Badge—'Mini 1001'	1		
16	13H 217	Nut—Spire	8		
	AXE 549	Plate—badge	2		
17	AXE 387	Finisher	2		
18	DXR 0408	Rivet	14		
19	AXE 381	Surround—door—upper—LH	1		1300
19	AXE 382	Surround—door—upper—RH	1		
20	DAP 0823	Rivet	6		
21	AXE 74	Grille—radiator	1		
22	AXE 762	Screw—grille	7		
23	AXE 763	Washer—screw	7		
1	AXE 550	Grille—radiator	1		1000, 1001 & Minimatic
2	AXE 551	Screws—securing—grille	12		
3	WA 704061	Washer—plain	12		
4	AXE 119	Surround—dash—grille	1		
14	AXE 110	Finisher—radiator	1		
15	AXE 465	Finisher—radiator	1		
24	AXE 72	Badge—'Mini Cooper 1300'	1		
25	AXE 158	Finisher—radiator	1		
26	AXE 159	Finisher—radiator	1		
27	13H 217	Nut—Spire	8		1300
28	AXE 157	Surround—grille—upper	1		
29	24A 2708	Finisher—grille—upper	1		
30	24A 2709	Finisher—grille—side	2		
31	PTZ 603	Screw	5		
32	AXE 385	Badge—export	2		

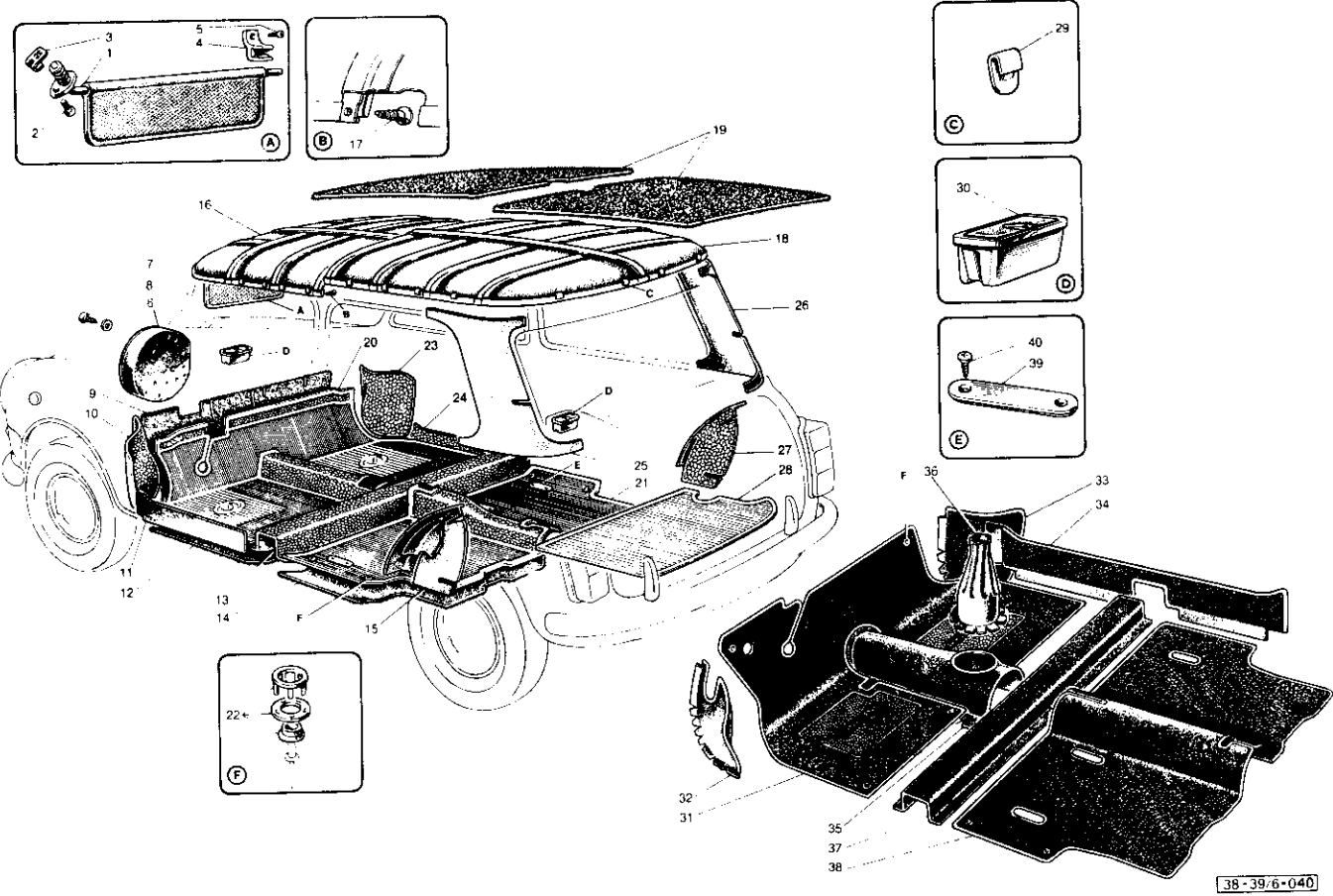


38-39/6-039

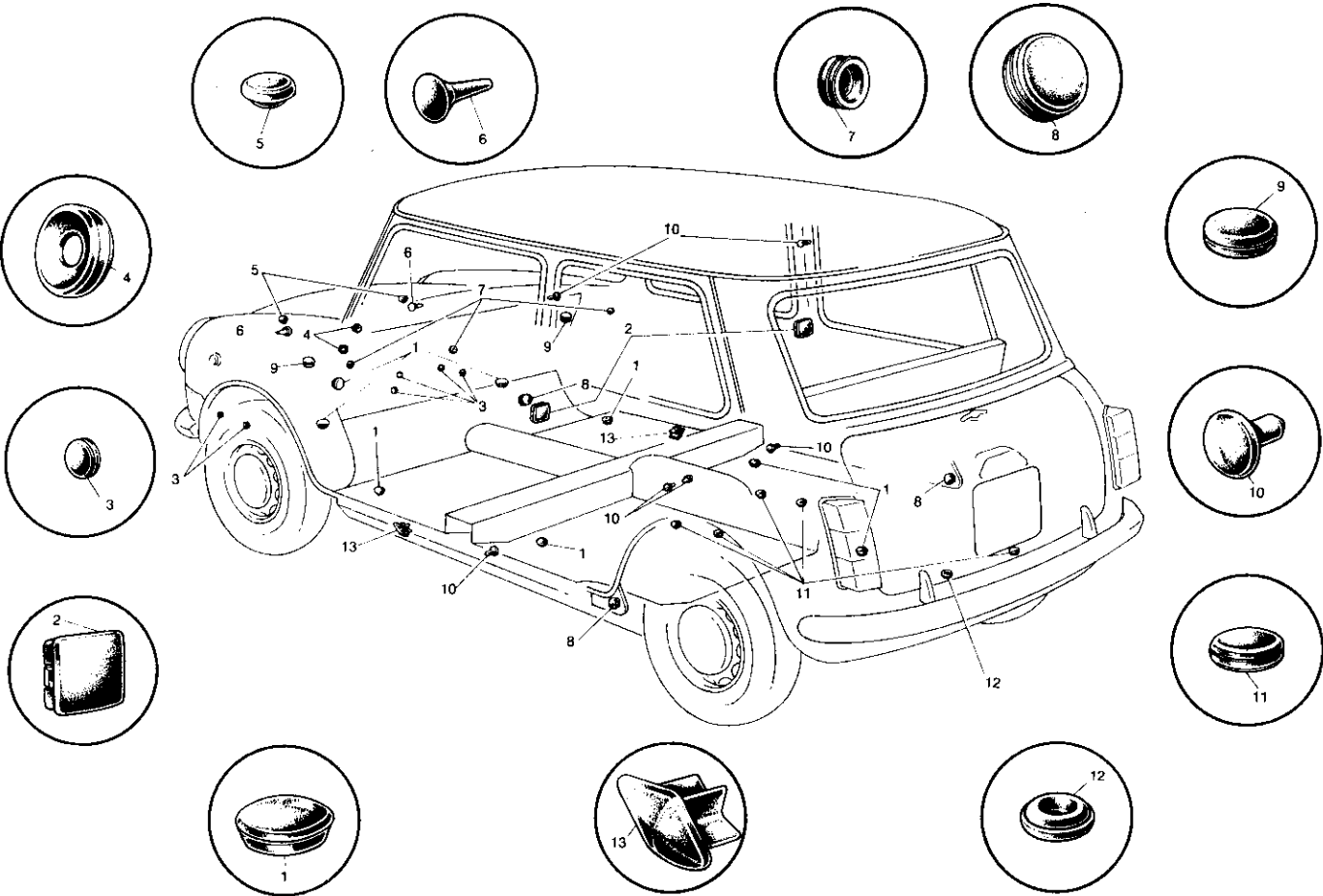
Ill. No.	Part No.	DESCRIPTION	Qty.	Change Point	REMARKS
TRIM LINERS AND MIRRORS					
1	AXE 357	Mirror—interior	1		
2	RMZ 0308	Screw	3		
3	AXE 400	Panel—fascia—upper	1		
4	AXE 552	Finisher—dash panel—LH	1] 1000, 1001 & Minimatic
	AXE 553	Finisher—dash panel—RH	1		
5	CZH 659	Binnacle—face vent—LH	1		
	CZH 658	Binnacle—face vent—RH	1		
6	14A 8009	Rail—parcel shelf	1		
7	14A 8010	Clip	8		
8	AXE 372	Tray—parcel	1		
9	ALA 6621	Pad—crash	1		
10	AXE 399	Strip—kicking	2		
11	AB 606041	Screw	8		
12	AXE 330	Seal—door	2		
13	AXE 373	Liner—door—RH	1] Black
	AXE 374	Liner—door—LH	1		
	AXE 376	Liner—door—LH	1		
	AXE 375	Liner—door—RH	1		
14	AXE 394	Fastener	6		
	AXE 554	Pocket—door—RH	1] 1000 & 1001
	AXE 555	Pocket—door—LH	1		
	AXE 390	Pocket—door—LH	1		
15	AXE 391	Pocket—door—RH	1		
	AXE 392	Pocket—door—LH	1] 1300 & Minimatic
	AXE 393	Pocket—door—RH	1		
16	AXE 395	Screw	14		
17	AXE 396	Washer—plain	14		
18	PFS 310	Nut—Spire	2		
19	AXE 252	Strap—hold	1		
20	AXE 257	Finisher—strap—RH	1		
	AXE 258	Finisher—strap—LH	1		
21	PTZ 1005	Screw	2		
22	RTP 1005	Screw	2		
23	AXE 383	Finisher	1		
24	AXE 335	Clip	10		
25	AXE 397	Finisher—companion box—RH	1		
	AXE 398	Finisher—companion box—LH	1		
26	AXE 363	Liner—companion box—RH	1] Black
	AXE 362	Liner—companion box—LH	1		
	AXE 365	Liner—companion box—RH	1] Beige
	AXE 364	Liner—companion box—LH	1		
27	AXE 369	Liner—rear quarter—RH	1] Black
	AXE 368	Liner—rear quarter—LH	1		
	AXE 371	Liner—rear quarter—RH	1] Beige
	AXE 370	Liner—rear quarter—LH	1		
28	AXE 366	Shelf—rear—parcel—Black	1		
	AXE 367	Shelf—rear parcel—Beige	1		
29	AXE 384	Finisher—parcel—shelf	1		
30	DAP 0835	Rivet	2		



Ill. No.	Part No.	DESCRIPTION	Qty.	Change Point	REMARKS
CARPETS AND FELTS					
1	AXE 250	Visor—sun—LH	1		
1	AXE 251	Visor—sun—RH	1		
2	AB 610053	Screw	2		
3	PFS 510	Nut—spire	2		
4	AXE 256	Retainer—sun visor	2		
5	RTZ 603	Screw	2		
6	AXE 22	Excluder—draught	1		1300
6	AXE 556	Excluder—draught	1		1000, 1001 & Minimatic
7	AB 608051	Screw	4		
8	PWZ 203	Washer—plain	4		
9	AXE 13	Underfelt—bulkhead	1		
12	AXE 11	Underfelt—front carpet	1		
14	AXE 12	Underfelt—rear carpet	1		
15	AXE 377	Cover—rear wheel arch—LH	1		Black
27	AXE 378	Cover—rear wheel arch—RH	1		
15	AXE 379	Cover—rear wheel arch—LH	1		Beige
27	AXE 380	Cover—rear wheel arch—RH	1		
16	AXE 360	Lining—roof—front	1		1300
16	AXE 560	Lining—roof—front	1		1000, 1001 & Minimatic
17	RTP 604	Screw	2		
18	AXE 361	Lining—roof—rear	1		1300
18	AXE 561	Lining—roof—rear	1		1000, 1001 & Minimatic
19	AXE 15	FELT—ROOF	2		
22	AXE 9	Fastener	10		
25	AXE 388	Liner—rear quarter—upper—LH	1		1300
26	AXE 389	Liner—rear quarter—upper—RH	1		
25	AXE 568	Liner—rear quarter—upper—LH	1		1000, 1001 & Minimatic
26	AXE 569	Liner—rear quarter—upper—RH	1		
11	AXE 558	Cover—rail—inner side—LH	1		
24	AXE 578	Cover—rail—inner side—RH	1		
28	AXE 10	Mat—boot	1		
29	AXE 386	Clip	32		
30	AXE 255	Ashtray	3		
31	AXE 6	Carpet—front—Black	1		1300
31	AXE 403	Carpet—front—Beige	1		
20	AXE 566	Carpet—front—Beige	1		1000, 1001 & Minimatic
20	AXE 562	Carpet—front—Black	1		
20	AXE 570	Carpet—front—Beige	1		Minimatic
20	AXE 571	Carpet—front—Smoke Grey	1		
32	AXE 20	Carpet—front wheel arch—LH	1		Black
33	AXE 21	Carpet—front wheel arch—RH	1		
32	AXE 404	Carpet—front wheel arch—LH	1		Beige
33	AXE 405	Carpet—front wheel arch—RH	1		
10	AXE 564	Carpet—front wheel arch—LH	1		Beige
23	AXE 577	Carpet—front wheel arch—RH	1		
10	AXE 557	Carpet—front wheel arch—LH	1		Black
23	AXE 576	Carpet—front wheel arch—RH	1		
10	AXE 574	Carpet—front wheel arch—LH	1		Smoke Grey
23	AXE 573	Carpet—front wheel arch—RH	1		
10	AXE 580	Carpet—rear wheel arch—LH	1		Minimatic
23	AXE 579	Carpet—rear wheel arch—RH	1		
34	AXE 19	Carpet—sill—RH	1		Black
34	AXE 18	Carpet—sill—LH	1		
34	AXE 406	Carpet—sill—RH	1		Beige
34	AXE 407	Carpet—sill—LH	1		

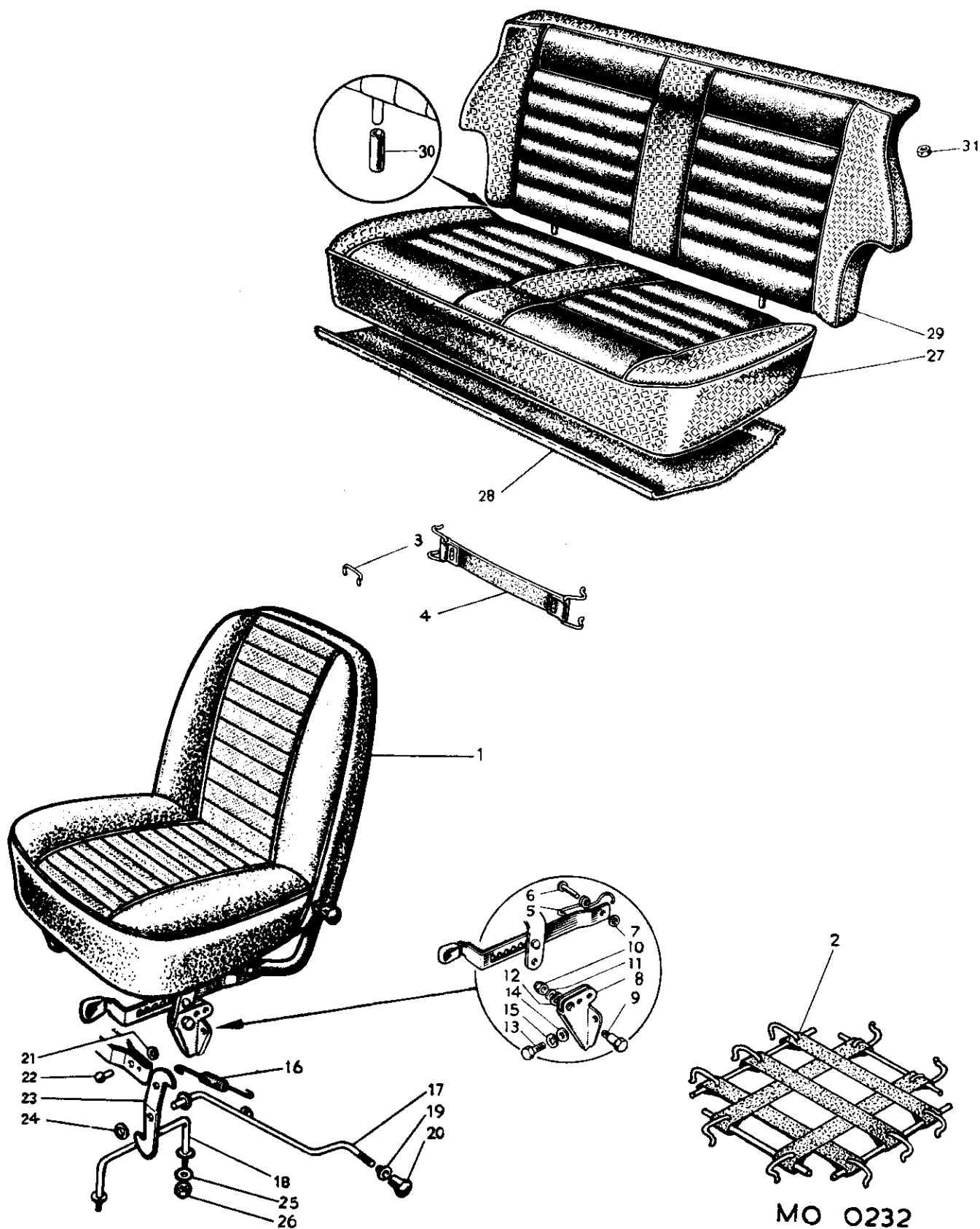


Ill. No.	Part No.	DESCRIPTION	Qty.	Change Point	REMARKS
CARPETS AND FELTS—continued					
35	AXE 7	CARPET—TUNNEL—BLACK	1		
35	AXE 409	CARPET—TUNNEL—BEIGE	1		
36	AXE 8	Gaiter—gear lever	1		
37	AXE 17	Carpet—cross-member—Black	1] 1300
37	AXE 408	Carpet—cross-member—Beige	1		
37	AXE 565	Carpet—cross-member—Beige	1] 1000, 1001 & Minimatic
37	AXE 559	Carpet—cross-member—Black	1		
37	AXE 575	Carpet—cross-member—Smoke Grey	1		Minimatic
21	AXE 563	Carpet—rear—Black	1] 1000, 1001 & Minimatic
21	AXE 567	Carpet—rear—Beige	1		
21	AXE 572	Carpet—rear—Smoke Grey	1		Minimatic
38	AXE 5	Carpet—rear—Black	1		Italy only
38	AXE 259	Carpet—rear—Black	1		France, Switzer- land and Benelux countries
38	AXE 401	Carpet—rear] Beige	1		Italy
38	AXE 402	Carpet—rear]	1		France, Switzer- land and Benelux countries
39	AXE 16	Plate	4		
40	AC 608061	Screw	8		

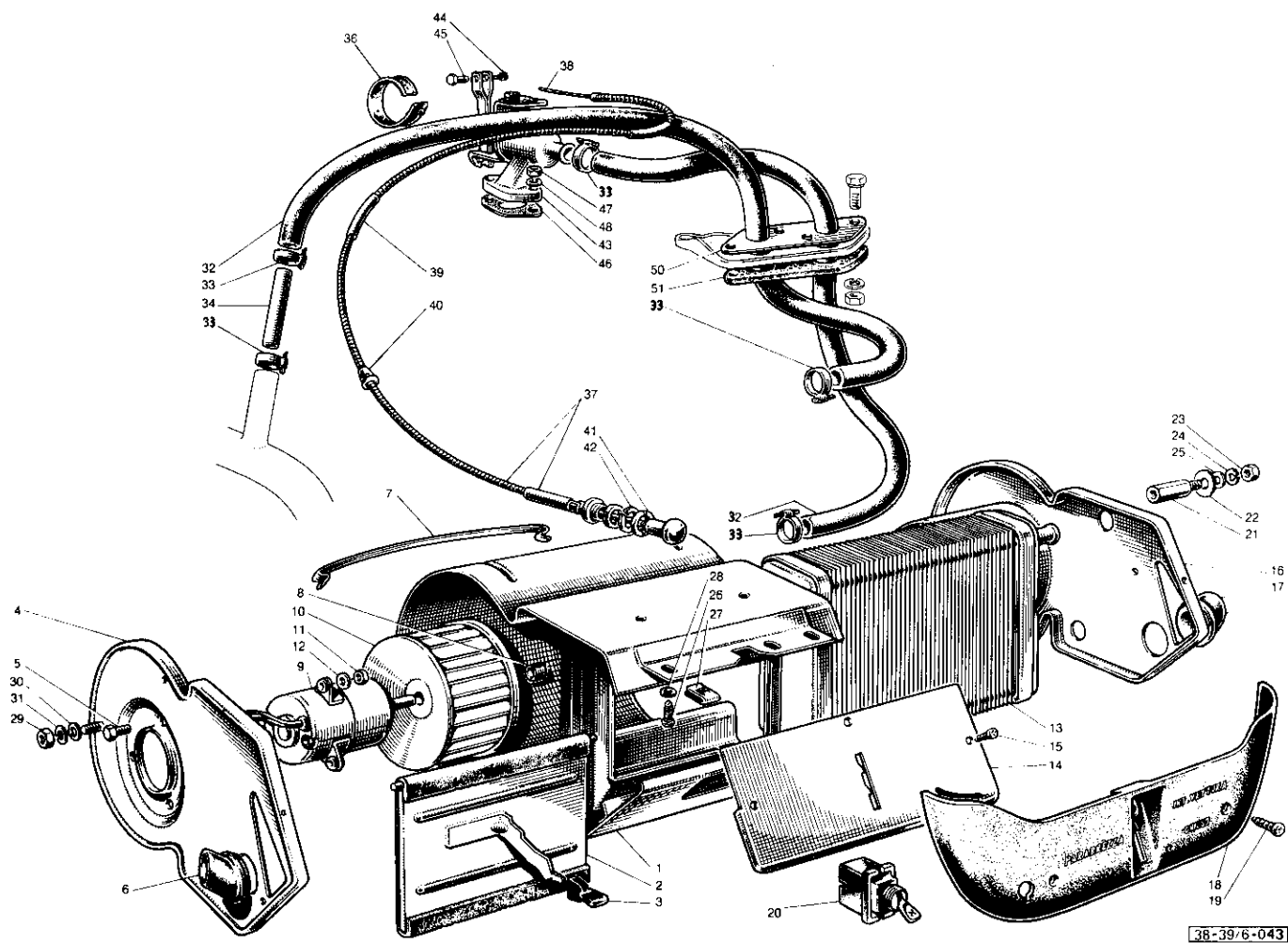


38-39/6-041

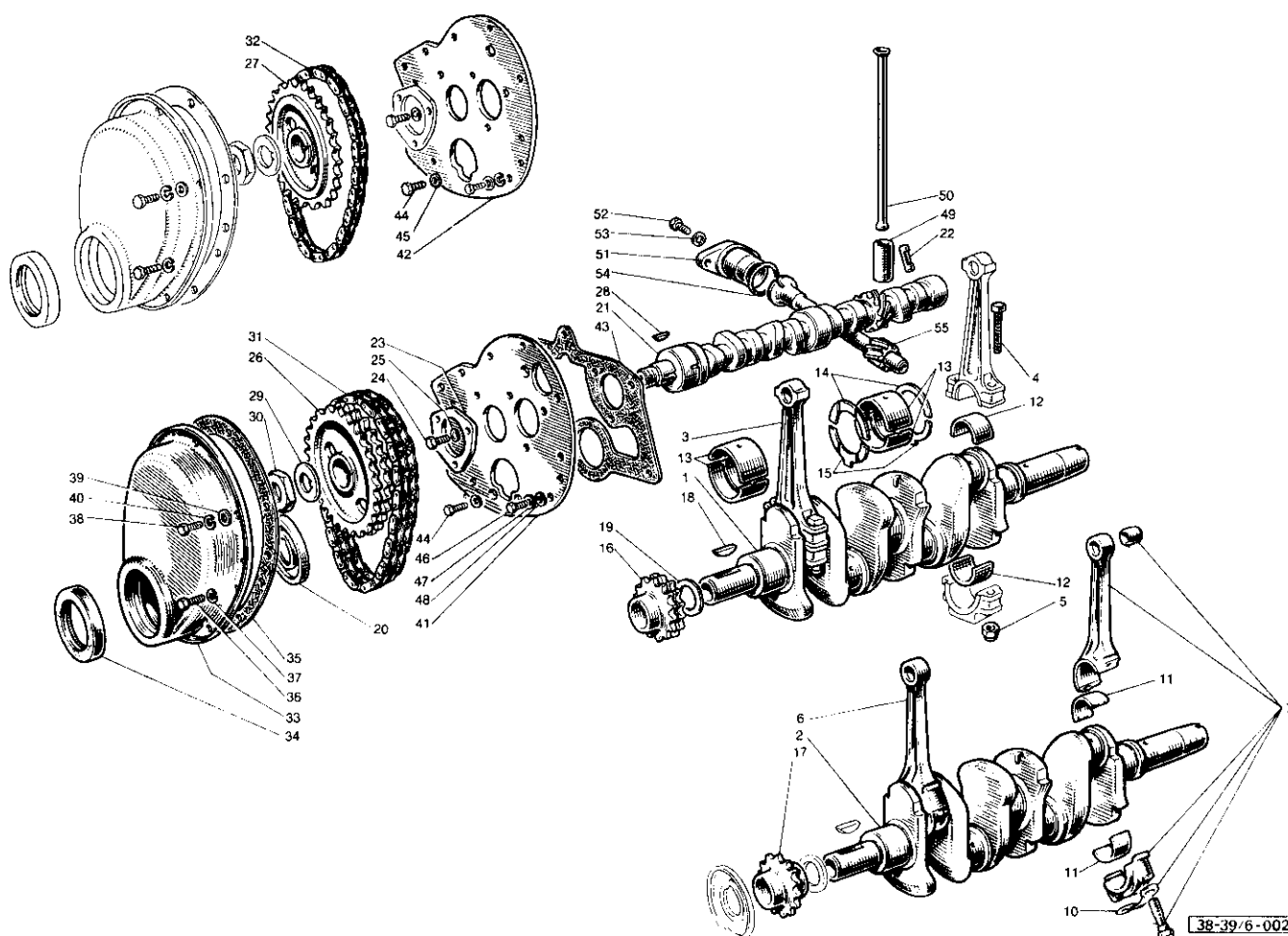
III. No.	Part No.	DESCRIPTION	Qty.	Change Point	REMARKS
BLANKING PLUGS					
1	14A 7081	Plug—rear floor	6		
2	CZH 628	Plug—pillar	2		
3	2H 7274	Plug	8		
4	RFN 306	Grommet—bulkhead	3		
5	14G 6856	Plug	2		
6	AXE 135	Plug	2		
7	RFN 208	Grommet	3		
8	14A 7091	Plug	3		
9	RFR 220	Plug	2		
10	AXE 136	Plug	6		
11	14A 7090	Grommet	5		
12	14A 7033	Grommet	1		
13	ACA 5328	Plug	2		



Ill. No.	Part No.	DESCRIPTION	Qty.	Change Points	REMARKS
SEATS					
1	AXE 338	SEAT ASSEMBLY-LH	1] 1300] France, Switzerland and Benelux countries
1	AXE 337	SEAT ASSEMBLY-RH	1		
1	AXE 340	SEAT ASSEMBLY-LH	1		
1	AXE 339	SEAT ASSEMBLY-RH	1		
1	AXE 581	SEAT ASSEMBLY-LH	1] Minimatic] France, Belgium and Holland
1	AXE 582	SEAT ASSEMBLY-RH	1		
1	AXE 583	SEAT ASSEMBLY-LH	1		
1	AXE 584	SEAT ASSEMBLY-RH	1		
1	AXE 586	SEAT ASSEMBLY-LH	1] BLACK
1	AXE 588	SEAT ASSEMBLY-RH	1		
1	AXE 585	SEAT ASSEMBLY-LH	1		
1	AXE 587	SEAT ASSEMBLY-RH	1		
2	CZH 3508	Strapping-seat	2		
3	AXE 203	Clip	20		
4	AXE 120	Strap-support	8		
4	AXE 600	Strap-support	8		1000, 1001 & Minimatic
5	24A 1046	Spring	2		
6	24A 1047	Rivet	2		
7	AXE 204	Washer	2		
8	24A 1495	Bracket	4		
9	AXE 205	Screw	4		
10	LNZ 104	Nut	4		
11	PWZ 204	Washer-plain	4		
12	WL 600041	Washer-spring	4		
13	HZS 0405	Screw	8		
14	WA 106041	Washer-plain	8		
15	WE 600041	Washer-spring	8		
16	AXE 671	Spring	2		
17	AXE 672	Rod-adjusting bar-lockdown-LH	1		
17	AXE 760	Rod-adjusting bar-lockdown-RH	1		
18	CZH 797	Bar-retaining	2		
19	CZH 2730	Grommet	2		
20	CZH 2729	Knob	2		
21	AXE 675	Washer-plain	2		
22	AXE 676	Pin-clevis	2		
23	AXE 677	Hook-retainer-LH	1		
23	AXE 761	Hook-retainer-RH	1		
24	AXE 678	Washer-plain	2		
25	AXE 680	Washer-spring	4		
26	AXE 681	Nut	4		
27	AXE 123	Cushion-rear-Black	1] 1300
27	AXE 341	Cushion-rear-Beige	1		
27	AXE 592	Cushion-rear-Black	1] 1000 & Minimatic
27	AXE 593	Cushion-rear-Beige	1		
27	AXE 594	Cushion-rear-Black	1] 1001
27	AXE 595	Cushion-rear-Beige	1		
28	AXE 14	Felt-rear cushion	1		
29	AXE 121	Squab-rear-Black	1] 1300
29	AXE 342	Squab-rear-Beige	1		
29	AXE 596	Squab-rear-Black	1] 1000 & Minimatic
29	AXE 597	Squab-rear-Beige	1		
29	AXE 598	Squab-rear-Black	1] 1001
29	AXE 599	Squab-rear-Beige	1		
30	AXE 616	Sleeve	2		
31	AXE 107	Nut	2		

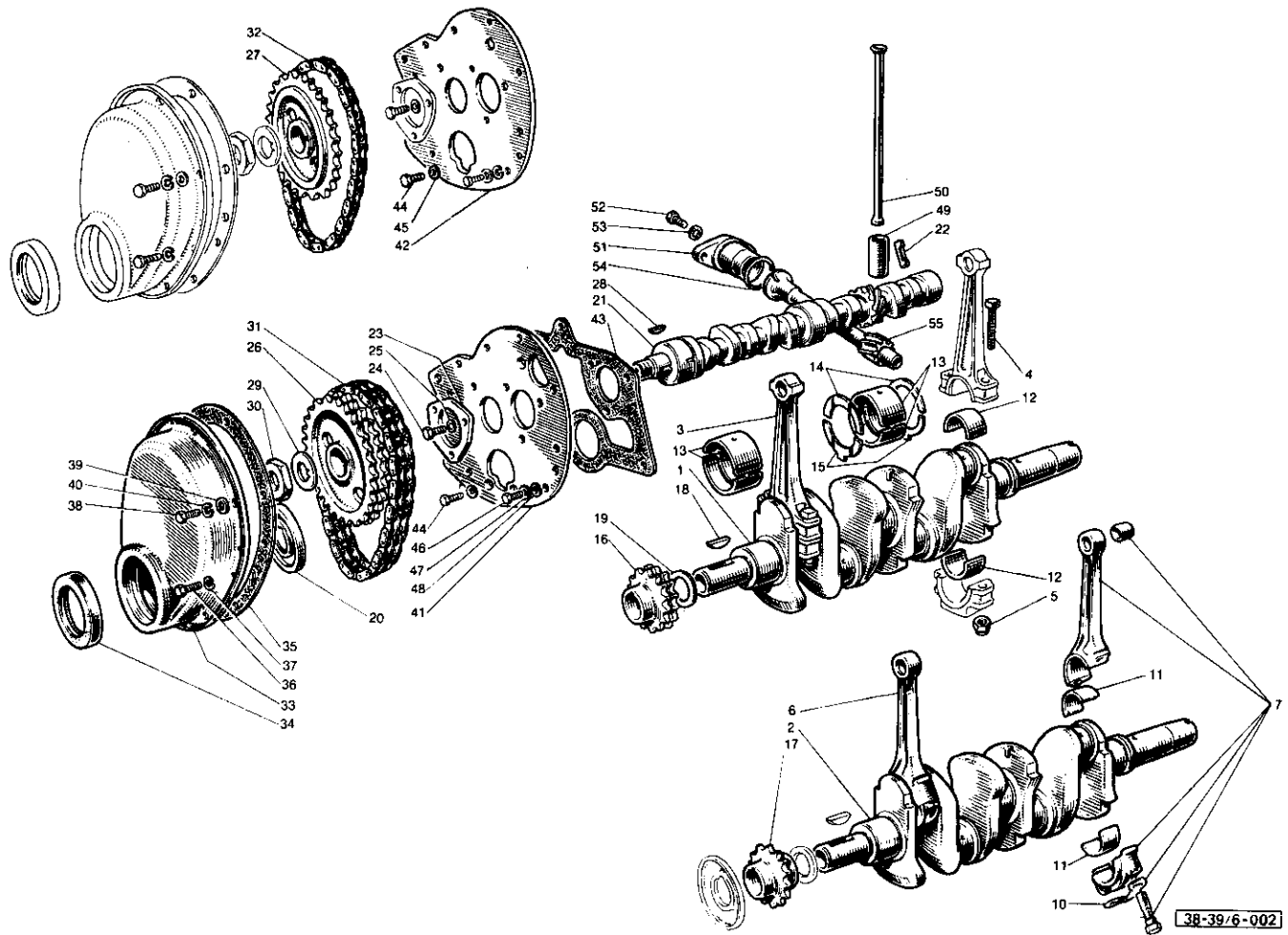


III. No.	Part No.	DESCRIPTION	Qty.	Change Point	REMARKS
HEATER					
	AXE 176	HEATER ASSEMBLY	1		
1	AXE 177	Panel—lower	1		
2	AXE 178	Panel—control	1		
3	AXE 188	Knob	1		
4	AXE 73	Panel—LH	1		
5	AXE 617	Screw—motor	3		
6	AXE 189	Connection—hose	1		
7	AXE 192	Retainer—panel	5		
8	AXE 191	Bush	1		
9	AXE 175	Motor	1		
10	AXE 190	Rotor	1		
11	AXE 105	Nut—screw	3		
12	AXE 618	Washer—plain	3		
13	AXE 179	Radiator	1		
14	AXE 195	Panel—front	1		
15	AXE 619	Screw	2		
16	AXE 174	Panel—RH	1		
17	AXE 189	Connection—hose	1		
18	AXE 194	Cover—front	1		1300
18	AXE 601	Cover—front	1		1000, 1001 & Minimatic
19	AB 610041	Screw—cover	3		
20	AXE 270	Switch—fan	1		
21	AXE 193	Extension—nut	1		
22	PWZ 204	Washer—plain—large	1		
23	AXE 620	Nut	2		
24	AXE 621	Washer—spring	1		
25	AXE 622	Washer—plain	1		
26	AB 610041	Screw	2		
27	PFS 310	Nut—screw	2		
28	PWZ 203	Washer—plain	2		
29	AXE 620	Nut	1		
31	AXE 621	Washer—spring	1		
30	AXE 622	Washer—plain	2		
	AXE 602	Hose	1		1000, 1001 & Minimatic
32	GRH 1003M	Hose	A/R		Supplied in multiples of metres
33	GHC 0507	Clip—hose	5		
34	14A 7109	Tube—connection	1		
36	AXE 122	Strap	2		
	AXE 180	CABLE—ASSEMBLY	1		
37	AXE 623	Cable—outer	1		
38	AXE 624	Cable—inner	1		
39	AXE 625	Cover—cable	1		
40	AXE 626	Grommet	1		
41	AXE 627	Nut	1		
42	AXE 628	Washer	1		
43	AXE 181	Valve—water	1		
44	AXE 200	Screw—trunnion	1		
45	AXE 187	Trunnion	1		
46	88G 221	Gasket—valve	1		
47	FNN 104	Nut—valve	2		
48	LWN 304	Washer—spring	2		
50	AXE 629	Plate—hose	1		
51	ALA 6600	Gasket—plate	1		



III. No.	DESCRIPTION		Qty.	Change Point	REMARKS
ENGINE UNIT—continued					
2	8G 2733	Crankshaft	1		1000, 1001 & Mini-matic
1	12G 1817	Crankshaft	1		1300
6	12G 126	Rod connecting 1 and 3	2		1000, 1001 & Mini-matic
7	12G 123	Rod connecting 2 and 4	2		
3	12G 1506	ROD—CONNECTING	4		1300
10	2A 660	Lock washer	4		1000, 1001 & Mini-matic
4	12G 1300	Screw—connecting rod	8		1300
5	13H 5872	Nut	8		1000, 1001 & Mini-matic
11	8G 2198	Bearing—connecting rod	1		
	8G 2198 10	0.254mm U/S	A/R		
	8G 2198 20	0.508mm U/S	A/R		
	8G 2198 30	0.762mm U/S	A/R		
	8G 2198 40	1.016mm U/S	A/R		
12	8G 2553	Bearing—connecting rod	1		1300
	8G 2553 10	0.254mm U/S	A/R		
	8G 2553 20	0.508mm U/S	A/R		
	8G 2553 30	0.762mm U/S	A/R		
	8G 2553 40	1.016mm U/S	A/R		
13	8G 2332	Bearing—main	1		1000, 1001 & Mini-matic
	8G 2332 10	0.254mm U/S	A/R		
	8G 2332 20	0.508mm U/S	A/R		
	8G 2332 30	0.762mm U/S	A/R		
	8G 2332 40	1.016mm U/S	A/R		
13	8G 2391	Bearing—main	1		1300
	8G 2391 10	0.254mm U/S	A/R		
	8G 2391 20	0.508mm U/S	A/R		
	8G 2391 30	0.762mm U/S	A/R		
	8G 2391 40	1.016mm U/S	A/R		
14	8G 2422	Washer—thrust—upper	2		1000, 1001 & Mini-matic
	8G 2422 03	0.76mm O/S	A/R		
	8G 2422 30	0.762mm O/S	A/R		
14	AEG 159	Washer—thrust—upper	2		1300
	AEG 159 03	0.76mm O/S	A/R		
	AEG 159 30	0.762mm O/S	A/R		
15	8G 2423	Washer—thrust—lower	2		1000, 1001 & Mini-matic
	8G 2423 03	0.76mm O/S	A/R		
	8G 2423 30	0.762mm O/S	A/R		
15	AEG 160	Washer—thrust—lower	2		1300
	AEG 160 03	0.76mm O/S	A/R		
	AEG 160 30	0.762mm O/S	A/R		
17	8G 725	Gear—crankshaft	1		1000, 1001 & Mini-matic
16	AEA 695	Gear—crankshaft	1		1300
18	6K 836	Key—gear	1		
19	6K 628	Washer—packing	1		
20	12A 1148	Thrower—oil	1		
21	AEA 630	Camshaft	1		1000 & 1001
22	2A 299	Pin—driving oil—pump	1		1000 & 1001
	12A 1065	Camshaft	1		Minimatic
21	AEG 538	Camshaft	1		1300
23	2A 84	Plate—camshaft locating	1		
24	SH 604061	Screw	3		
25	LWN 404	Washer—spring	3		
27	2A 86	Gear—camshaft	1		1000, 1001 & Mini-matic
26	AEA 696	Gear—camshaft	1		1300
28	WKN 505	Key—gear	1		
29	2A 759	Washer—lock—tab	1		
30	6K 629	Nut	1		
32	3H 2127	Chain—timing	1		1000, 1001 & Mini-matic

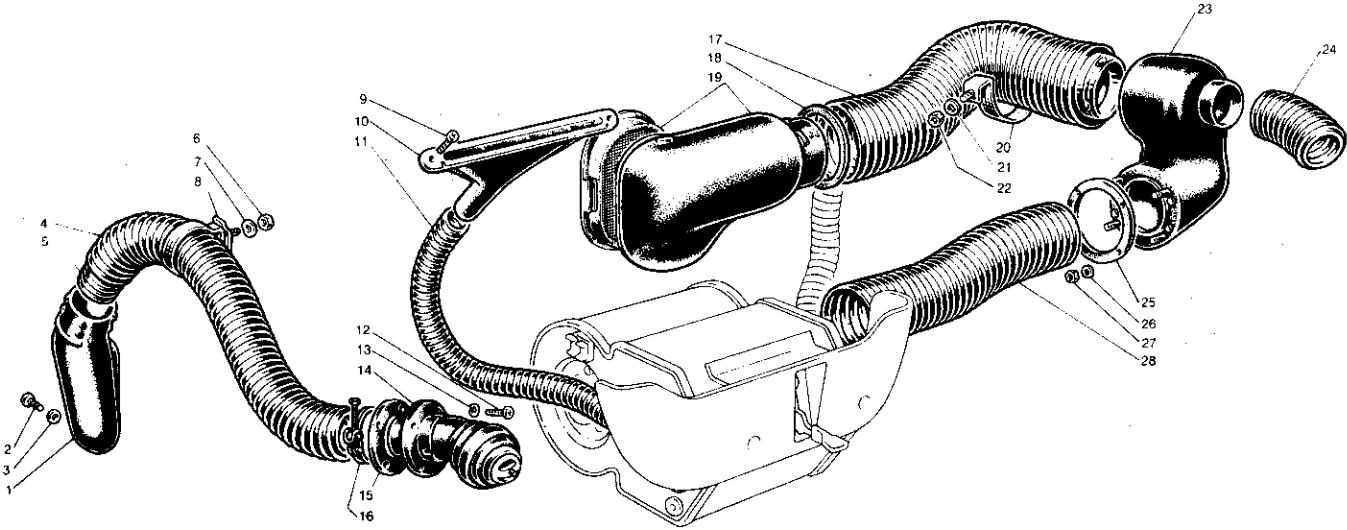
A/R As required O/S Oversize U/S Undersize



SERVICE PARTS LIST

AKD 5230

III. No.	Part No.	DESCRIPTION	Qty.	Change Point	REMARKS
ENGINE UNIT—continued					
31	2H 4905	Chain—timing	1		1300
33	12G 2506	Cover—timing—front	1		
34	88G 561	Seal—oil (rubber)	1		
35	12A 956	Gasket—timing cover	1		
36	HZS 0506	Screw—cover	4		
37	WL 600051	Washer	4		
38	HZS 0403	Screw—cover	6		
39	PWZ 104	Washer—plain	6		
40	LWN 204	Washer—spring	6		
42	2A 970	Plate—engine front mounting	1		1000, 1001 & Mini-matic
41	AEG 161	Plate—engine front mounting	1		
43	12G 619	Gasket—plate	1		1300
44	53K 2016	Screw—plate bearing cap	2		Minimatic 1300, 1000 & 1001
44	AEA 687	Screw—plate to bearing cap	2		
45	WF 600041	Washer—spring	2		
46	HZS 0506	Screw—plate to bearing cap	2		
47	LWZ 305	Washer—spring	2		
48	PWZ 105	Washer—plain	2		
49	2A 13	Tappet—standard	8		1000, 1001 & Mini-matic
	2A 1310	0.254mm O/S	A/R		
	2A 1320	0.508mm O/S	A/R		
49	AEG 584	Tappet—standard	8		1300
	AEG 584 10	0.254mm O/S	A/R		
	AEG 584 20	0.508mm O/S	A/R		
50	2A 14	Push-rod	8		1000, 1001 & Mini-matic 1300
50	AEG 314	Push-rod	8		
51	12A 1136	Housing—distributor.	1		
52	SH 604061	Screw—housing	1		
53	WF 600041	Washer—spring	1		
54	13H 2792	'O' ring (rubber)	1		
55	1G 2062	Spindle—distributor drive	1		



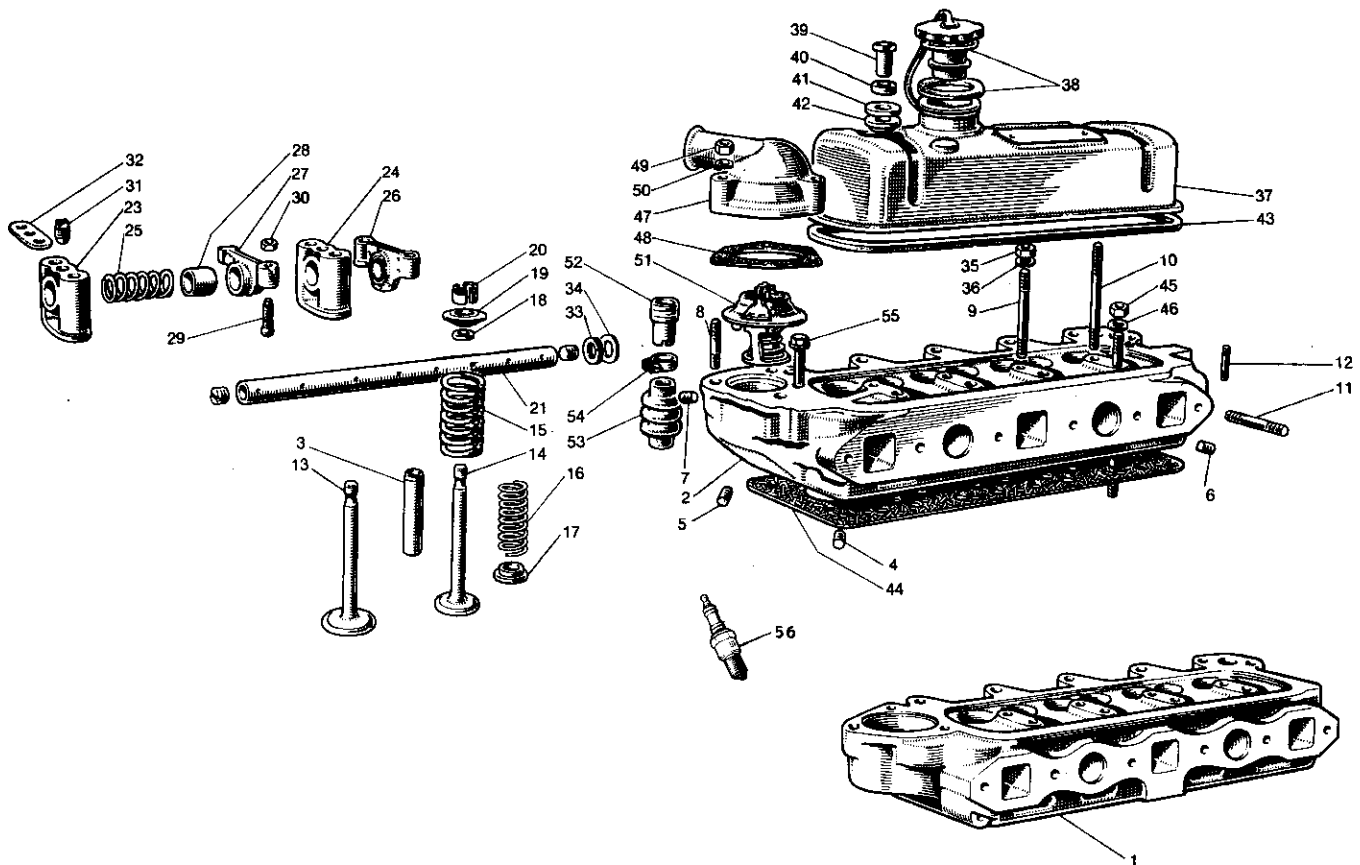
38-39/6-044

III. No.	Part No.	DESCRIPTION	Qty.	Change Point	REMARKS
VENTILATION					
1	CZH 1318	Nozzle—air intake—LH	1		
2	AB 608041	Screw—nozzle	3		
3	WA 702101	Washer—plain	3		
4	AXE 199	Hose—air intake	1		
5	AXE 185	Hose—inner	1		
6	FNZ 103	Nut—clip—hose	1		
7	WE 702101	Washer—spring	1		
8	AXE 630	Clip—hose	1		
9	AXE 336	Screw—demister	4		
10	AXE 32	Demister—LH	1		
	AXE 33	Demister—RH	1		
11	AXE 196	Hose—demister	2		
12	AXE 41	Screw	8		
13	WL 700101	Washer—spring	8		
14	AXE 30	Vent—LH	1] 1001 &] 1300] 1000 &] Minimatic
	AXE 31	Vent—RH	1		
14	AXE 603	Vent—LH	1		
	AXE 604	Vent—RH	1		
	CZH 659	Binnacle—face vent—LH	1		
	CZH 658	Binnacle—face vent—RH	1		
15	ALA 6292	Gasket—vent	2		
16	AXE 183	Clip—hose—LH	1		
17	AXE 197	Hose—flexible—RH	1		
18	CZH 694	Gasket—nozzle	1		
19	AXE 184	Nozzle—vent	1		
20	AXE 631	Clip—hose	1		
21	WE 702101	Washer—spring	1		
22	FNZ 103	Nut—clip	1		
23	AXE 182	Box—distribution	1		
24	CZH 700	Hose	1		
25	CZH 1717	Gasket—box	1		
26	WE 702101	Washer—spring	4		
27	FNZ 103	Nut	4		
28	AXE 198	Hose—flexible	1		

SERVICE PARTS LIST

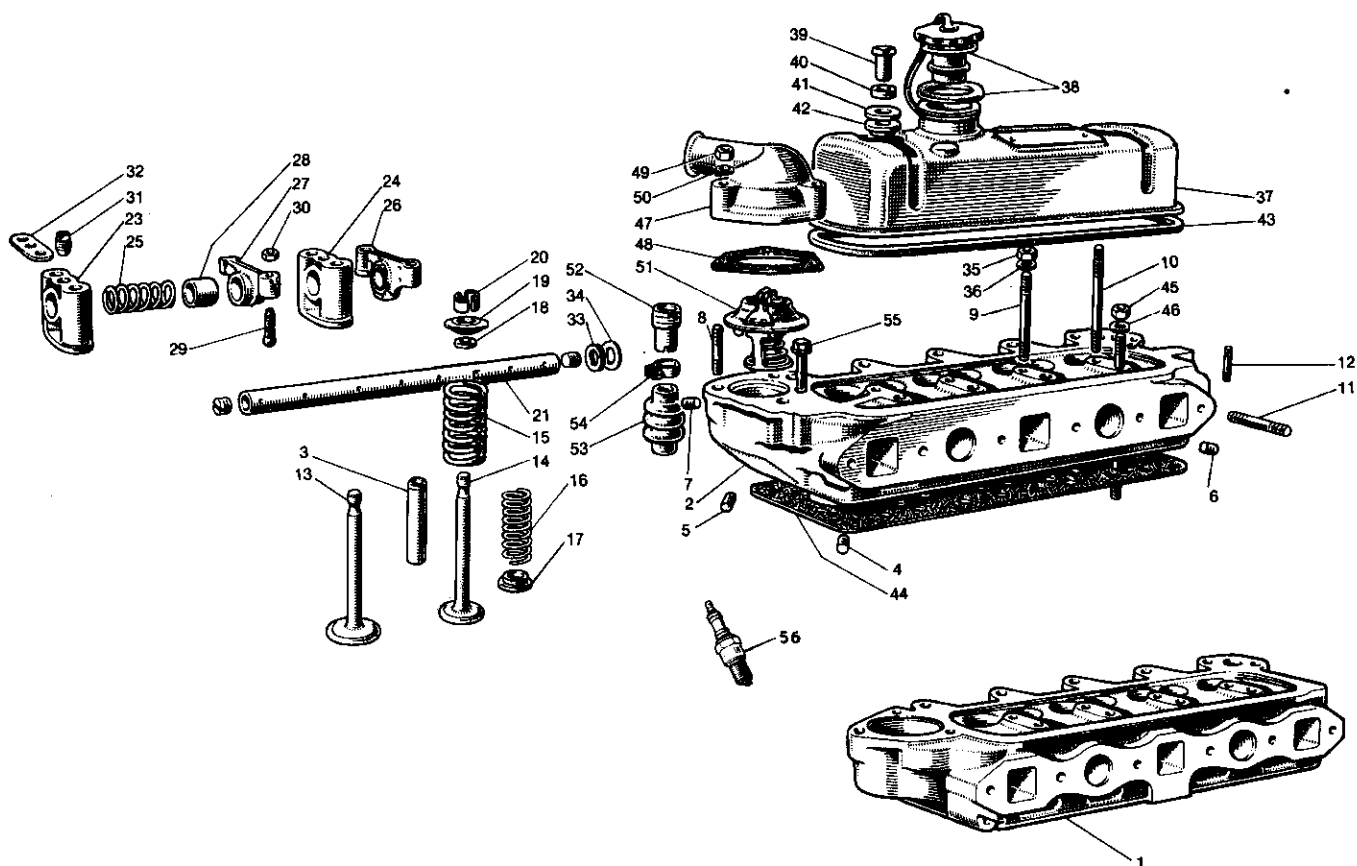
AKD 5230

III. No.	Part No.	DESCRIPTION	Qty.	Change Point	REMARKS
TOOLS					
1	AXE 425	Bag-tool	1		
2	AXE 429	Spanner— $\frac{5}{8}$ " x $\frac{9}{16}$ "	1		
3	AXE 430	Spanner— $\frac{1}{2}$ " x $\frac{7}{16}$ "	1		
4	2H 4614	Screwdriver	1		
5	AXE 427	Wheelbrace	1		
6	AXE 428	Spanner	1		
7	AXE 426	Jack—lifting	1		



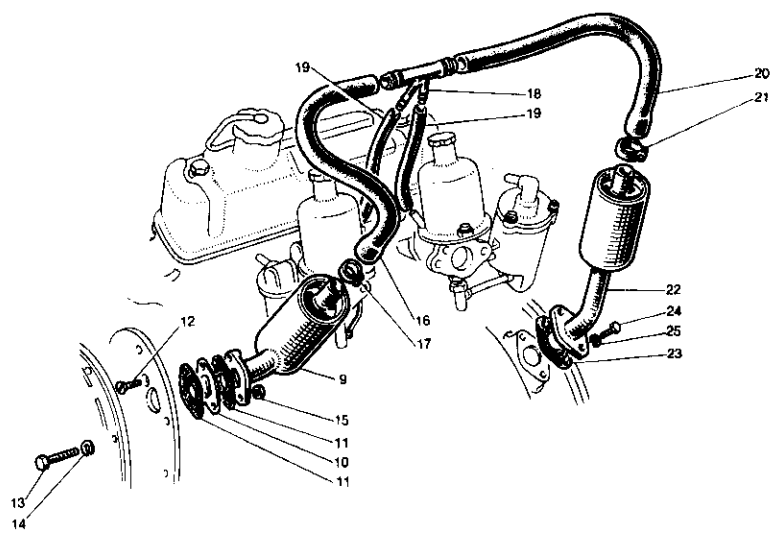
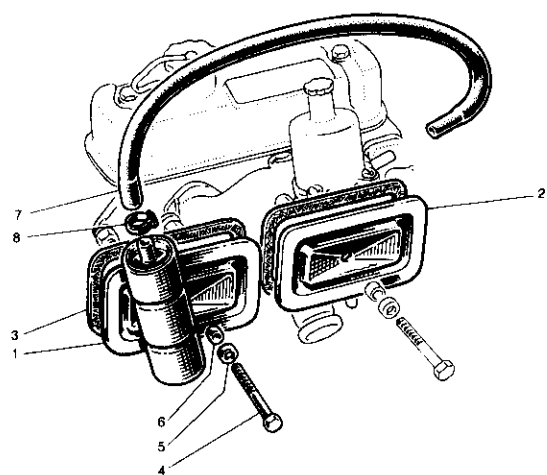
38-39.6-003

Ill. No.	Part No.	DESCRIPTION	Qty.	Change Point	REMARKS
ENGINE UNIT—continued					
1	28G 222	HEAD—CYLINDER	1		1000 & 1001
	12A 1459	HEAD—CYLINDER	1		Minimatic
2	12G 1805	HEAD—CYLINDER	1		1300
3	12A 186	Guide—inlet and exhaust valve	8] 1000 & 1001
	12A 0186 10	Guide—inlet and exhaust valve—0.254mm O/S	A/R		
	2A 608	Guide—inlet and exhaust valve	8] Minimatic
	2A 0608 10	Guide—inlet and exhaust valve—0.254mm O/S	A/R		
3	12G 1963	Guide—inlet and exhaust valve	8] 1300
	12G 1963 10	Guide—inlet and exhaust valve—0.254mm O/S	A/R		
4	2K 1345	Plug—oil hole	1] 1300
5	12G 2092	Plug—water hole	3		
6	AEA 771	Plug—water and dowel hole	2		
7	12G 3503	Plug—cleaning hole	2		
8	CHS 2515	Stud—thermostat housing	3		
9	51K 1473	Stud—rocker bracket (short)	2		1000, 1001 & Mini-matic
9	CHS 0522	Stud—rocker bracket (short)	2		1300
10	51K 885	Stud—rocker bracket (long)	2		
11	53K 487	Stud—inlet and exhaust manifold	6		
12	53K 402	Stud—cover plate	2		
13	12G 3034	Valve—inlet	4		1000 & 1001
13	12A 1986	Valve—inlet	4		Minimatic
13	AEA 592	Valve—inlet	4		1300
14	AEA 434	Valve—exhaust	4		1000 & 1001
14	12A 1987	Valve—exhaust	4		Minimatic
14	12G 1322	Valve—exhaust	4		1300
15	AEA 311	Spring—valve—outer	8		1000, 1001 & Mini-matic
15	AEA 767	Spring—valve—outer	8		1300
16	AEA 401	Spring—valve—inner	8		1000, 1001 & Mini-matic
16	12G 1137	Spring—valve—inner	8		1300
17	88G 616	Cup—valve spring	8		1000, 1001 & Mini-matic
17	AEA 403	Cup—valve spring	8		1300, 1000 & 1001
18	AEA 327	Seal—oil—inlet valve	4] 1300
19	88G 617	Cup—valve spring	8		
20	88G 459	Cotter—valve	16		
21	12A 1950	Shaft—valve rocker	1		
23	12G 1927	Bracket—rocker shaft—tapped	1		
24	12G 1926	Bracket—rocker shaft—oil hole	3		
25	6K 556	Spring—rocker spacer	3		
26	2A 964	Rocker—valve (bushed)	8		1000, 1001 & Mini-matic



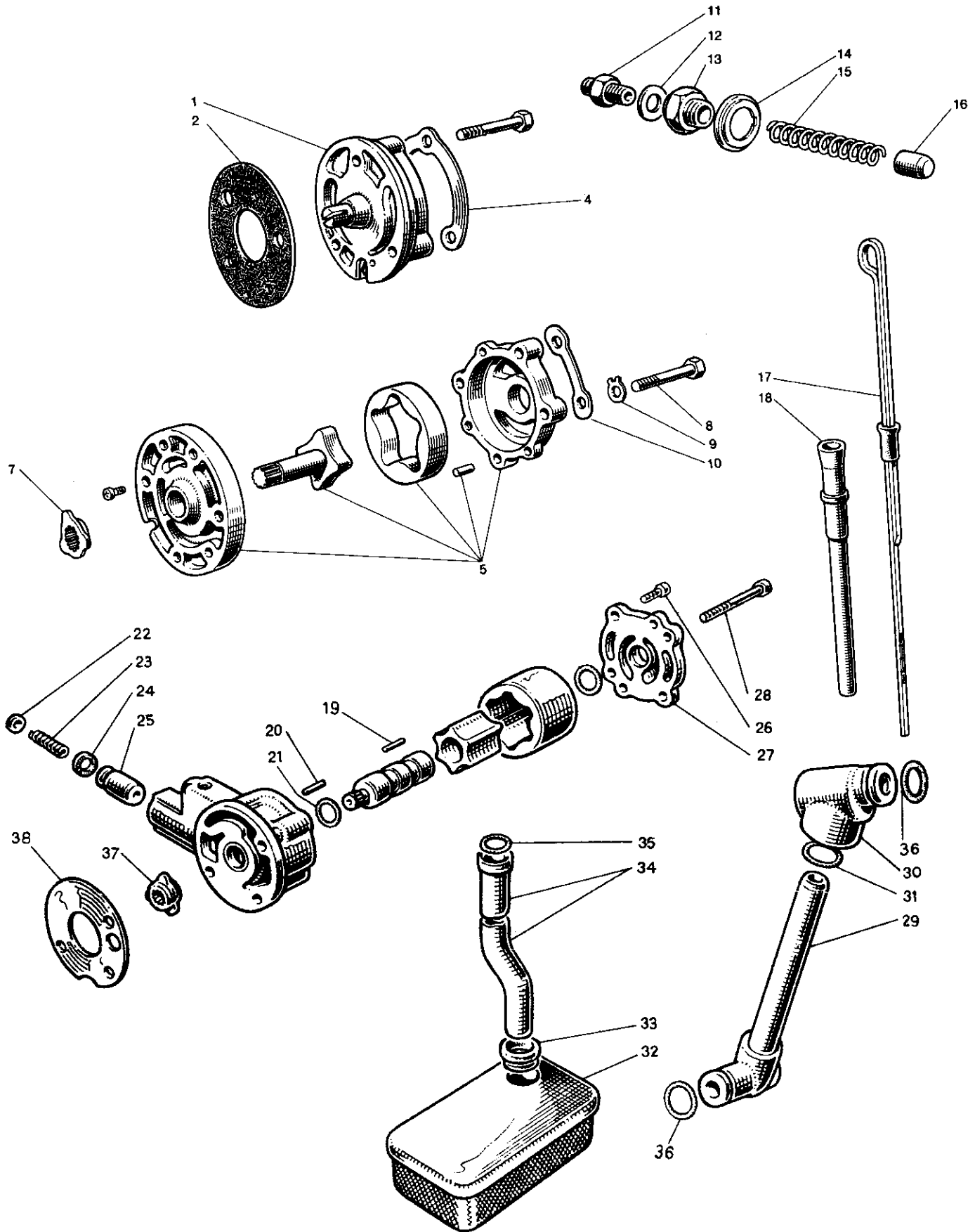
38-39/6-003

Ill. No.	Part No.	DESCRIPTION	Qty.	Change Point	REMARKS
ENGINE UNIT—continued					
27	12G 1221	ROCKER—VALVE	8] 1300
28	2A 21	Bush	8		
29	12A 1215	Screw—tappet adjusting	8		
29	AEG 167	Screw—tappet adjusting	8		1000, 1001 & Mini-matic
30	6K 654	Nut—lock	8		1300
30	FNN 605	Nut—lock	8		1000, 1001 & Mini-matic
31	2A 258	Screw—locating rocker bracket	1		1300
32	2A 515	Plate—rocker bracket	1		
33	2A 18	Washer—spring—double coil	2		1000, 1001 & Mini-matic
34	6K 555	Washer—rocker shaft	2		
35	FNN 105	Nut—stud	4		
36	PWN 105	Washer—plain	3		
37	12A 1530	Cover—valve rocker	1		1000, 1001 & Mini-matic
37	AEG 512	Cover—valve rocker	1		
38	13H 2296	Cap—oil filler	1		
39	2A 150	Nut—cap	2		
40	1B 2925	Piece—distance	2		
41	1A 2156	Washer—cup	2		
42	12A 1358	Bush (rubber)	2		
43	GEG 401	Gasket—rocker cover	1		1000 & 1001
43	GEG 417	Gasket—rocker cover	1		1300
44	GEG 302	Gasket—cylinder head	1		1000, 1001 & Mini-matic
44	GEG 301	Gasket—cylinder head	1		1300
45	51K 1193	Nut—cylinder head studs	10		
46	PWN 106	Washer—plain	7		
47	12G 103	Elbow—water outlet	1		
56	N9Y	Plug—sparking	4		
48	GTG 101	Gasket—thermostat	1		
49	NH 805041	Nut—stud	3		
50	PWZ 105	Washer—plain	3		
51	GTS 104	Thermostat	1		1000, 1001 & Mini-matic
51	GTS 102	Thermostat	1		1300
52	12A 2075	Adaptor—by-pass	1		
53	12A 1093	Connection (rubber)	1		1000, 1001 & Mini-matic
53	12A 2178	Connection (rubber)	1		1300
54	3H 2963	Clip—connection	2		
55	AEG 248	Bolt—cylinder head to crankcase—front	1] 1300
	AEA 684	Insert—helicoil—front cylinder head bolt	1		



38-39/6-004

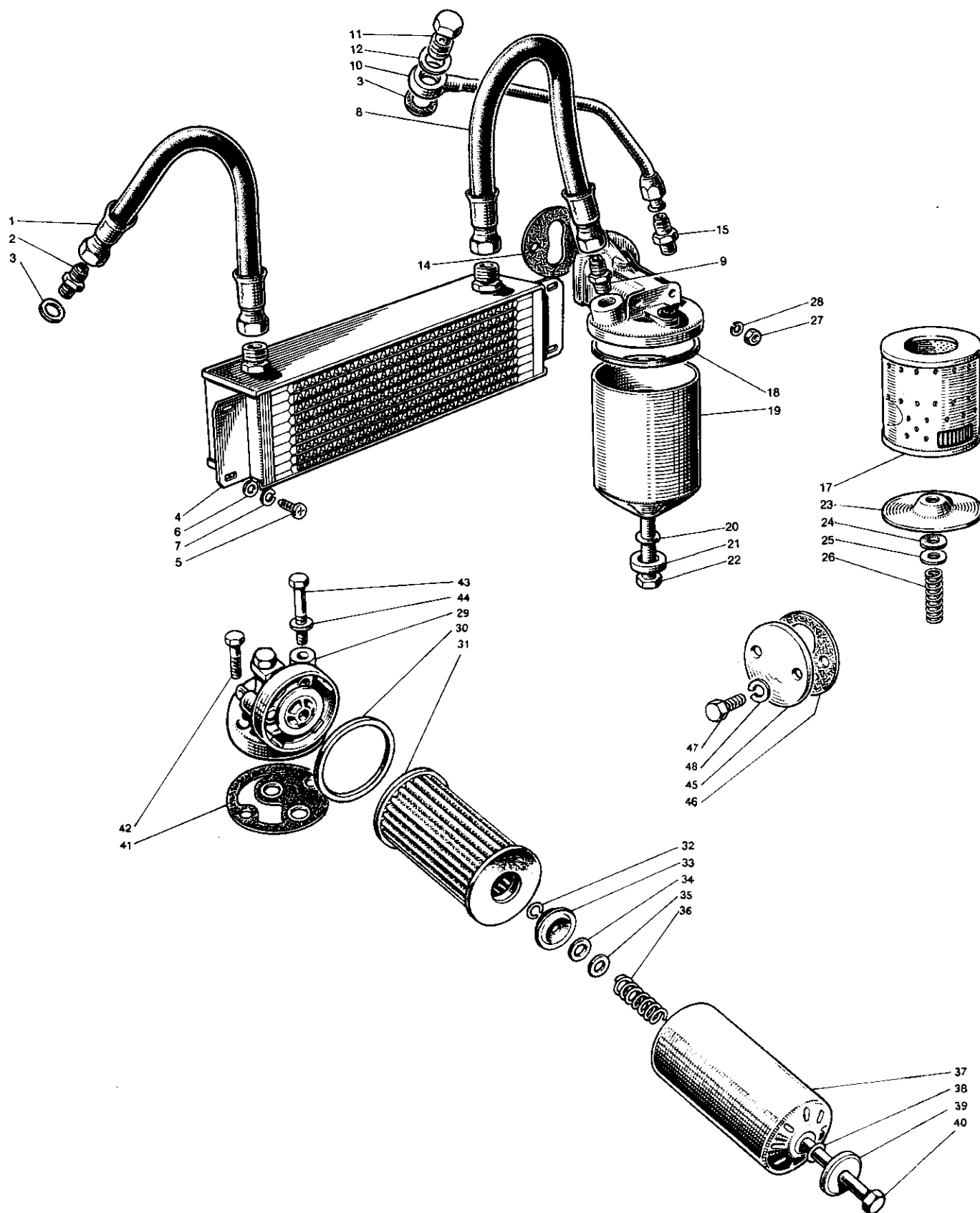
III No.	Part No.	DESCRIPTION	Qty.	Change Point	REMARKS
CYLINDER SIDE COVERS					
1	12A 1212	Cover—cylinder side—separator with oil	1		1000, 1001 & Minimatic
2	12A 1386	Cover—cylinder side—plain	1		
3	12A 1175	Gasket—side cover	2		
4	SH 605091	Screw—side cover	2		
5	12A 1177	Washer—cup	2		
6	12A 1176	Bush (rubber)	2		
7	12A 1735	Hose—oil separator to carburetter	1		
8	3H 2963	Clip	1		
OIL SEPARATOR					
9	AXE 82	Separator—oil	1		1300
10	AXE 84	Plate—engine front	1		
11	12G 1114	Gasket—oil separator	2		
12	SF 604061	Screw	1		
13	HZS 0405	Screw	1		
14	LWZ 204	Washer—spring	1		
15	FNZ 504	Nut	1		
16	AXE 265	Hose—oil separator	1		
17	3H 2963	Clip—hose	1		
18	12G 2512	Adaptor—4-way	1		
19	AXE 262	Hose	2		
20	AXE 249	Hose—oil separator	1		
21	3H 2963	Clip—hose	1		
22	12G 2619	Separator—oil	1		
23	12G 1114	Gasket—oil separator	1		
24	ZCS 0506	Screw	2		
25	WL 600051	Washer—spring	2		



III No.	Part No.	DESCRIPTION	Qty.	Change Point	REMARKS
OIL PUMP—1000, 1001 & 1300					
1	12G 793	Pump—oil	1		1000 & 1001
5	12G 2790	Pump—oil	1		1300
2	12G 730	Gasket—pump to crankcase	1		
4	12G 926	Washer—locking	1		
7	12G 729	Flange—oil pump driving	1		1300
8	HBN 0414	Screw	3		1000 & 1001
8	HBN 0413	Screw	4] 1300
9	LWN 204	Washer	2		
10	12G 2097	Washer—lock	1		
10	12G 2098	Washer—lock	1		
11	2A 269	Union—oil pressure pipe	1		
12	2K 4956	Gasket	1		
13	12A 1851	Nut	1		
14	6K 431	Washer (copper)	1		
15	6K 853	Spring—valve (50 lb pressure)	1		
16	12H 865	Valve—oil release	1		
17	12A 1263	Rod—oil dipper	1		
18	12A 1261	Tube—rod (Nylon)	1		

OIL PUMP—MINIMATIC

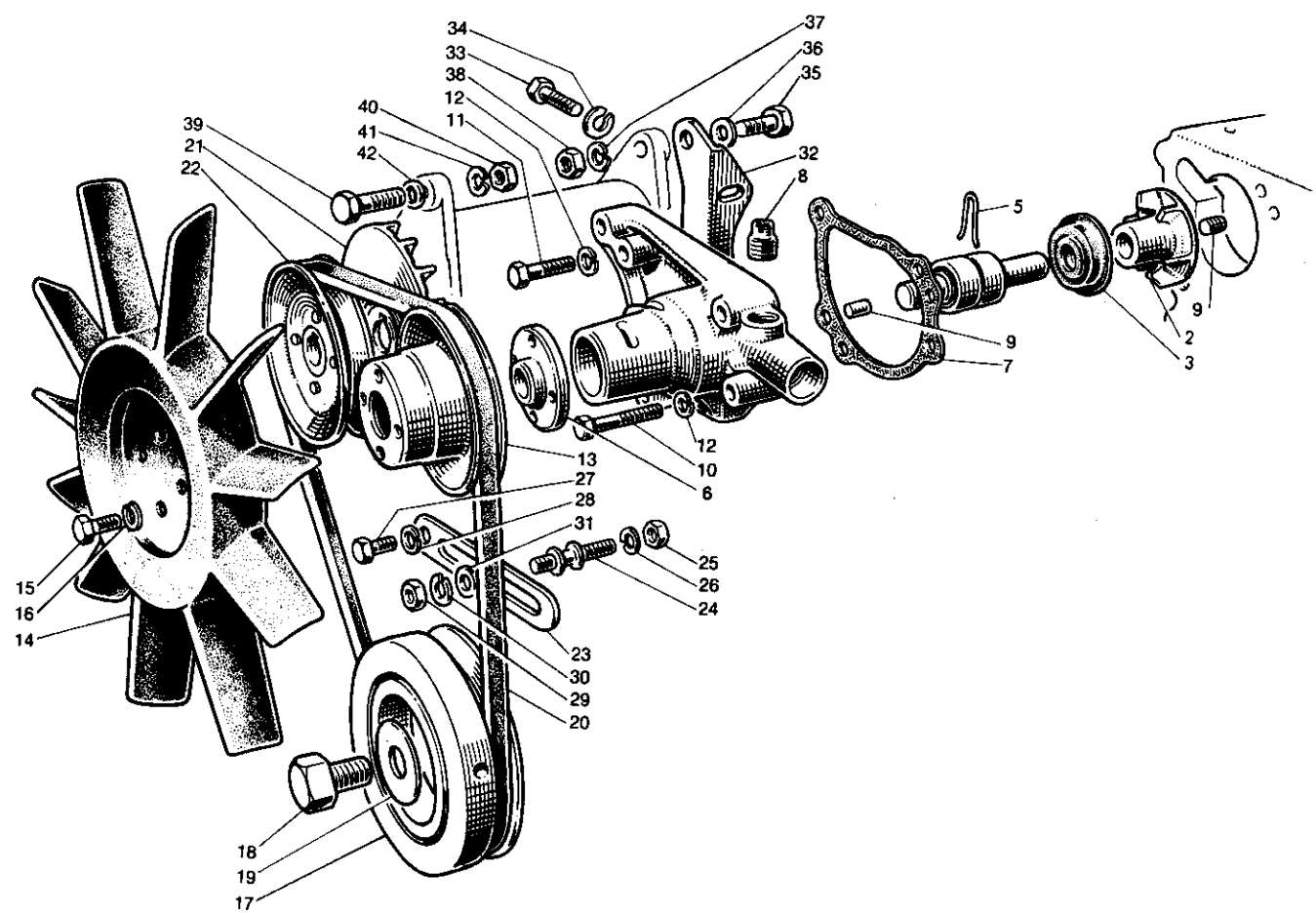
	12G 796	PUMP—OIL	1		
	NSP	Shaft—pump	1		
19	27H 6908	Pin—drive	1		
20	27H 6911	Dowel	2		
21	17H 6337	Circlip	2		
22	27H 6913	Cap—valve	1		
23	27H 6914	Spring—valve	1		
24	27H 6915	Ring—piston	1		
25	27H 6912	Valve—oil flow control	1		
26	17H 2574	Screw (with lock washer)	1		
27	27H 6910	Cover	1		
28	12A 1254	Screw—Allen	3		
38	12G 730	Gasket—pump to crankcase	1		
37	12G 729	Flange—oil pump driving	1		
29	22A 1185	Pipe—oil outlet	1		
30	22A 1187	Block—outlet pipe	1		
31	22A 1560	'O' ring—block	1		
32	22A 1570	STRAINER—OIL	1		
33	22A 1565	Grommet	1		
34	22A 1171	Pipe—oil suction	1		
35	22A 1559	'O' ring—suction pipe	1		
36	22A 1562	'O' ring—pump to pipe	2		



Ill. No.	Part No.	DESCRIPTION	Qty.	Change Point	REMARKS
OIL COOLER AND FILTER—1000, 1001 & 1300					
1	13H 3817	Hose—cooler	1] 1300
2	21A 1780	Adaptor—hose	1		
3	AED 172	Gasket—adaptor	2		
4	AXE 23	Cooler—oil	1] 1300
5	AXE 24	Screw	4		
6	PWZ 203	Washer—plain	4		
7	LWZ 203	Washer—spring	4		
8	AXE 88	Hose—cooler to filter	1		
9	AHA 6423	Adaptor—hose to filter	1] 1000 & 1001
14	88G 402	Gasket—filter to crankcase	1		
	12A 1726	FILTER ASSEMBLY—OIL	1		
17	GFE 103	ELEMENT—FILTER	1		
18	12A 1591	Seal—sump to head	1		
19	17H 1169	Body—oil filter	1		
20	17H 1173	Seal—centre bolt	1		
21	17H 1172	Collar—centre bolt	1		
22	37H 689	Bolt—centre	1		
23	17H 1148	Plate—pressure	1		
24	7H 28	Seal	1		
25	PWN 106	Washer	1		
26	7H 25	Spring—plate	1		
27	FNZ 106	Nut	2		
28	LWZ 506	Washer—spring	2		
10	88G 538	Pipe—oil filter to crankcase	1		
11	2A 715	Screw—banjo	1		
12	12A 1768	Washer—banjo screw (copper)	1		
15	TCZ 106	Connector—flared	1		

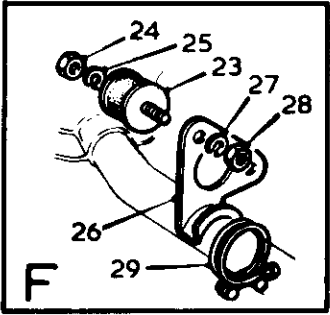
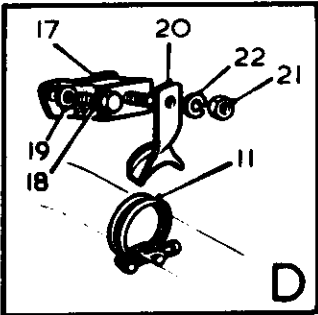
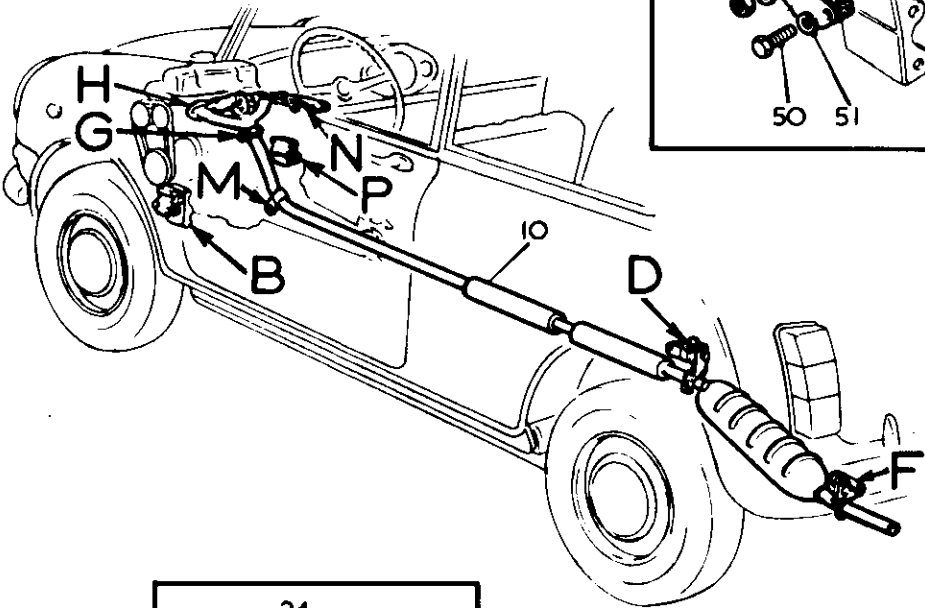
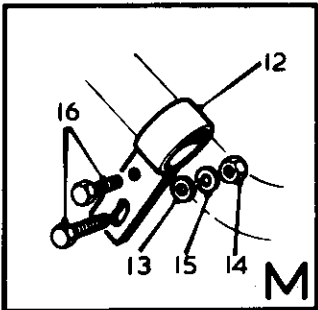
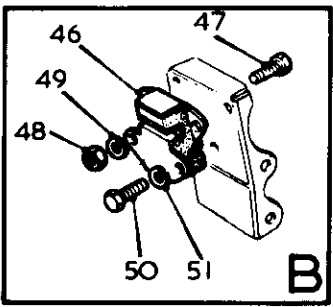

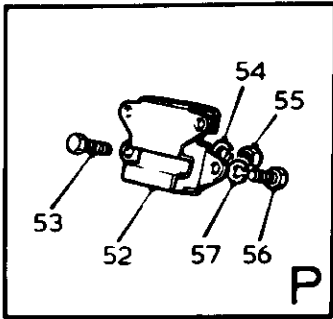
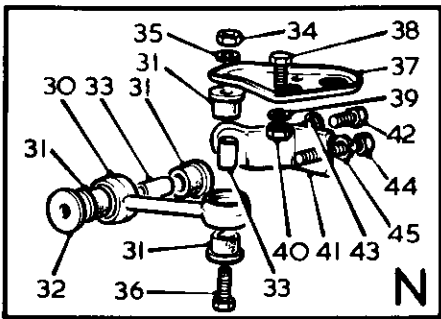
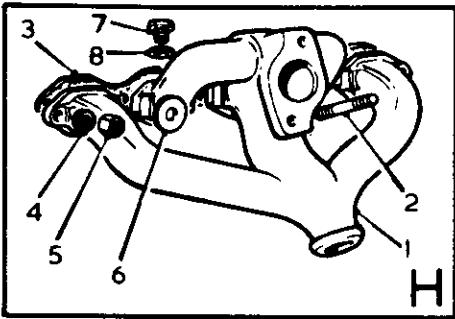
OIL FILTER—MINIMATIC

	12A 1592	FILTER—OIL	1	
29	37H 1480	HEAD—FILTER	1	
30	12A 1591	Seal—sump to head	1	
31	GFE 104	Element	1	
32	27H 2573	Circlip—centre bolt	1	
33	7H 21	Plate—pressure	1	
34	7H 28	Seal	1	
35	WA 110061	Washer—plain	1	
36	7H 25	Spring—pressure plate	1	
37	37H 140	Sump	1	
38	17H 1173	Seal—centre bolt	1	
39	27H 1143	Collar—centre bolt	1	
40	27H 6799	Bolt—centre	1	
42	22A 1388	Gasket—filter to cover	1	
43	HCZ 0713	Bolt—filter to front cover (short)	1	
43	HCZ 0730	Bolt—filter to front cover (long)	1	
44	LWZ 307	Washer—spring	2	
45	22A 1203	Plate—blanking—filter face	1	
46	88G 402	Gasket—blanking plate	1	
47	SH 506071	Screw—blanking plate	2	
48	12G 1058	Washer (copper)	2	



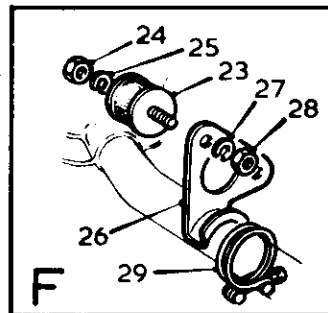
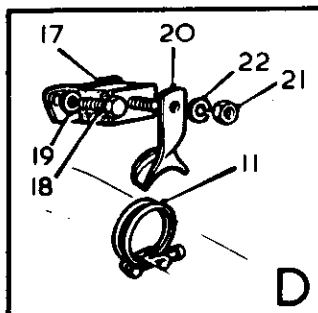
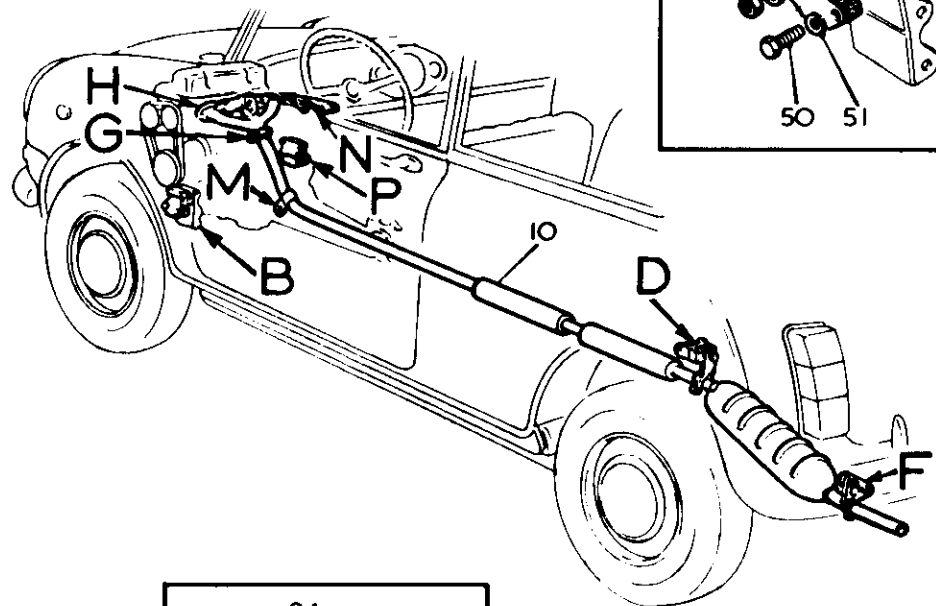
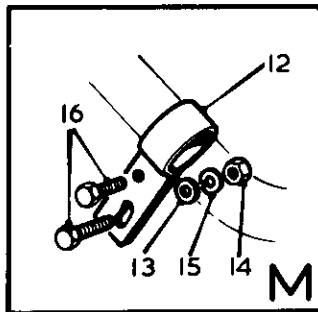
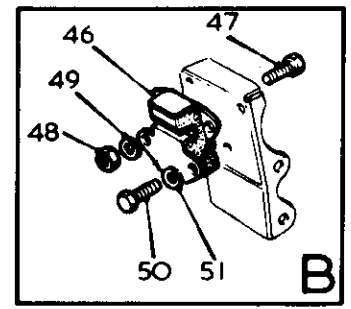
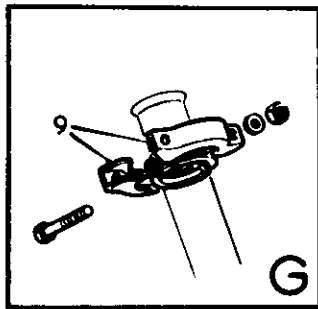
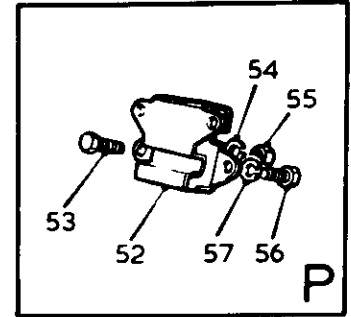
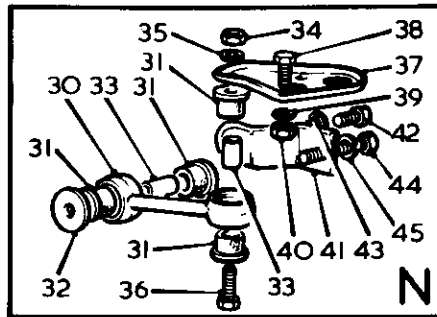
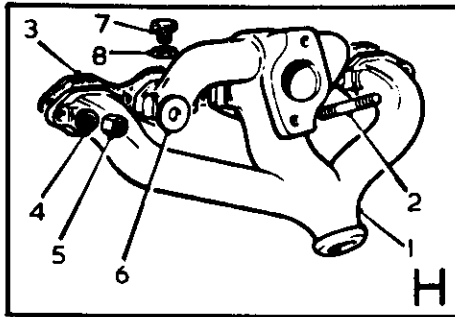
38-39/6-007

III. No.	Part No.	DESCRIPTION	Qty.	Change Point	REMARKS
WATER PUMP AND FAN					
	GWP 102	PUMP ASSEMBLY—WATER	1		
2	12G 1773	Vane—water pump	1		
3	88G 446	Seal	1		
5	2A 778	Wire—locating	1		
6	8G 733	Hub—pulley	1		
7	88G 215	Gasket—pump	1		
8	88G 618	Adaptor	1		
	8G 2675	Kit—repair—water pump	1		
9	12G 2077	Dowel	2		
10	HZS 0515	Bolt—long	2		
11	HZS 0510	Bolt—short	2		
12	LWZ 305	Washer—spring	4		
13	2A 601	Pulley—fan and pump	1		
14	12G 2129	Fan—11 blade	1		
15	SH 604061	Bolt—fan	4		
16	LWN 204	Washer—spring	4		
17	2A 940	Pulley—crankshaft	1		Minimatic
17	88G 305	Pulley—crankshaft	1		1300, 1000 & 1001
18	AEA 312	Bolt—pulley	1		
19	12A 398	Washer—lock	1		
20	GFB 102	Belt—fan	1		
21	17D 11	Fan—dynamo	1		
22	12A 1772	Pulley—dynamo	1] 1000 & Minimatic
23	2A 497	Link—dynamo adjuster	1		
24	2A 128	Pillar—link	1		
					1000, 1001 & Mini- matic 1300
24	12G 289	Pillar—link	1		
25	FNZ 106	Nut	1		
26	LWZ 306	Washer—spring	1		
27	ZCS 0505	Screw	1		
28	LWZ 305	Washer—spring	1		
29	LNZ 206	Nut	1		
30	LWZ 306	Washer—spring	1		
31	PWZ 306	Washer—plain	1		
32	12A 526	Bracket—support—dynamo	1		
33	HZS 0507	Screw—bracket	2		
34	LWZ 305	Washer—spring	2		
35	AXE 83	Screw	1		
36	PWZ 305	Washer—plain	1		
37	LWZ 305	Washer—spring	1		
38	LNZ 205	Nut	1		
39	HBZ 0514	Bolt	1		
40	LNZ 205	Nut	1		
41	LWZ 305	Washer—spring	1		
42	PWZ 305	Washer—plain	1] 1000 & Minimatic



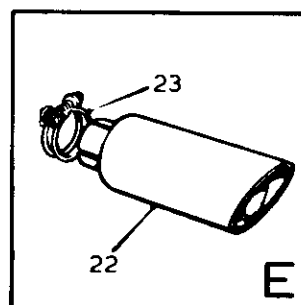
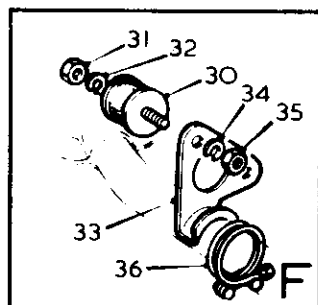
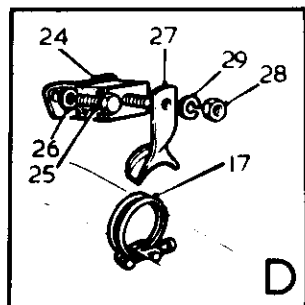
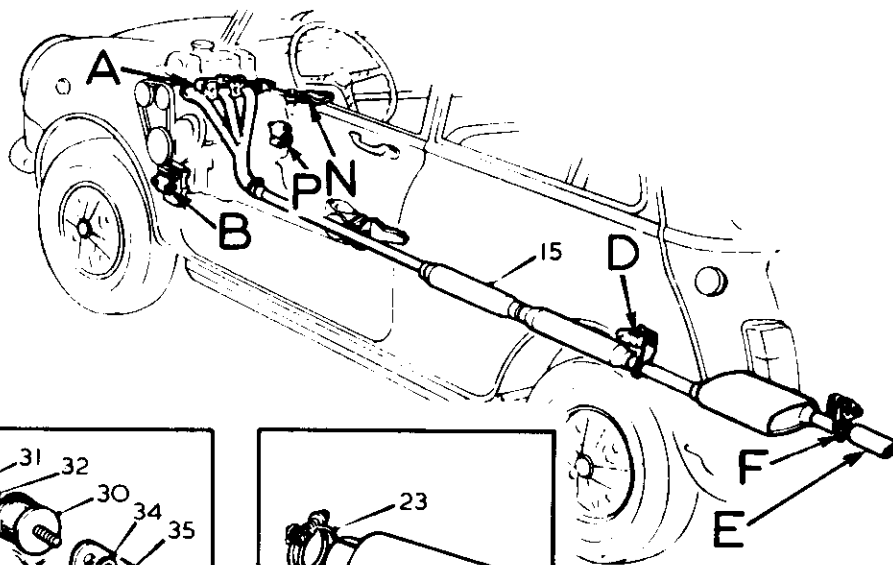
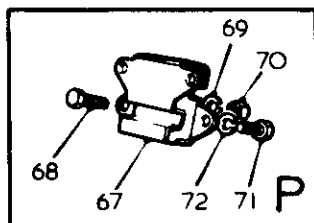
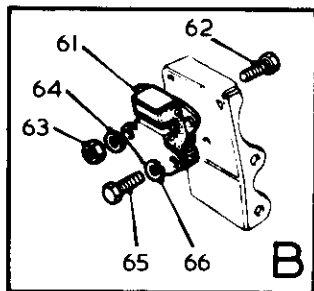
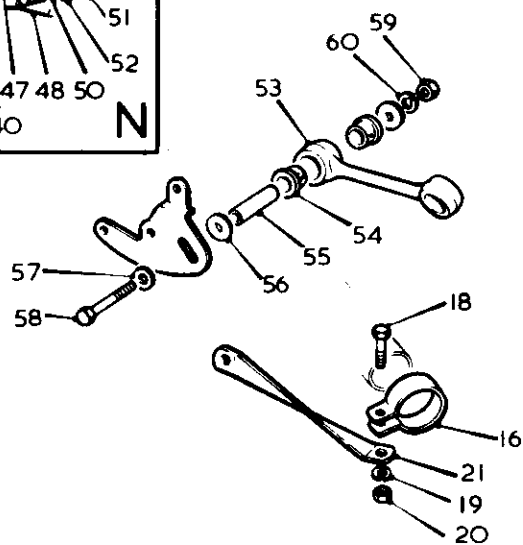
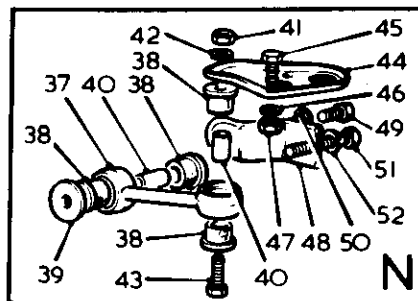
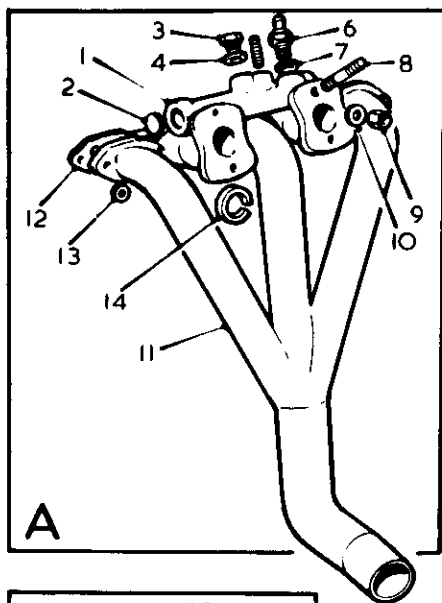
MDO274

III. No.	Part No.	DESCRIPTION	Qty.	Change Point	Remarks
MANIFOLDS, EXHAUST PIPE AND GASKET SETS—1000/1001					
	GEG 202	Gasket set—engine supplementary	1		
	GEG 101	Gasket set—engine decarbonising	1		
	GEG 804	Gasket set—transmission	1		
1	12G 3279	Manifold—inlet and exhaust	1		
2	CLS 2516	Stud	2		
3	GEG 601	Gasket—manifold	1		
4	WA 108051	Washer	2		
5	BNN 105	Nut—stud	6		
6	12A 1211	Washer	4		
7	ADP 210	Plug—manifold	1		
8	1B 3664	Washer—plug	1		
9	GEX 7047	Kit—clamp—exhaust	1		
10	AXE 515	Pipe assembly—exhaust	1		
11	GHC 1217	Clip	1		
12	AXE 516	Clip	1		
13	WA 108051	Washer—plain	1		
14	FNZ 105	Nut	2		
15	WL 600051	Washer—spring	2		
16	AXE 459	Screw	2		
17	GEX 7081	Mounting—pipe and silencer	1		
18	HZS 0505	Screw	2		
19	WL 600051	Washer—spring	2		
20	AXE 421	Bracket—pipe and silencer support	1		
21	NH 605041	Nut	1		
22	WL 600051	Washer	1		
23	GEX 7251	Mounting—tail (rubber)	2		
24	NH 605041	Nut	2		
25	WL 600051	Washer—spring	2		
26	AXE 424	Bracket—tail-pipe support	1		
27	WL 600051	Washer—spring	2		
28	NH 605041	Nut	2		
29	GHC 1217	Clip	1		



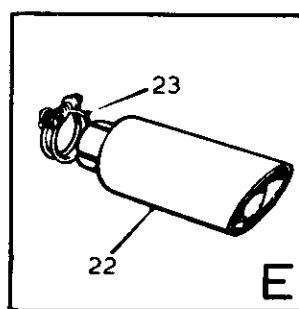
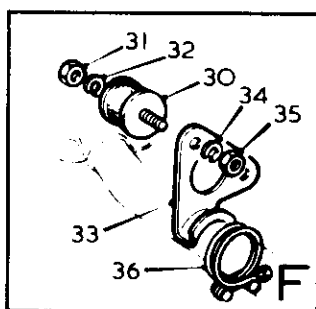
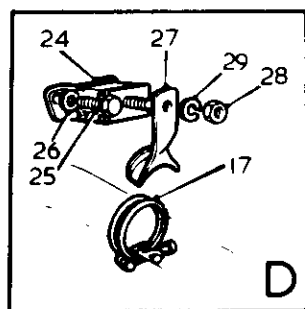
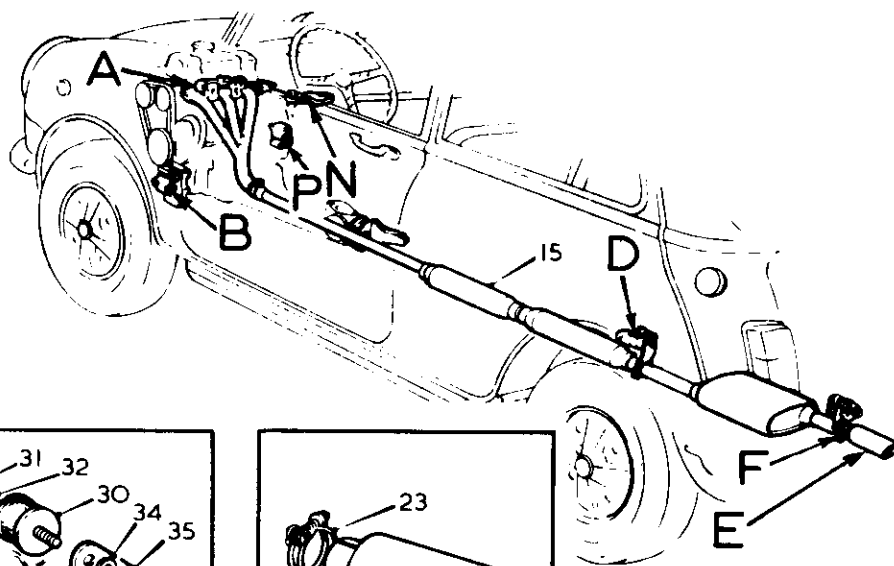
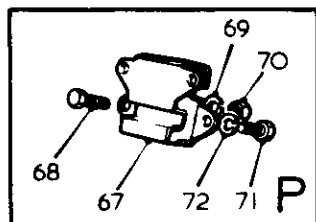
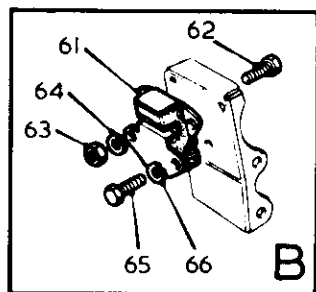
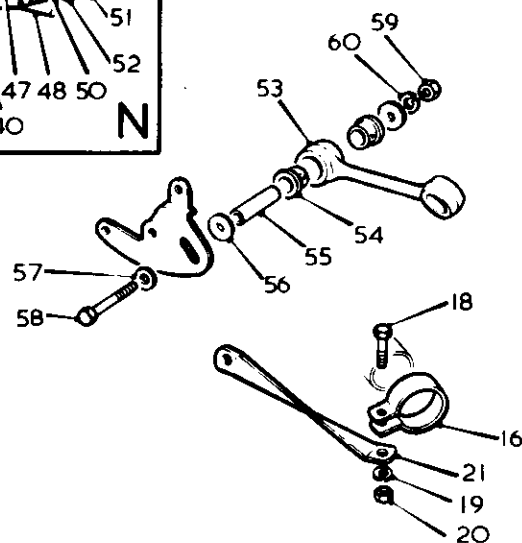
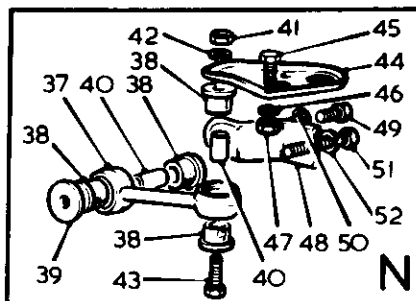
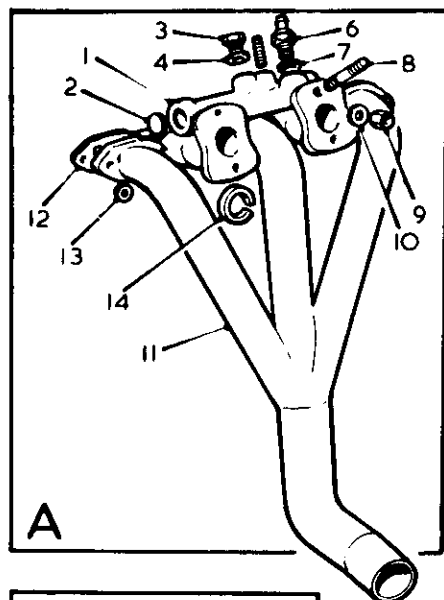
MDO274

III. No.	Part No.	DESCRIPTION	Qty.	Change Point	Remarks
MANIFOLDS, EXHAUST PIPE AND GASKET SETS—1000/1001—continued					
30	21A 1109	Rod—engine steady	1		
31	2A 5875	Bush—steady rod	4		
32	PWZ 405	Washer—plain	1		
33	21A 1108	Spacer—bracket	2		
34	NH 605041	Nut	1		
35	WL 600051	Washer—spring	1		
36	HBZ 0515	Screw	1		
37	ALA 6505	Plate—seating	1		
38	HZS 0506	Screw	4		
39	WL 600051	Washer—spring	4		
40	NH 605041	Nut	4		
41	21A 2387	Bracket—retaining—engine steady	1		
42	HZS 0505	Screw	1		
43	WL 600051	Washer—spring	1		
44	HBZ 0515	Screw	1		
45	WL 600051	Washer—spring	1		
46	21A 1902	Mounting—engine—front—LH	1		
47	HZS 0506	Bolt	2		
48	NH 605041	Nut	2		
49	WL 600051	Washer—spring	2		
50	HZS 0505	Screw	3		
51	WL 600051	Washer—spring	3		
52	21A 1902	Mounting—engine—front—RH	1		
53	HZS 0506	Screw	2		
54	WL 600051	Washer—spring	2		
55	NH 605041	Nut	2		
56	SH 505061	Screw	3		
57	WL 600051	Washer—spring	3		



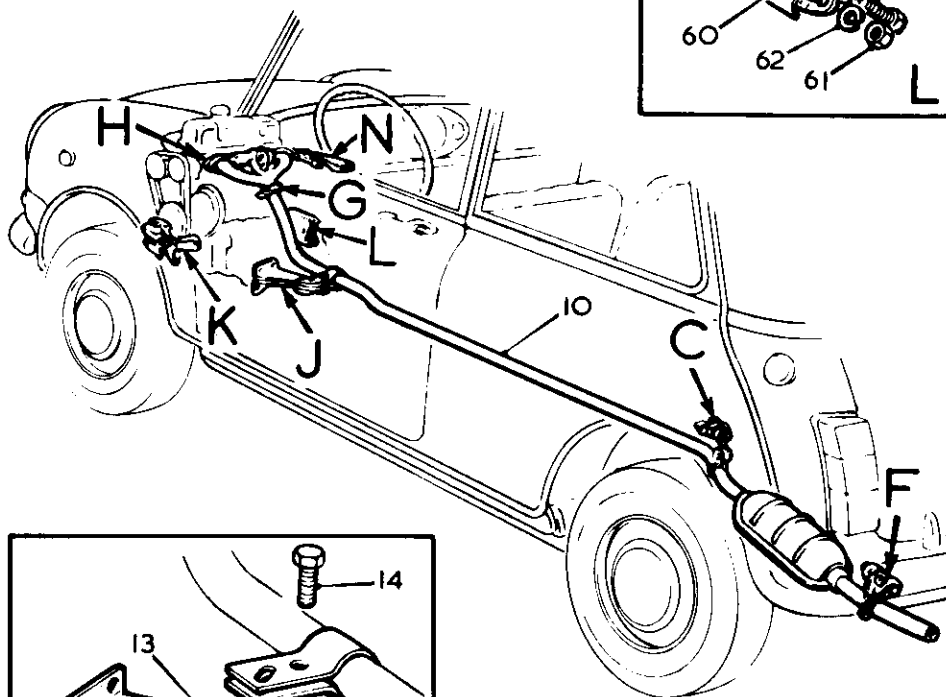
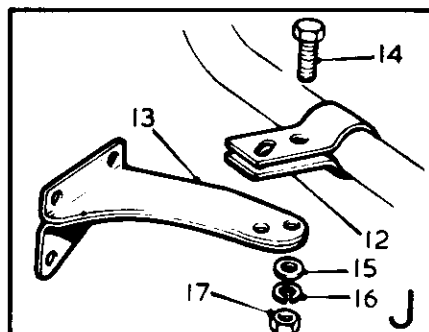
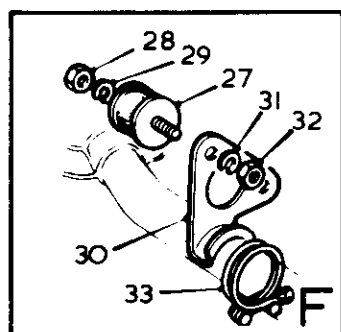
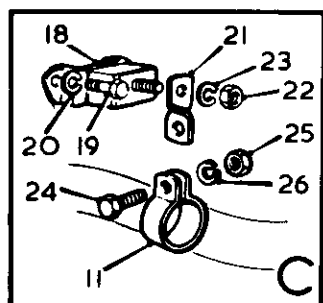
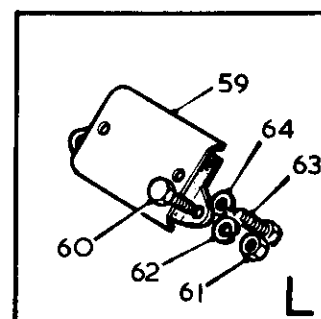

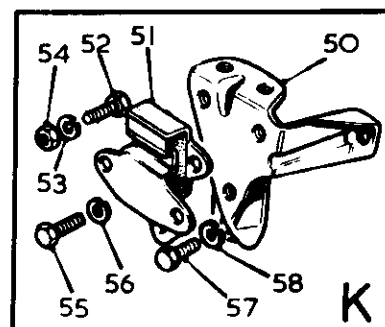
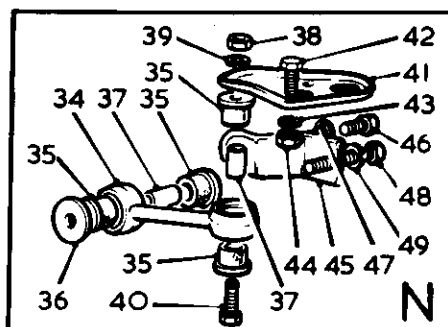
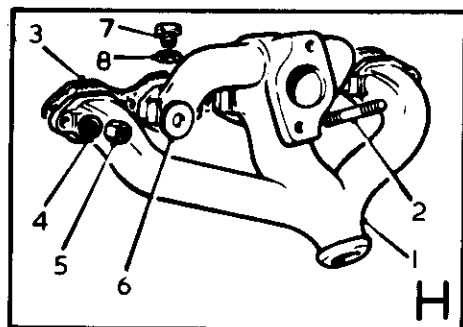
MDO276

Ill. No.	Part No.	DESCRIPTION	Qty.	Change Point	Remarks
MANIFOLDS, EXHAUST PIPE AND GASKET SETS—1300					
	GEG 206	Gasket set—engine supplement	1		
	GEG 126	Gasket set—engine decarbonising	1		
	GEG 804	Gasket set—transmission	1		
1	12G 2463	Manifold—inlet	1		Use with 1 off ADP 210
2	AEG 491	Plug—manifold	2		
3	ADP 210	Plug—manifold	1		
4	1B 3664	Washer—plug	1		
6	AXE 27	Valve—non-return	1		
7	1B 3664	Washer—valve	1		
8	CHS 2614	Stud	4		
9	BNN 105	Nut—stud	6		
10	12A 1211	Washer	4		
11	12G 615	Manifold—exhaust	1		
12	GEG 601	Gasket—manifold	1		
13	WA 108051	Washer	2		
14	12G 297	Ferrule—inlet manifold	2		
15	AXE 422	Pipe assembly—exhaust	1		
16	GEX 7054	Clip	1		
17	GEX 1217	Clip	1		
18	ZCS 0508	Screw	1		
19	LWZ 305	Washer—spring	1		
20	AXE 446	Nut	1		
21	AXE 445	Bracket—exhaust steady	1		
22	AXE 423	Pipe—tail	1		
23	GHC 1217	Clip	1		
24	GEX 7081	Mounting—pipe and silencer	1		
25	HZS 0505	Screw	2		
26	WL 600051	Washer	2		
27	AXE 421	Bracket—pipe and silencer support	1		
28	NH 605041	Nut	1		
29	WL 600051	Washer	1		
30	GEX 7251	Mounting—tail pipe (rubber)	2		
31	NH 605041	Nut	2		
32	WL 600051	Washer—spring	2		
33	AXE 424	Bracket—tail pipe support	1		
34	WL 600051	Washer	2		
35	NH 605041	Nut	2		
36	GHC 1217	Clip	1		



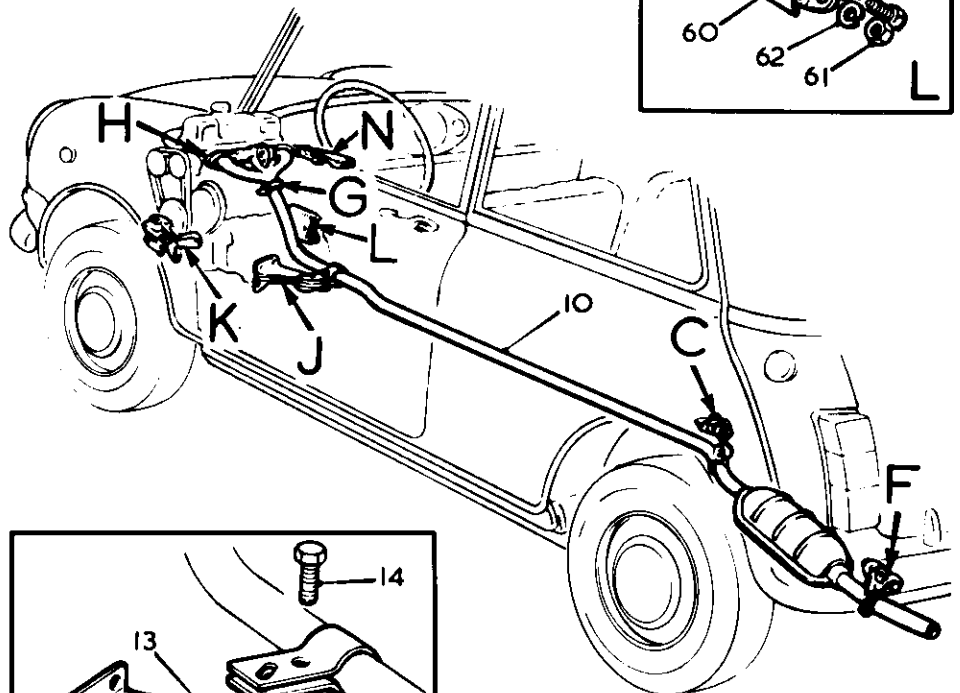
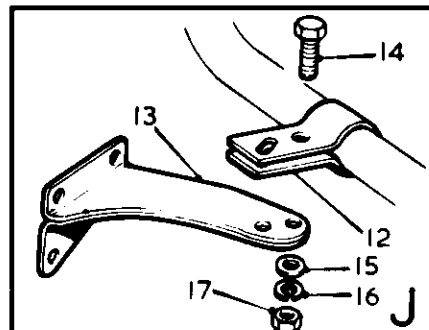
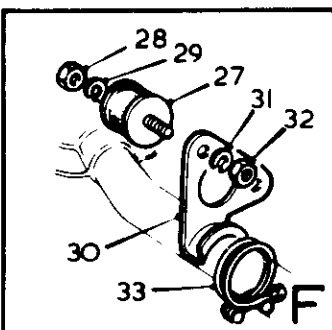
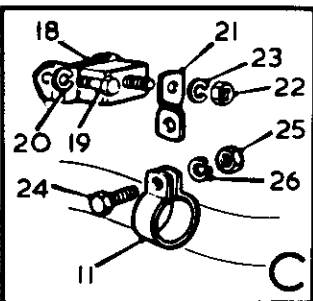
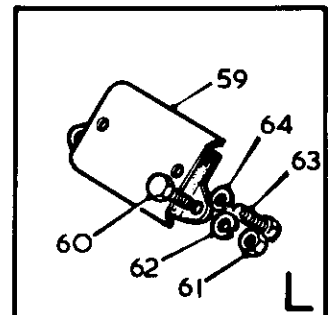

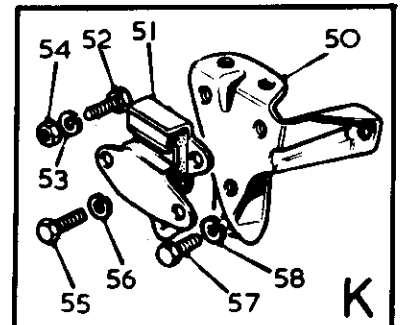
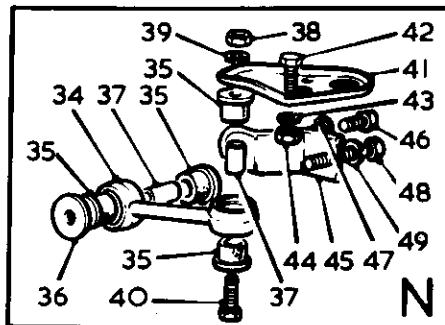
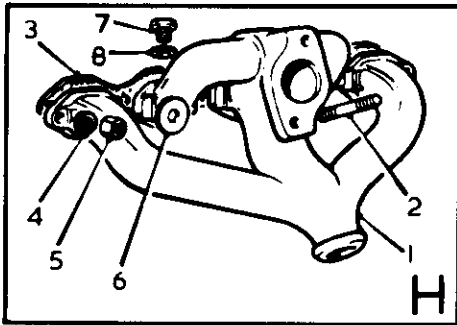
MDO276

Ill. No.	Part No.	DESCRIPTION	Qty.	Change Point	Remarks
MANIFOLDS, EXHAUST PIPE AND GASKET SETS—1300—continued					
37	21A 1109	Rod—engine steady	1		
38	2A 5875	Bush—steady rod	4		
39	PWZ 405	Washer—plain	1		
40	21A 1108	Spacer	2		
41	NH 605041	Nut	1		
42	WL 600051	Washer	1		
43	HBZ 0515	Screw	1		
44	ALA 6505	Plate—seating	1		
45	HZS 0506	Screw	4		
46	WL 600051	Washer—spring	4		
47	NH 605041	Nut	4		
48	21A 2387	Bracket—retaining—engine steady	1		
49	HZS 0505	Screw	1		
50	WL 600051	Washer—spring	1		
51	HBZ 0515	Screw	1		
52	WL 600051	Washer—spring	1		
53	21A 2569	Rod—engine steady—lower	1		
54	2A 5875	Bush—steady bracket	4		
55	31G 1085	Tube—distance	1		
56	PWZ 306	Washer—plain	3		
57	WA 110061	Washer—plain	2		
58	HBZ 0618	Screw	2		
59	FNZ 106	Nut	2		
60	WL 600041	Washer—spring	2		
61	21A 1902	Mounting—engine—front—LH	1		
62	HZS 0506	Bolt	2		
63	NH 605041	Nut	2		
64	WL 600051	Washer—spring	2		
65	HZS 0505	Screw	3		
66	WL 600051	Washer—spring	3		
67	21A 1902	Mounting—engine—front—RH	1		
68	HZS 0506	Screw	2		
69	WL 600051	Washer—spring	2		
70	NH 605041	Nut	2		
71	SH 505061	Screw	3		
72	WL 600051	Washer	3		



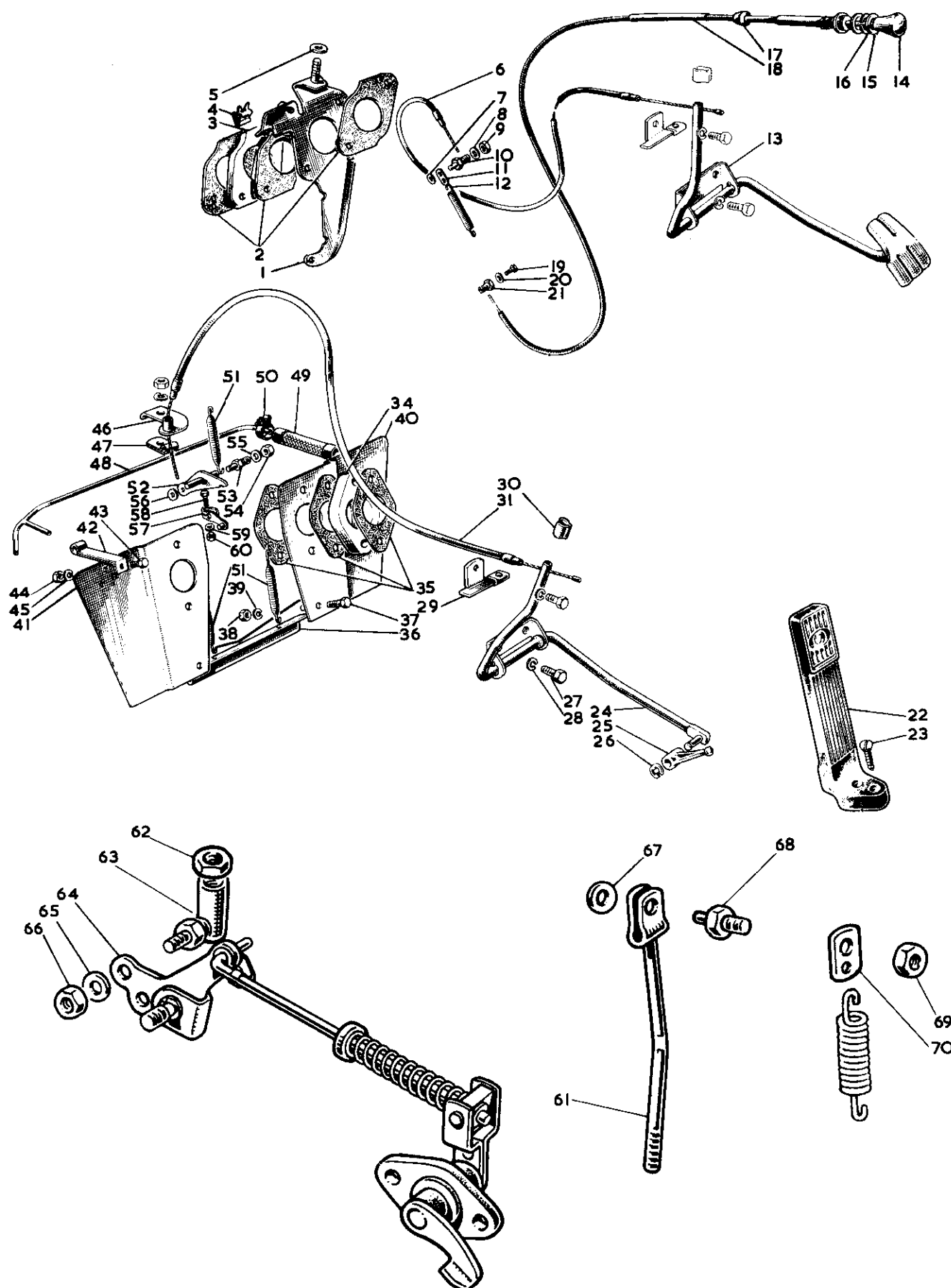
MDO275

Ill. No.	Part No.	DESCRIPTION	Qty.	Change Point	Remarks
MANIFOLDS, EXHAUST PIPES AND GASKET SETS—MINIMATIC					
	GEG 254	Gasket set—engine supplementary	1		
	GEG 101	Gasket set—engine decarbonising	1		
1	12G 3279	Manifold—inlet and exhaust	1		
2	CLS 2516	Stud	2		
3	GEG 601	Gasket—manifold	1		
4	WA 108051	Washer	2		
5	BNN 105	Nut—stud	6		
6	12A 1211	Washer	4		
7	ADP 210	Plug—manifold	1		
8	1B 3664	Washer—plug	1		
9	GEX 7047	Kit—clamp—exhaust	1		
10	AXE 456	Pipe assembly—exhaust	1		
11	GEX 7052	Clip—mounting—rear	1		
12	AXE 457	Clip—mounting—front	1		
13	22A 1060	Bracket—support—front—exhaust	1		
14	AXE 459	Screw—clip to bracket	1		
15	PWZ 105	Washer—plain	1		
16	WL 600051	Washer—spring	1		
17	FNZ 105	Nut	1		
18	GEX 7081	Mounting—pipe and silencer	1		
19	HZS 0505	Screw	2		
20	WL 600051	Washer—spring	2		
21	2A 2203	Support—rear	1		
22	NH 605041	Nut	1		
23	WL 600051	Washer	1		
24	HZS 0507	Screw	1		
25	NH 605041	Nut	1		
26	WL 600051	Washer—spring	1		
27	GEX 7251	Mounting—tail pipe (rubber)	2		
28	NH 605041	Nut	2		
29	WL 600051	Washer—spring	2		
30	AXE 424	Bracket—tail pipe support	1		
31	WL 600051	Washer—spring	2		
32	NH 605041	Nut	2		
33	GHC 1217	Clip	1		

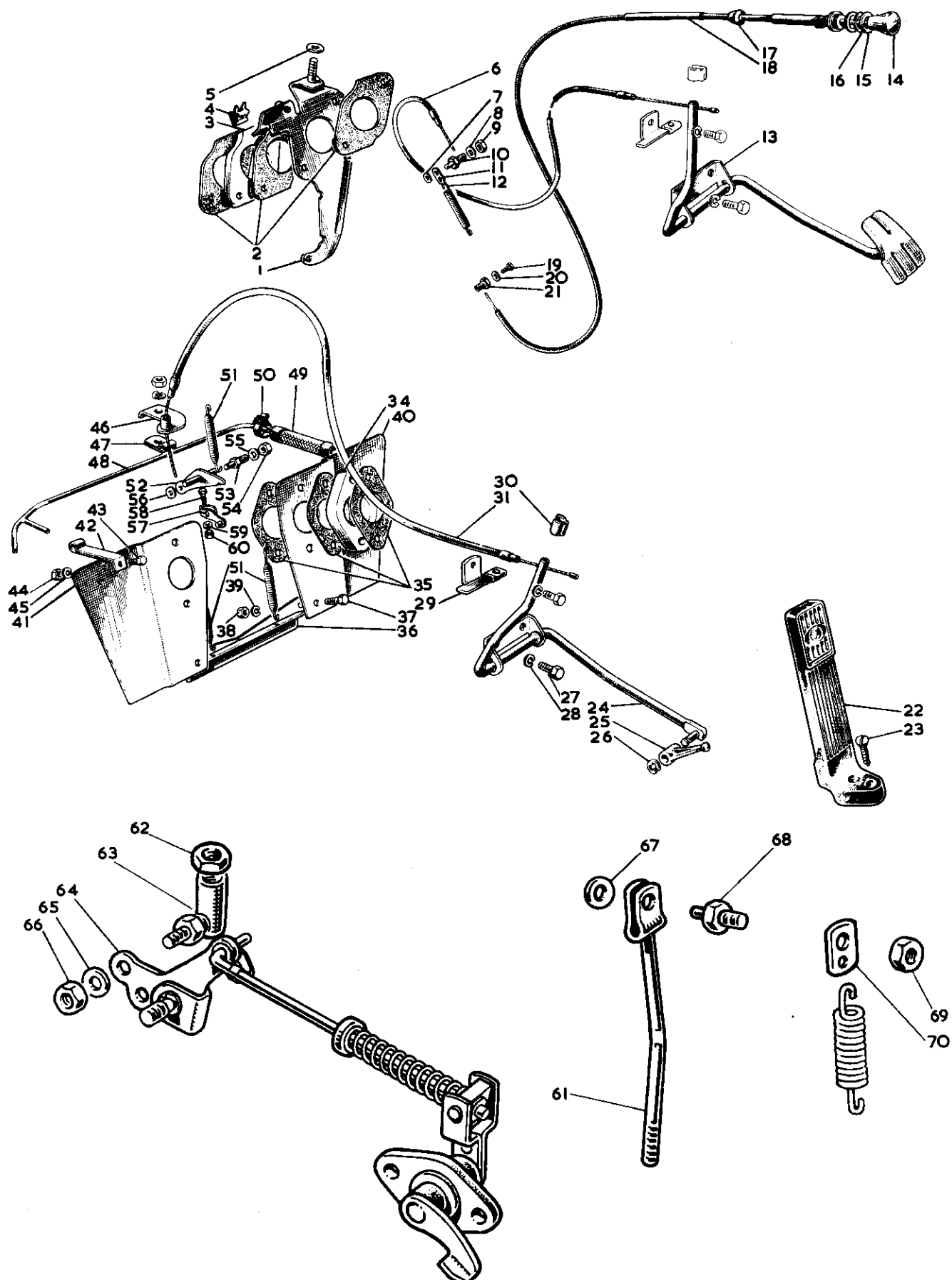


MDO275

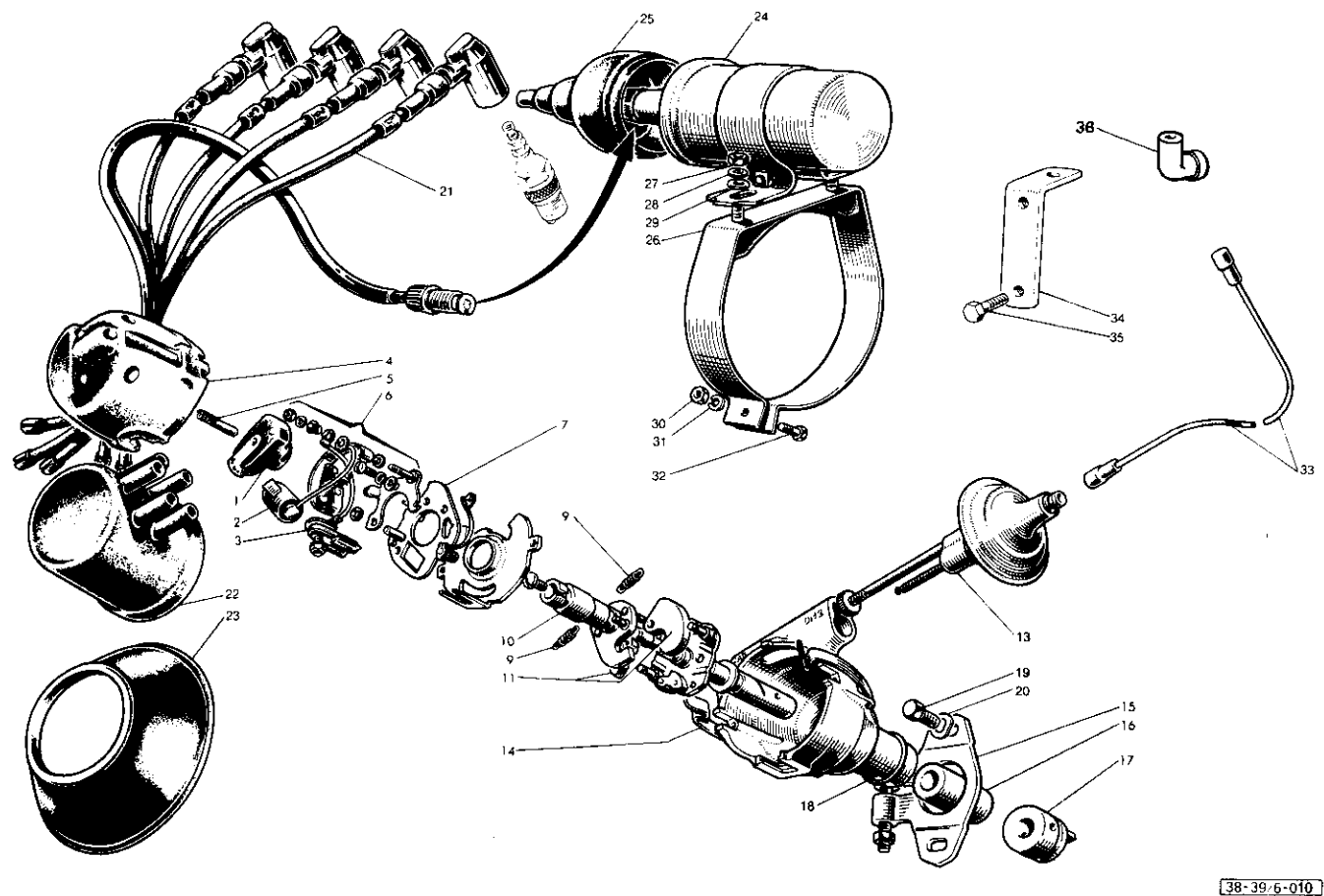
III. No.	Part No.	DESCRIPTION	Qty.	Change Point	Remarks
MANIFOLDS, EXHAUST PIPES AND GASKET SETS—MINIMATIC—continued					
34	21A 1817	Rod—engine steady	1		
35	2A 5875	Bush—steady rod	4		
36	PWZ 405	Washer—plain	1		
37	21A 1108	Spacer—bracket	2		
38	NH 605041	Nut	1		
39	WL 600051	Washer—spring	1		
40	HBZ 0515	Screw	1		
41	ALA 6505	Plate—seating	1		
42	HZS 0506	Screw	4		
43	WL 600051	Washer—spring	4		
44	NH 605041	Nut	4		
45	21A 2387	Bracket—retaining—engine steady	1		
46	HZS 0505	Screw	1		
47	WL 600051	Washer—spring	1		
48	HBZ 0515	Screw	1		
49	WL 600051	Washer—spring	1		
50	21A 1274	Bracket—radiator housing	1		
51	22A 1018	Engine—mounting—rubber—LH	1		
52	HZS 0506	Screw	2		
53	WL 600051	Washer—spring	2		
54	NH 605041	Nut	2		
55	HZS 0505	Screw	3		
56	WL 600051	Washer—spring	3		
57	ZCS 0505	Screw	1		
58	LWZ 305	Washer—spring	1		
59	22A 917	Engine—mounting—rubber—RH	1		
60	HZS 0506	Screw	2		
61	NH 605041	Nut	2		
62	WL 600051	Washer—spring	2		
63	HZS 0505	Screw	2		
64	WL 600051	Washer—spring	2		



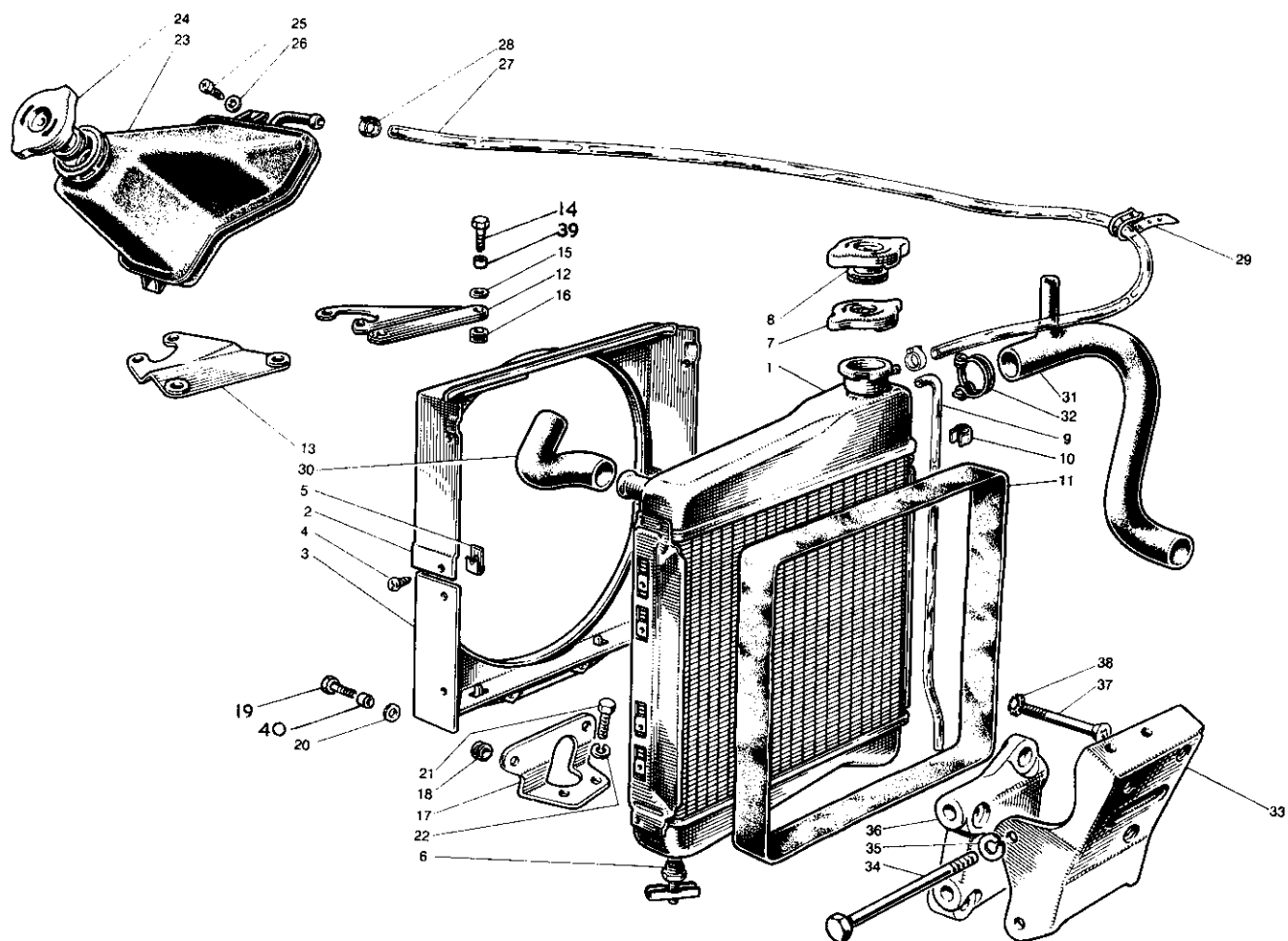
Ill. No.	Part No.	DESCRIPTION	Qty.	REMARKS
ACCELERATOR LINKAGE AND CABLE				
1	12G 766	Bracket—abutment	1	1000, 1001 & Minimatic
2	AEC 2083	Gasket—carburetter	3	
3	12H 1389	Piece—distance	1	
4	13H 3472	Clip—choke cable to abutment	1	
5	2K 7508	Washer	1	
6	21A 2449	Cable—accelerator	1	1000 & 1001
7	PWZ 203	Washer	1	
8	PWZ 104	Washer	1	
9	FNZ 104	Nut	1	
10	ACC 5062	Pin—lever	1	
11	12A 4	Tag—throttle spring	1	1000, 1001 & Minimatic 1000 1000, 1001 & Minimatic 1300
12	1E 5537	Spring—pull off	1	
13	AXE 517	Pedal—accelerator	1	
	AXE 518	CABLE—CHOKE	1	
	AXE 358	CABLE—CHOKE	1	
14	NSP	Knob	1	1300
15	AXE 627	Nut—ring	1	
16	AXE 628	Washer—spring	1	
17	AXE 754	Grommet	1	
18	AXE 755	Sleeve	2	
19	53K 3503	Screw	1	1001 & 1300
20	PWZ 103	Washer—plain	1	
21	AHA 6367	Pin—choke cable to carburetter	1	
22	AXE 411	Pedal—accelerator	1	
23	AXE 420	Screw	2	
24	AXE 413	Lever—accelerator pedal	1	1300
25	AXE 415	Link—accelerator pedal	1	
26	AXE 419	Clip	1	
27	HZS 0405	Screw	2	
28	LWZ 204	Washer—spring	2	
29	AXE 766	Stop—pedal	1	1300
30	AXE 416	Clip—spring	1	
31	21A 2449	Cable—accelerator	1	
34	12A 6	Piece—distance	2	
35	1G 2624	Gasket—carburetter	6	
36	12A 621	Piece—distance—heat shield	1	1300
37	HZS 0404	Screw	2	
38	NH 604041	Nut	2	
39	LWZ 304	Washer—spring	2	



III. N.	Part No.	DESCRIPTION	Qty.	Change Point	REMARKS
ACCELERATOR LINKAGE AND CABLE—continued					
40	12A 248	Shield—heat—carburetter—rear	1		Supplied in multiples of metres
41	AEG 352	Shield—heat—carburetter—front	1		
42	12A 263	Bracket—petrol pipe to shield	1		
43	HZS 0403	Screw	1		
44	NH 604041	Nut	1		
45	LWZ 304	Washer—spring	1		
46	AEG 349	Bracket—throttle abutment	1		
47	PCR 0409	Clip	1		
48	12A 284	Pipe—petrol—pump to carburetter	1		
49	37H 4760 M	Hose—76.2 mm	A/R		
50	ACH 5854	Clip	4		1300
51	AEC 2075	Spring—throttle return \$	3		
52	12A 310	Lever—throttle	1		
53	ACC 5062	Pin—lever—cable to carburetter	1		
54	NH 604041	Nut	1		
55	PWZ 104	Washer—plain	1		
56	PWZ 203	Washer—plain	1		
57	AUE 587	LEVER ASSEMBLY—FRONT	1		
	AUE 586	LEVER ASSEMBLY—REAR	1		
58	AJD 1042	Bolt—lever to spindle	2		
59	AUC 8396	Washer	2		Minimatic
60	AJD 8012 Z	Nut	2		
61	12A 1279	Rod—throttle control	1		
62	FNZ 103	Nut—lock—rod	1		
63	12G 2006	Joint—ball	1		
64	22A 961	Lever—bellcrank	1		
65	LWZ 303	Washer—spring	1		
66	FNZ 103	Nut—lock—ball joint to crank	1		
67	PWZ 104	Washer—plain—pin	1		
68	12A 1283	Pin—throttle lever	1		
69	12G 913	Nut—pin	1		
70	12A 1282	Tag—anchor	1		

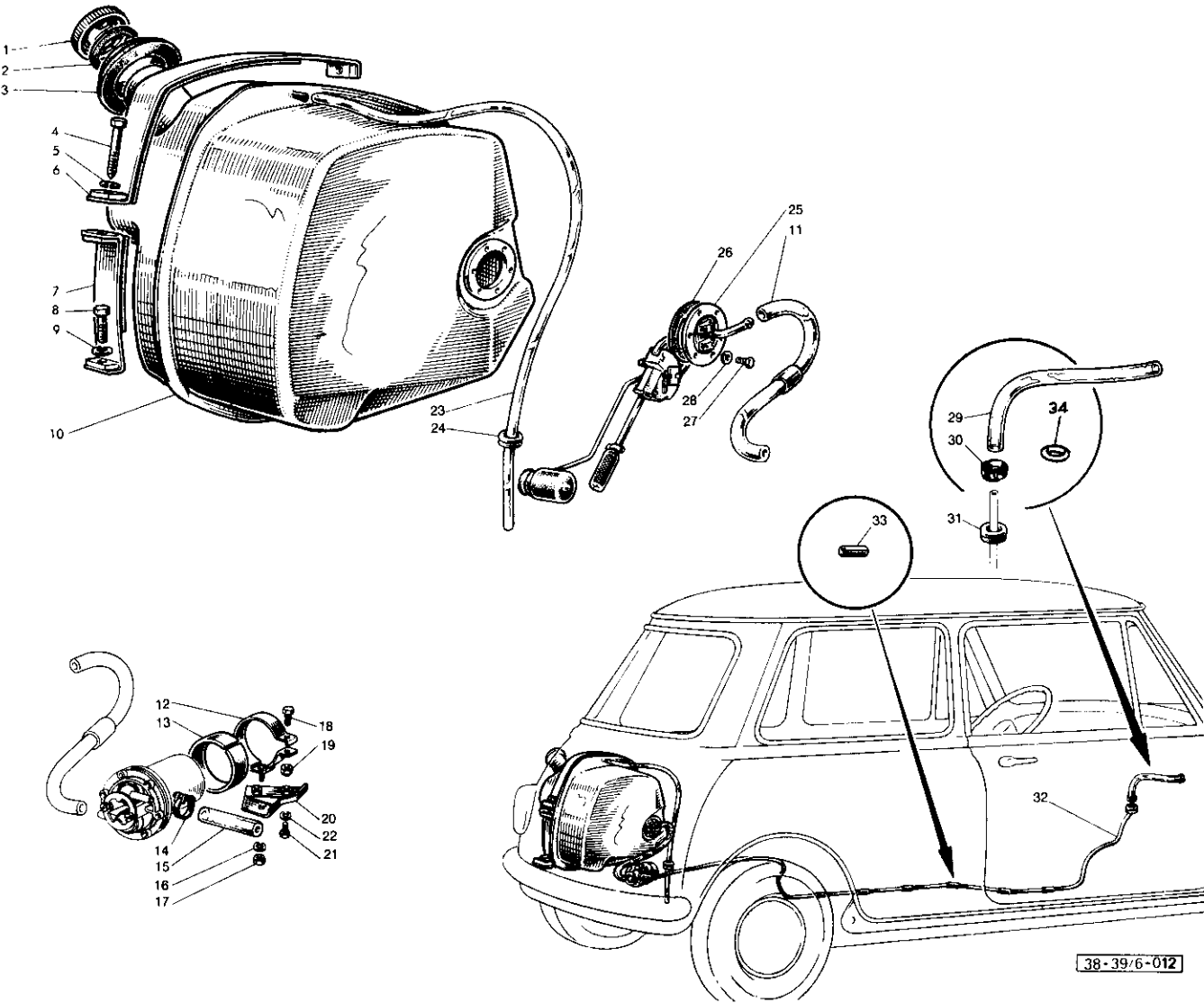


III. No.	Part No.	DESCRIPTION	Qty.	Change Point	REMARKS
DISTRIBUTOR					
	AXE 281	DISTRIBUTOR ASSEMBLY	1		1300
	12A 1618	DISTRIBUTOR ASSEMBLY	1		1000 & 1001
	AXE 504	DISTRIBUTOR ASSEMBLY	1		Minimatic
1	GRA 101	Arm—rotor	1		
2	GSC 101	Condensor	1		
3	37H 3981	Terminal—bush and lead	1		
4	GDC 102	Cap—distributor	1		
5	17H 5065	Brush and spring	1		
6	GCS 101	Contact set	1		
7	AXE 652	Plate—base	1		1000, 1001 & Minimatic
7	AXE 653	Plate—base	1		1300
9	37H 4315	Spring—automatic advance	1		1300
9	17H 8865	Spring—automatic advance	1		1000 & 1001
9	27H 6988	Spring—automatic advance	1		Minimatic
10	AXE 654	Cam	1		1000 & 1001
10	AXE 655	Cam	1		1300
10	AXE 662	Cam	1		Minimatic
11	AXE 656	Weight	2		
13	37H 1772	Unit—vacuum	1		1300
13	37H 4118	Unit—vacuum	1		1000 & 1001
13	37H 3972	Unit—vacuum	1		Minimatic
14	AXE 657	Clip—cover	2		
15	3H 2138	Plate—clamping	1		
16	AXE 658	Bushing	1		
17	AXE 659	Dog—driving	1		
18	27H 6547	'O' ring—oil seal	1		
	17H 5106	Set sundries	1 set		
19	HZS 0406	Screw	2		
20	PWZ 104	Washer	2		
21	AXE 282	Cable (H.T.) lead	1		
22	8G 726	Cover—waterproof	1		
23	AXE 111	Cover—protective	1		
24	GCL 101	Coil—ignition	1		
25	8G 727	Cover—coil—waterproof	1		
26	AXE 660	Bracket—coil mounting	1		1000
27	FNZ 105	Nut	2		
28	LWZ 405	Washer—shakeproof	2		
29	PWZ 305	Washer—plain	2		
30	NH 604041	Nut	1		
31	LWZ 304	Washer—spring	1		1000
32	AXE 661	Bolt—clamping	1		
33	37H 4229 M	Pipe—vacuum control—584mm long	A/R		Supplied in multiples of metres
36	12B 2095	Connection—vacuum pipe	2		
34	AXE 109	Bracket	1		1001, 1300 & Minimatic
35	HZS 0506	Bolt	1		

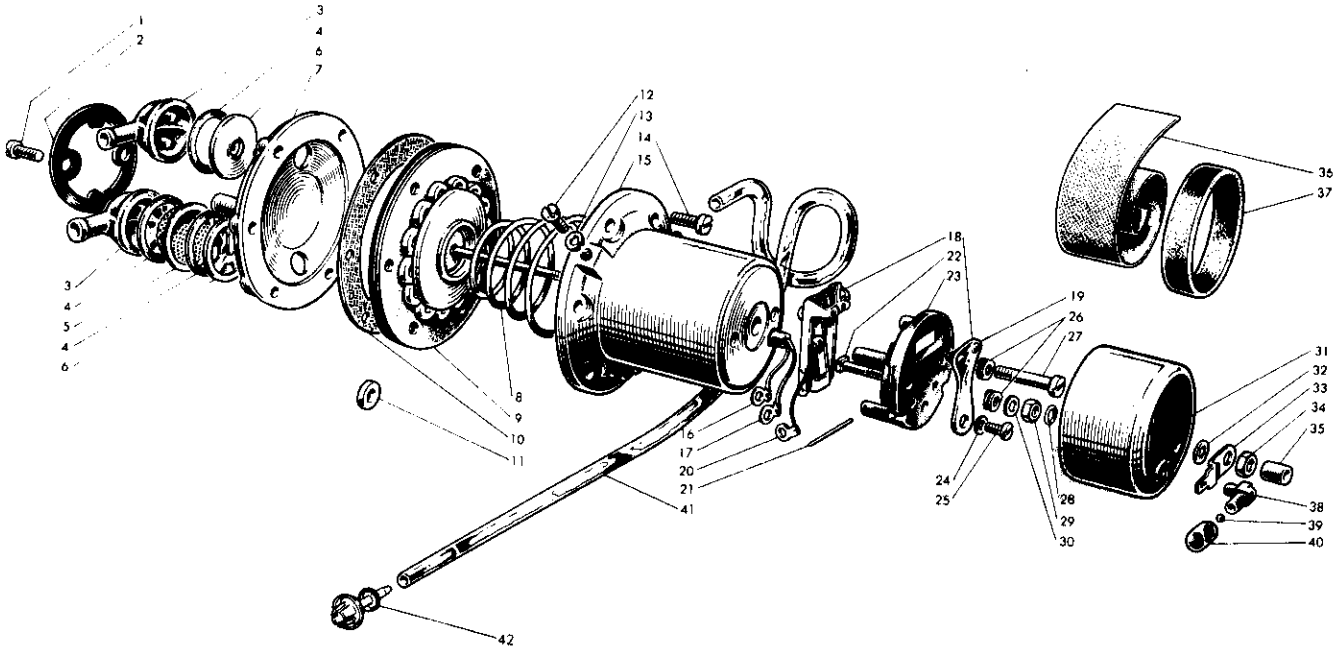


38-39/6-011

III. No.	Part No.	DESCRIPTION	Qty.	Change Point	REMARKS
RADIATOR					
1	AXE 149	RADIATOR ASSEMBLY	1		
2	AXE 153	Cowl—top	1		
3	AXE 154	Cowl—bottom	1		
4	ARA 1117	Screw—cowl	6		
5	PFS 310	Nut	6		
6	AXE 151	Plug—drain	1		
7	GRC 201	Cap—filler	1		1300
8	GRC 111	Cap—filler	1		1000, 1001 & Minimatic
9	AXE 519	Pipe—evaporation	1		
10	AXE 520	Clip	1		
11	14A 7286	Surround—cowling rubber	1		
12	12A 201	Bracket—support—upper	1		1000, 1001 & Minimatic 1300
13	AXE 152	Bracket—support—upper	1		
14	HZS 0507	Screw—bracket to radiator	1		
39	12A 1985	Sleeve—screw	1		
15	WA 110061	Washer—plain	2		
16	11G 227	Grommet	2		
17	12A 293	Bracket—mounting—lower	1		
18	11G 227	Grommet	2		
19	HZS 0507	Screw—bracket to radiator	1		
40	12A 1985	Sleeve—screw	1		
20	WA 110061	Washer—plain	2		
21	HZS 0505	Screw	2		
22	LWZ 305	Washer—spring	2		
23	AXE 150	Tank—expansion	1		1300
24	GRC 111	Cap—tank	1		
25	PTZ 104	Screw	2		
26	LWZ 403	Washer—spring	2		
27	GRH 1002	Hose—radiator—expansion tank	1		
28	ACB 8744	Clip—hose	2		1000, 1001 & Minimatic 1300
29	AXE 122	Strap	1		
30	AXE 521	Hose—top	1		
30	AXE 155	Hose—top	1		1300
31	GRH 240	Hose—bottom	1		
32	AXE 156	Clip—hose	1		
33	12A 361	Bracket—extension—engine mounting	1		
34	HBZ 0534	Bolt	2		1000, 1001 & 1300
35	LWZ 305	Washer—spring	2		
36	12G 1318	Adaptor—mounting plate	1		
37	12G 1319	Screw	1		
38	6K 9012	Washer—lock	1		

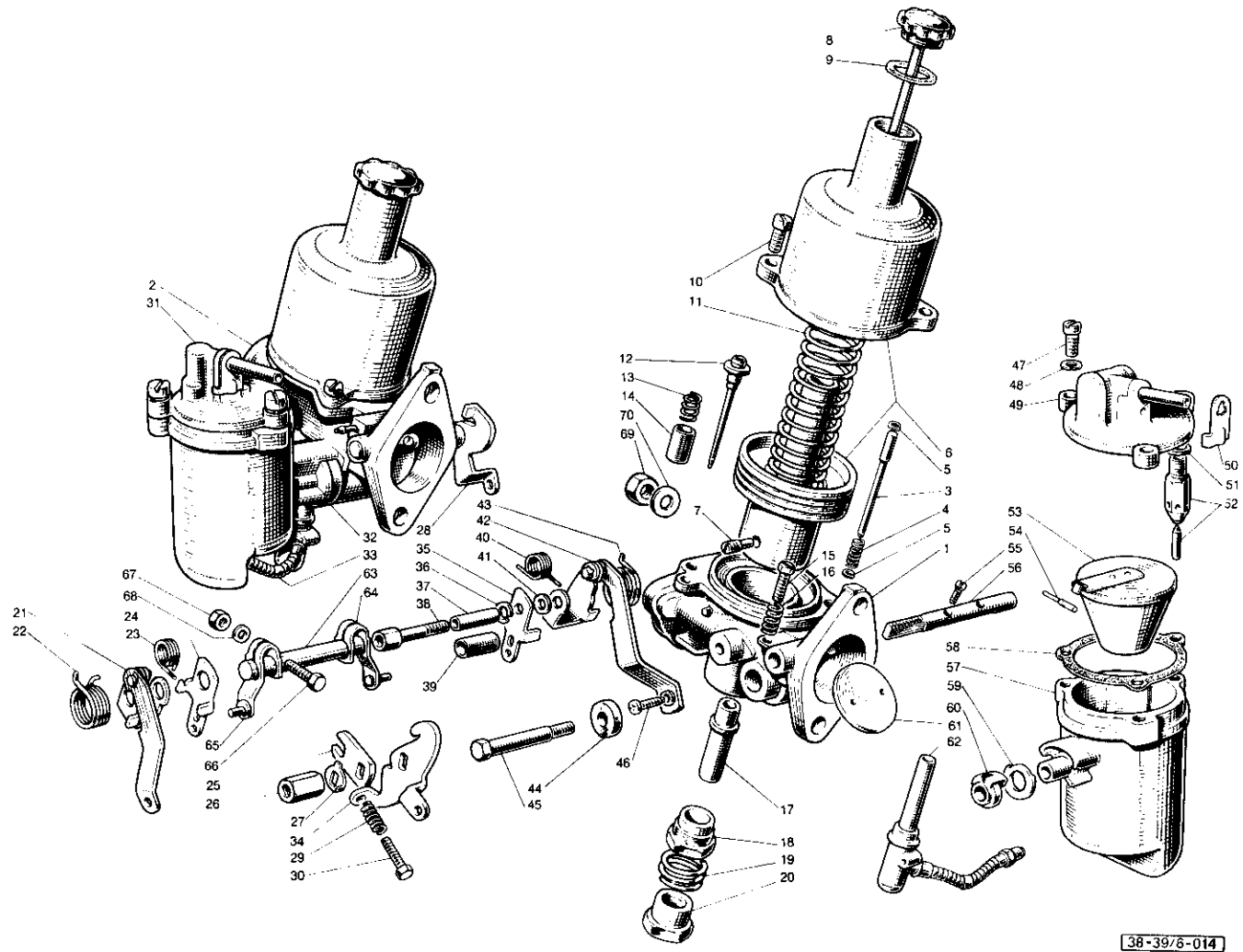


III. No.	Part No.	DESCRIPTION	Qty.	Change Point	REMARKS
FUEL TANK AND FITTINGS					
1	AXE 432	CAP ASSEMBLY—FILLER	1		
2	AXE 436	Washer—sealing	1		
3	14A 7057	Grommet—filler tube	1		
4	HBZ 0516	Bolt	1		
5	WL 600051	Washer—spring	1		
6	2A 2226	Strap—upper	1		
7	2A 2231	Strap—lower	1		
8	HZS 0505	Bolt—strap	2		
9	WL 600051	Washer—spring	2		
10	AXE 522	Tank—fuel	1		1000, 1001 & Minimatic 1300
10	AXE 433	Tank—fuel	1		
11	AXE 434	Pipe—flexible—tank unit	1		
12	21A 632	Clip—pump	1		
13	ACB 9252	Sealing ring	1		
14	ACB 8744	Clip	4		
15	AXE 437	Flexible pipe	1		
16	WL 600051	Washer—spring	1		
17	NH 605041	Nut	1		
18	HZS 0407	Bolt—clip	1		
19	LNZ 204	Nut	1		
20	21A 750	Bracket—pump support	1		
21	HZS 0404	Bolt—bracket	2		
22	LWZ 204	Washer—spring	2		
23	27H 2985	Pipe—vent—fuel tank—787.4 mm (31") long	1		
24	AXE 663	Grommet—pipe	1		
25	AXE 308	UNIT—FUEL TANK (BORLETTI)	1] Alternatives
25	AXE 309	UNIT—FUEL TANK (JAEGER)	1		
26	AXE 145	Washer—sealing (Borletti)	1] Alternatives
26	AXE 439	Washer—sealing (Jaeger)	1		
27	AXE 128	Bolt—tank unit	6		
28	AXE 133	Washer—plain	6		
29	AXE 523	Hose—flexible—pipe to carburetter	1		1000, 1001 & Minimatic 1300
29	AXE 435	Hose—flexible—pipe to carburetter	1		
31	AXE 49	Grommet—fuel pipe	1		
32	AXE 431	Pipe—fuel—tank to flexible hose	1		
33	6K 838	Sleeve—pipe	7		
34	2H 35	Ring—rubber	1		



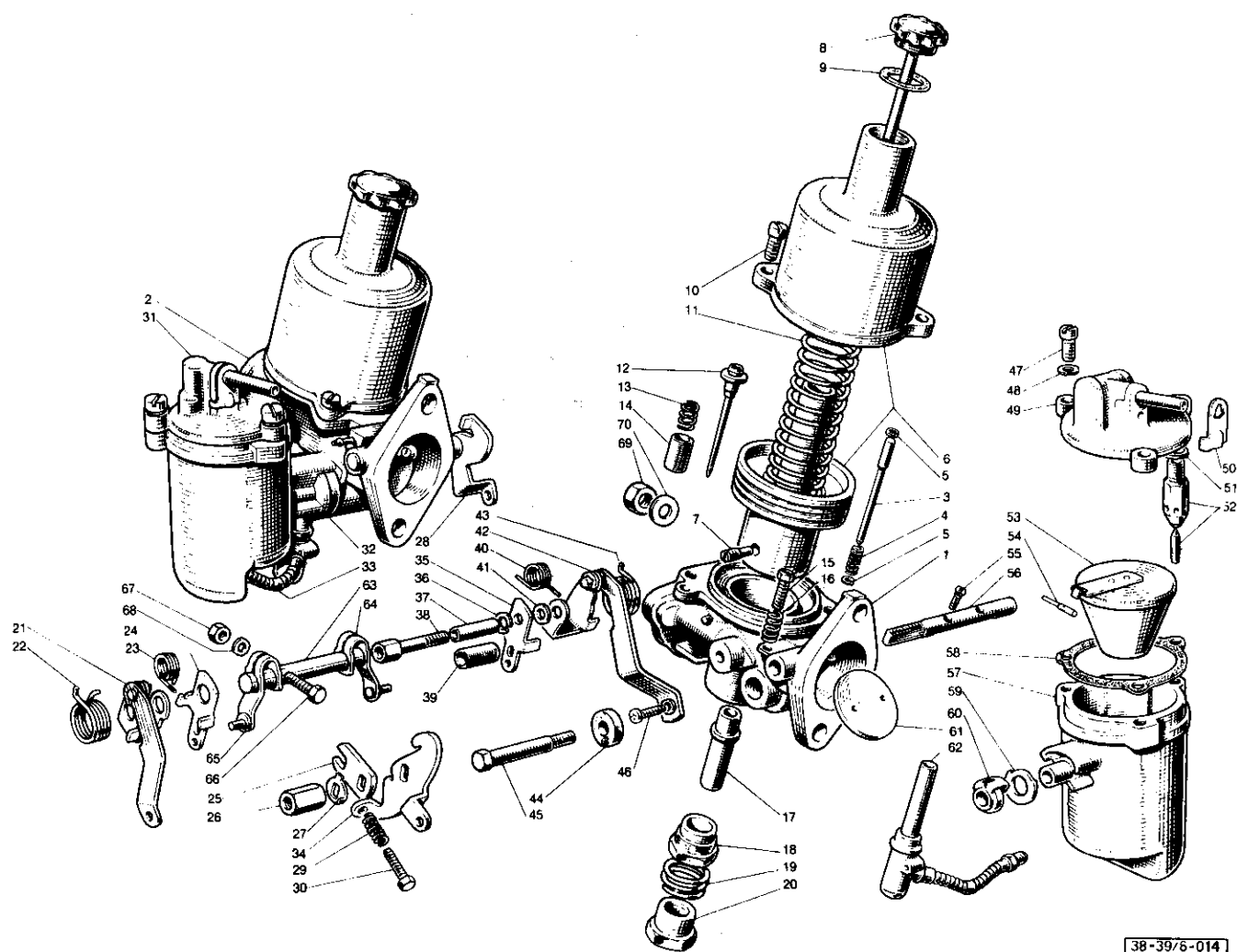
38-39-014

III. No.	Part No.	DESCRIPTION	Qty.	Change Point	REMARKS
FUEL PUMP					
	AUF 214	PUMP ASSEMBLY—FUEL	1		
1	AUA 1453	Screw—plate	2		
2	AXE 635	Plate	1		
3	AUB 663	Banjo	2		
4	AUB 676	Washer—sealing	3		
5	AUB 617	Filter	1		
6	AUB 6062	Valve	2		
7	AUB 613	Body	1		
8	AUB 758	Spring—armature	1		
9	AUB 6097	Diaphragm	1		
10	AUB 849	Washer—sealing	1		
11	AUB 794	Roller	11		
12	AUA 699	Screw—earth	1		
13	AUA 585	Washer—spring	1		
14	AXE 636	Screw—coil	6		
15	AUB 6080	HOUSING—COIL	1		
16	AXE 637	Tag—terminal	1		
17	AXE 638	Tag—terminal	1		
18	AUB 6106	ROCKER AND BLADE	1		
19	AUA 6036	Blade	1		
20	AXE 638	Tag—terminal	1		
21	AUA 1435	Spindle—contact breaker	1		
22	AXE 639	Screw—terminal	1		
23	88G 534	Pedestal	1		
24	AXE 640	Washer—spring	1		
25	AUC 5047	Screw	1		
26	AUA 1863	Washer—spring	3		
27	AUA 1459	Screw—pedestal	2		
28	AXE 641	Washer	1		
29	AUA 1661	Nut—recessed	1		
30	AUA 1662	Washer—lead	1		
31	AUE 399	Cover—end	1		
32	AXE 642	Washer—spring	1		
33	AUA 692	Connector—Lucar	1		
34	AUA 878	Nut—cover	1		
35	AXE 643	Sleeve—insulating	1		
36	NSP				
37	AUB 716	Ring—sealing	1		
38	AXE 644	Valve—ventilator	1		
39	AXE 645	Ball—valve	1		
40	AXE 646	Cap—ventilator	1		

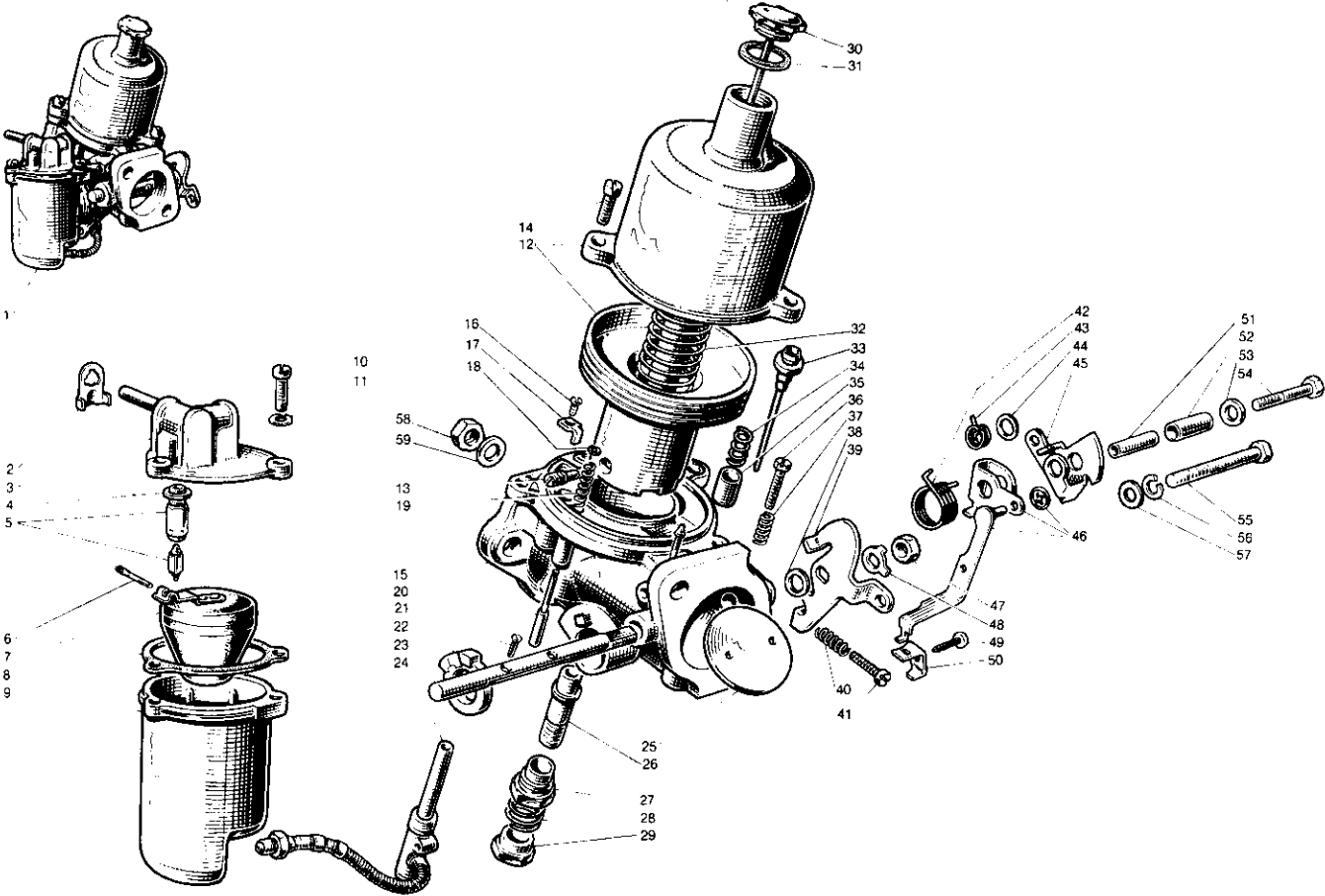


38-39/8-014

III. No.	Part No.	DESCRIPTION	Qty.	Change Point	REMARKS
CARBURETTER					
CARBURETTER—COOPER 1300					
	AXE 140	CARBURETTER ASSEMBLY—LEFT	1		
	AXE 139	CARBURETTER ASSEMBLY—RIGHT	1		
1	AUD 9990	Body—left	1		
2	AUD 9996	Body—right	1		
3	AUC 8464	Pin—piston lift	2		
4	AUC 1151	Spring—pin	2		
5	AUC 1250	Circlip	4		
6	AXE 142	Chamber and piston	2		
7	AUD 3308	Screw—needle locking	2		
8	AUC 8103	Cap and damper	2		
9	AUC 4900	Washer (fibre)	2		
10	AUC 5156	Screw—chamber to body	4		
11	AUC 4587	Spring—piston	2		
12	CUD 1013	Needle	2		
13	AUD 3306	Spring	2		
14	AUD 3836	Guide—needle	2		
15	AUC 8483	Screw—throttle stop	2		
16	AUC 2451	Spring	2		
17	AUD 3414	Bearing—jet	2		
18	AUC 2002	Screw—jet locking	2		
19	AUC 2114	Spring—jet locking	2		
20	AUC 8461	Screw—jet adjusting	2		
21	CUD 2687	Lever—link	1		
22	AUC 1375	Spring—pick-up lever—right	1		
23	AUD 2431	Spring—cam lever—right	1		
24	AUD 3288	Lever—cam—right	1		
25	AUC 1400	Lever—lost motion	2		
26	AUC 1424	Nut	2		
27	AUD 3323	Washer—tab	2		
28	AUD 2101	Lever—right	1		
29	AUC 2451	Spring—screw	2		
30	AUC 8483	Screw—throttle stop	2		
31	AUD 9203	Lid—float chamber—right	1		
32	AUC 1336	Grommet (rubber)	1		
33	AUD 9142	Jet—right	1		

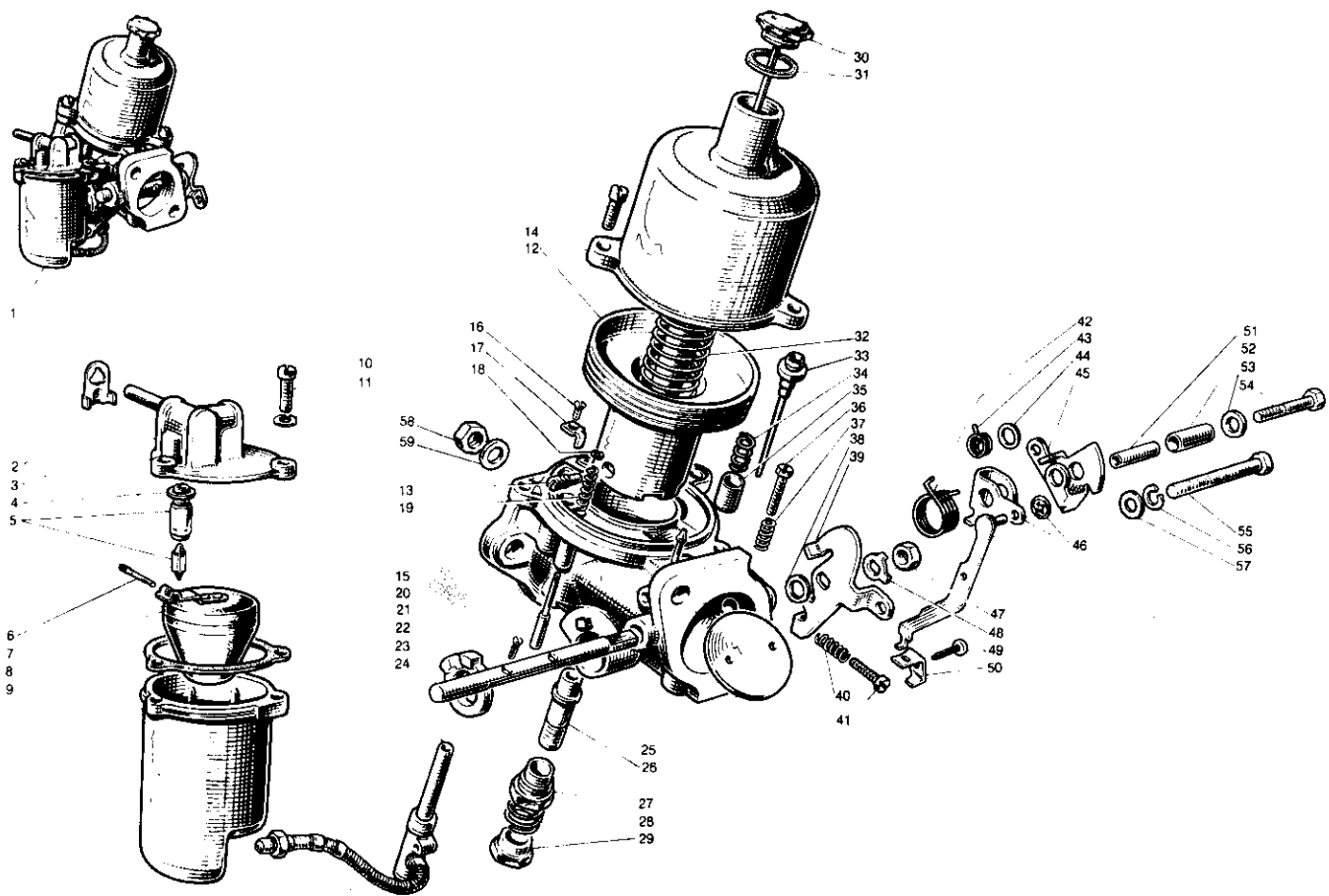


III. No.	Part No.	DESCRIPTION	Qty.	Change Point	REMARKS
CARBURETTER—COOPER 1300—continued					
34	AUC 1145	Lever—throttle—left	1		
35	AUD 3287	Lever—cam—left	1		
36	AUD 2429	Washer	2		
37	AUC 8473	Tube—pivot bolt	2		
38	AUC 1426	Bolt—pivot	2		
39	AUD 2430	Tube—outer	2		
40	AUD 2432	Spring—cam lever—left	1		
41	AUD 2433	Washer—distance	2		
42	CUD 2686	Lever—link—pick-up—left	1		
43	AUC 8462	Spring—pick-up lever—left	1		
44	AUC 1318	Washer (rubber)	2		
45	AUD 2891	Bolt—float chamber	2		
47	AUC 2175	Screw—chamber to body	6		
46	AXE 752	Screw—lever	2		
48	LWZ 303	Washer	6		
49	AUD 9258	Lid—float chamber—left	1		
50	AUC 1215	Plate—baffle—lid	2		
51	AXE 28	Washer	2		
52	AUD 9095	Needle and seat	2		
53	AUD 9904	Float	2		
54	AUC 1152	Pin—hinge	2		
55	AUC 1358	Screw—disc	4		
56	AUC 8469	Spindle—throttle	2		
57	AUC 1310	Chamber—float	2		
58	AUC 8459	Gasket	2		
59	AUC 1329	Washer—support	2		
60	AUC 1316	Grommet	1		
61	AUC 2169	Disc—throttle	2		
62	AUD 9141	Jet—left	1		
63	AUC 1461	Rod—jet connecting	1		
64	AUE 587	LEVER ASSEMBLY	1		
65	AUE 586	LEVER ASSEMBLY	1		
66	AUC 2694	Bolt—lever to spindle	2		
67	AJD 8012 Z	Nut	2		
68	AUC 8396	Washer—steel	2		
69	FNZ 206	Nut	4		
70	LWZ 406	Washer—spring	4		



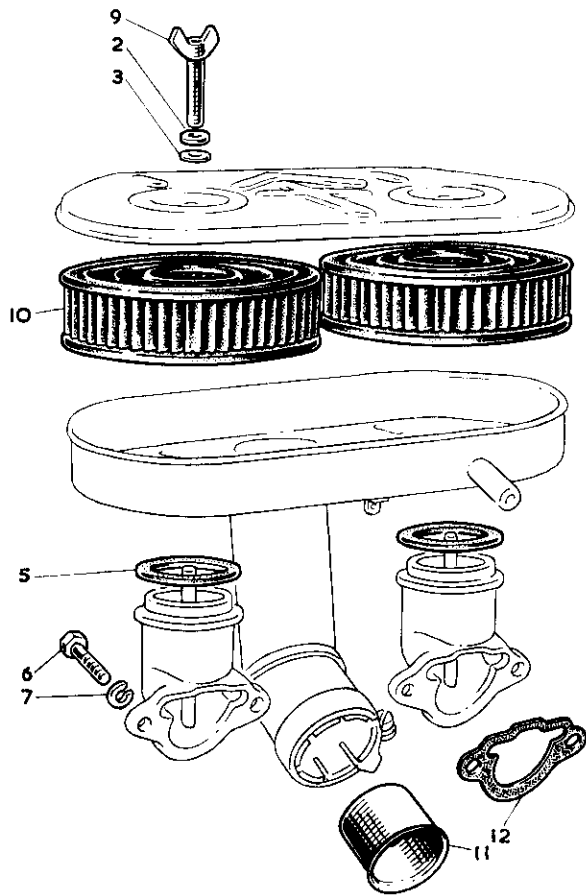
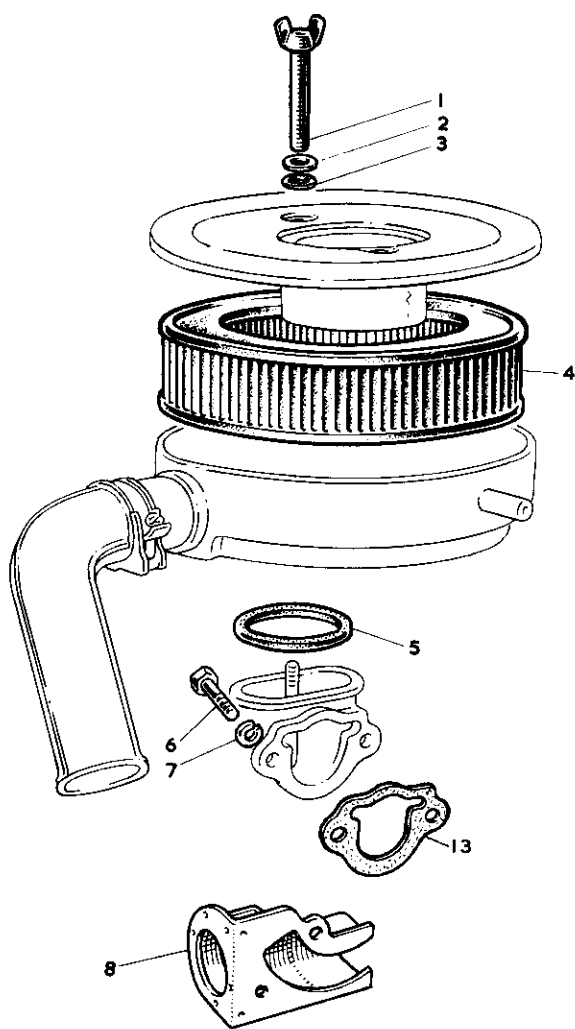
38-39/6-013

III. No.	Part No.	DESCRIPTION	Qty.	Change Point	REMARKS
CARBURETTER—1000, 1001 & MINIMATIC					
1	AXE 495	CARBURETTER ASSEMBLY	1		1000 & 1001
1	AXE 505	CARBURETTER ASSEMBLY	1		Minimatic
15	CUD 2111	BODY	1		1000 & 1001
15	CUD 2143	BODY	1		Minimatic
16	AXE 632	Screw—key	1		
17	AXE 633	Key	1		
20	AUC 1249	Pin—piston lift	1		
19	AUC 1151	Spring—pin	1		
18	AUC 1250	Circlip	2		
12	AXE 496	Chamber and piston	1		1000 & 1001
12	AXE 506	Chamber and piston	1		Minimatic
13	AUD 3308	Screw—needle locking	1		1000 & 1001
13	AUC 2057	Screw—needle locking	1		Minimatic
30	AUC 8103	Cap and damper	1		
31	AUC 4900	Washer (fibre)	1		
14	AUC 5156	Screw—chamber to body	2		
32	AUC 4387	Spring—piston—Red	1		
33	CUD 1015	Needle—AAR	1		1000 & 1001
33	AUD 1522	Needle—DL (rich)	1] Minimatic
33	AXE 507	Needle—C2 (normal)	1		
33	AUD 1468	Needle—GY (weak)	1		
34	AUD 3306	Spring	1		
35	AUD 3836	Guide—needle	1		
36	AUC 8483	Screw—throttle stop	1		
37	AUC 2451	Spring	1		
26	AUD 3414	Bearing—jet	1		1000, 1001 & 1300
26	AUC 8460	Bearing—jet	1		Minimatic
27	AUC 2002	Screw—jet locking	1		
28	AUC 2114	Spring—jet locking	1		
29	AUC 8461	Screw—jet adjusting	1		
42	AUC 1375	Spring—pick-up lever	1		
48	AUD 3323	Washer—tab	1		
40	AUC 2451	Spring—screw	1		
41	AUC 8483	Screw—throttle stop	1		
3	AUD 9203	Lid—float chamber	1		
24	AUD 9451	Jet assembly	1		



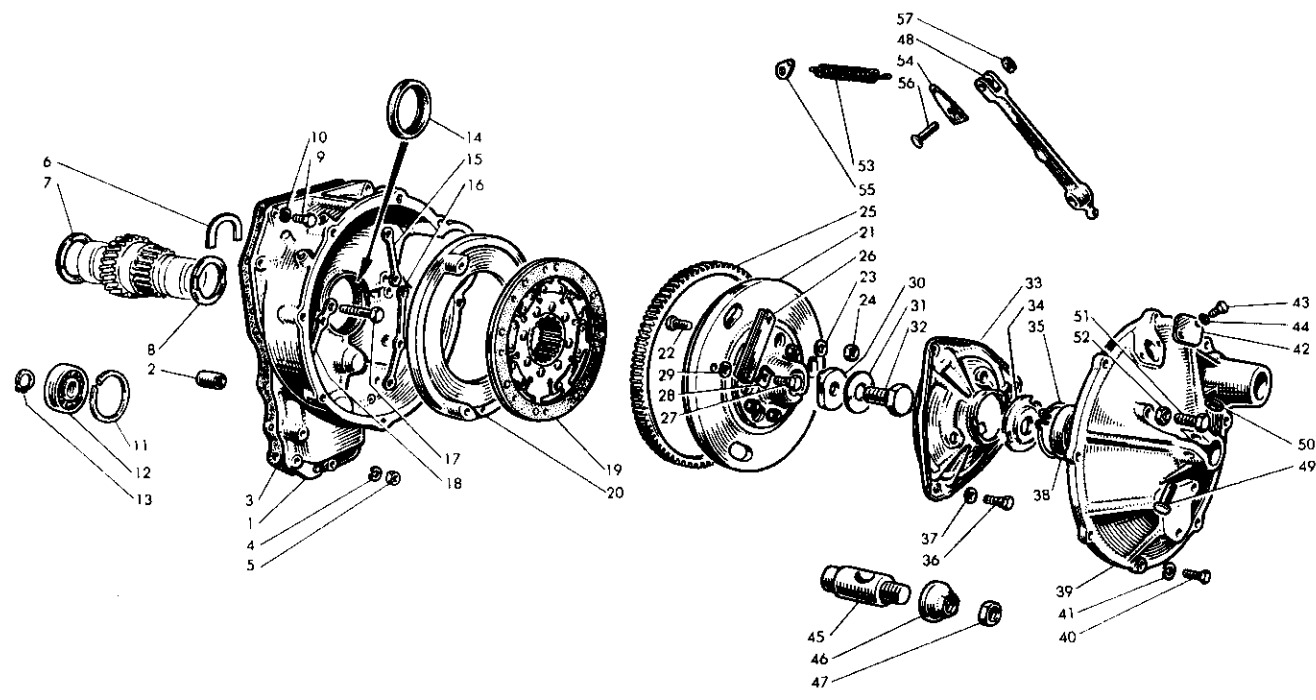
38-39/6-013

Ill. No.	Part No.	DESCRIPTION	Qty.	Change Point	Remarks
CARBURETTER—1000, 1001 & MINIMATIC—continued					
39	AUD 2787	Lever—throttle return	1		
45	AUD 2859	Lever—cam	1		
44	AUD 2429	Washer	1		
51	AUC 8473	Tube—pivot bolt	1		
54	AUC 8400	Bolt—pivot	1		
52	AUD 2430	Tube—outer	1		
43	AUD 2432	Spring—cam lever	1		
53	AUD 2433	Washer—distance	1		
46	AUD 9663	Lever and link—pick-up	1		
10	AUC 2175	Screw—chamber to body	3		
11	LWZ 303	Washer—spring	3		
4	AXE 28	Washer—needle and seat	1		
5	AUD 9095	Needle and seat	1		1000 & 1001 Minimatic
5	AUD 9096	Needle and seat	1		
7	AUD 9904	Float	1		
6	AUC 1152	Pin—hinge	1		
21	AUC 1358	Screw—disc	2		
9	AUC 1310	Chamber—float	1		
8	AUC 8459	Gasket	1		
25	AUC 3116	Disc—throttle	1		
23	AUC 1302	Spindle—throttle	1		
22	AUD 2676	Adaptor (rubber)	1		
38	AUC 2625	Washer—spacing	1		
47	AJD 8104Z	Nut—bolt	1		
49	PJP 604	Screw—link	1		
50	AUD 2428	Bracket—jet link	1		
2	AUC 1215	Plate—baffle	1		
55	BH 504161	Bolt	1		
56	LWZ 304	Washer—spring	1		
57	WA 106041	Washer—plain	1		
58	NH 605041	Nut	2		
59	WE 600051	Washer—lock	2		



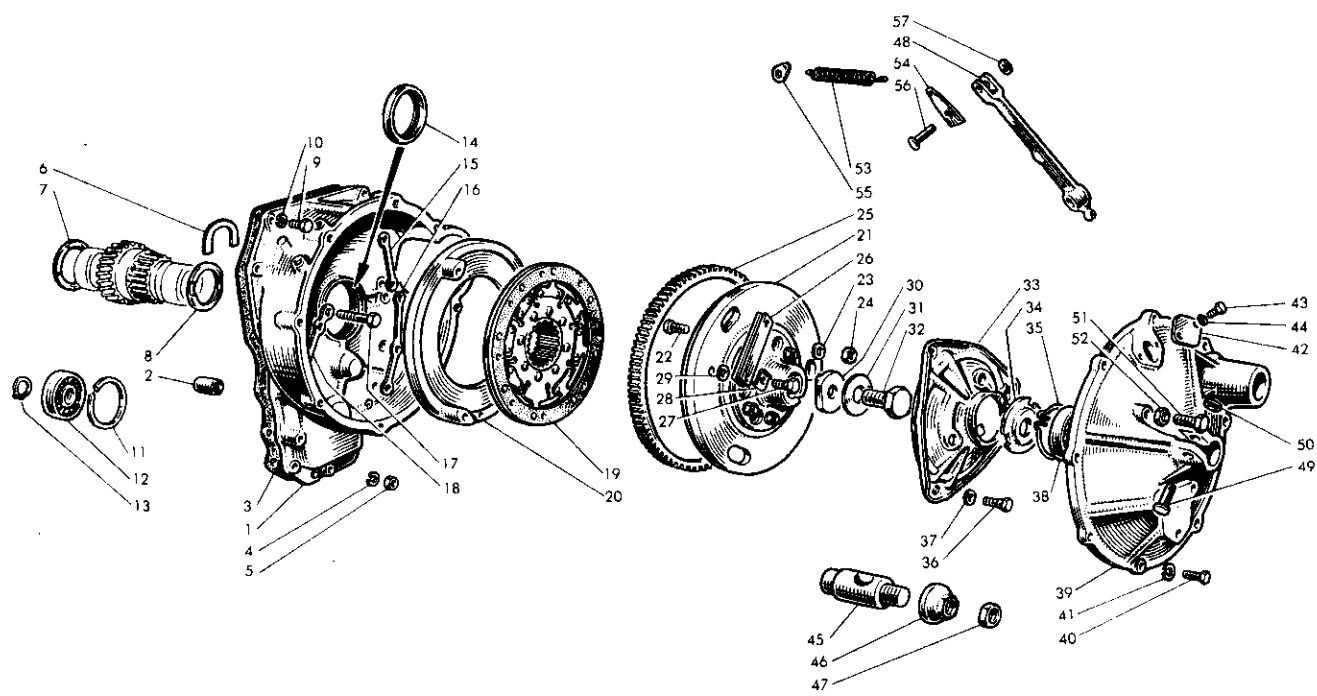
38-39/6-015

III. No.	Part No.	DESCRIPTION	Qty.	Change Point	Remarks
AIR CLEANER					
	8G 2639	CLEANER—AIR AND SILENCER ASSEMBLY	1		1000, 1001 & Minimatic
1	12G 1811	Nut—wing	2		
3	12A 1437	Washer (fibre)	2		
4	GFE 1008	Element	2		
5	12A 1433	Washer (rubber)	2		1300
	12G 2294	CLEANER—AIR SILENCER ASSEMBLY	1		
9	12G 2705	Nut—wing	2		
3	12A 1437	Washer (fibre)	2		
10	GFE 1038	Element	2		1300
5	12A 1433	Washer (rubber)	2		
11	AXE 634	Tube—inlet	1		
13	12G 2125	Gasket	1		
12	12H 862	Gasket	2		1300 Quantity reduced for 1000, 1001 & Minimatic
6	53K 225	Screw	4/2		
7	LWZ 305	Washer—spring	4/2		
2	12A 1436	Washer—steel	2		
8	12G 2366	Duct—warm air	1		1000, 1001 & Minimatic



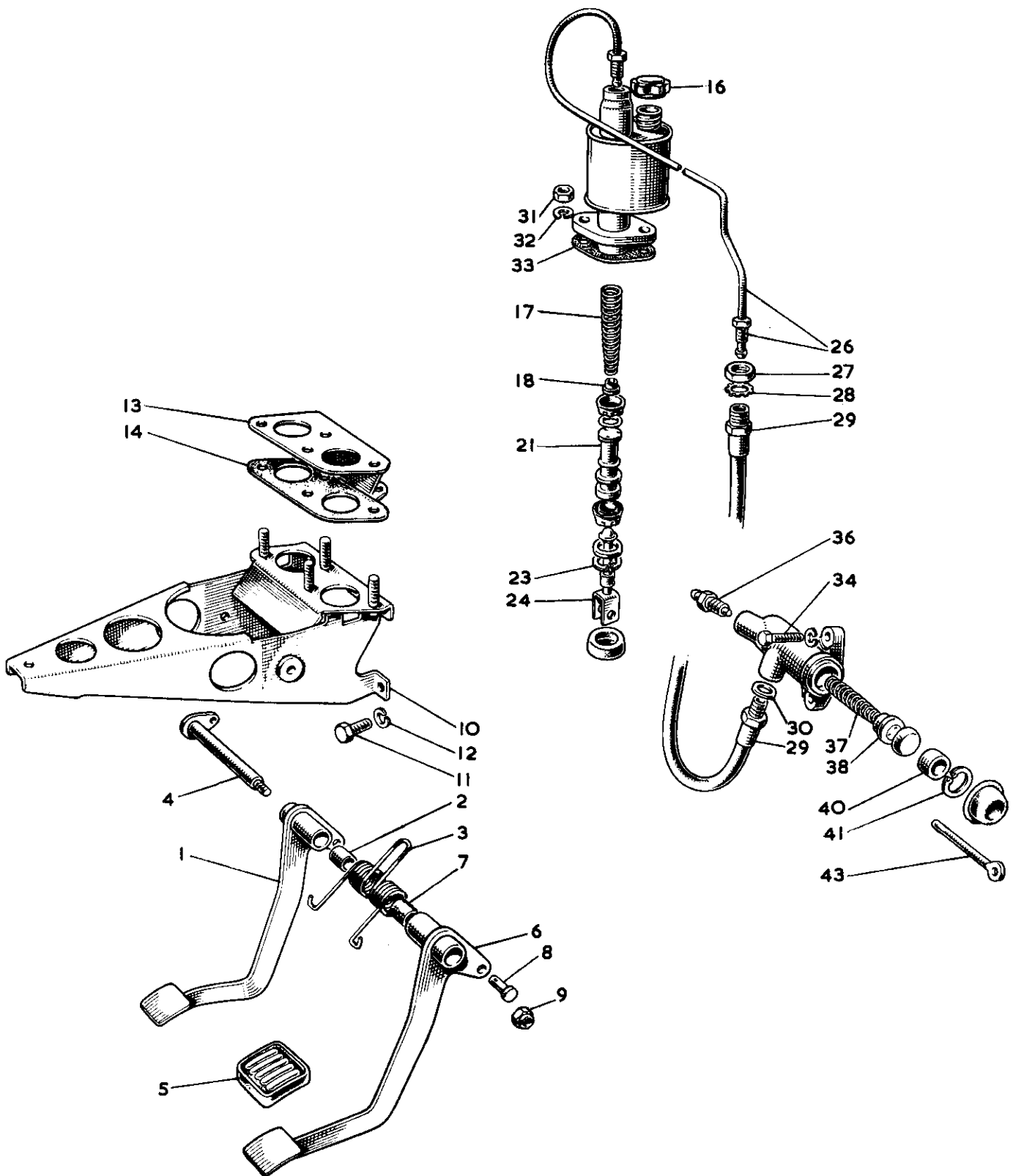
38-39-018

III. No.	Part No.	DESCRIPTION	Qty.	Change Point	REMARKS
FLYWHEEL AND CLUTCH					
1	22G 1837	HOUSING-FLYWHEEL	1		1000, 1001 & 1300
2	13H 7848	Bearing-needle roller (caged)	1		
3	22A 540	Gasket	1		
4	LWZ 305	Washer-spring	4		
5	FNZ 505	Nut	9		
6	22A 319	Washer-thrust-output bearing-rear	1		1000 & 1001
7	22A 322	Washer-thrust-2.84 to 2.89 mm	A/R		
	22A 323	Washer-thrust-2.89 to 2.94 mm	A/R		
	22A 324	Washer-thrust-2.94 to 2.99 mm	A/R		
	22A 450	Washer-thrust-2.99 to 3.04 mm	A/R		
	2A 3521	Lock washer	1		1300
7	22A 546	Washer-thrust-2.84 to 2.89 mm	A/R		
	22A 547	Washer-thrust-2.89 to 2.94 mm	A/R		
	22A 548	Washer-thrust-2.94 to 2.99 mm	A/R		
	22A 549	Washer-thrust-2.99 to 3.04 mm	A/R		
8	88G 549	Ring-backing	1		1000, 1001 & 1300
9	HZS 0508	Screw	3		
10	LWZ 305	Washer-spring	3		
11	2A 3643	Ring-spring	1		
12	13H 6080	Bearing-roller-1st motion shaft	1		
13	CCN 110	Circlip	1		1000, 1001
14	13H 2934	Seal-oil	1		
15	2A 3521	Washer-lock	1		
16	22A 1762	Washer-tab	1		
17	HBZ 0514	Screw	3		
18	22A 1761	Washer-tab	1		1000 & 1001 1300
19	GCP 101	Plate-clutch driven	1		
20	22A 598	Plate-clutch pressure	1		
21	12G 3014	FLYWHEEL ASSEMBLY	1		
21	12G 3011	FLYWHEEL ASSEMBLY	1		
22	22A 56	Screw-hub	6		1000, 1001 & 1300
23	LWZ 406	Washer-plain	6		
24	FNZ 506	Nut	6		
25	12G 676	Ring-starter gear	1		
26	2A 3658	Strap-driving	6		
27	2A 3659	Screw-strap to flywheel	3		1000, 1001 & 1300
28	2A 3512	Washer-lock	3		
29	PWZ 106	Washer-plain	3		
30	88G 508	Key-flywheel to crankshaft	1		
31	22A 1155	Washer-lock	1		
32	22A 747	Screw	1		

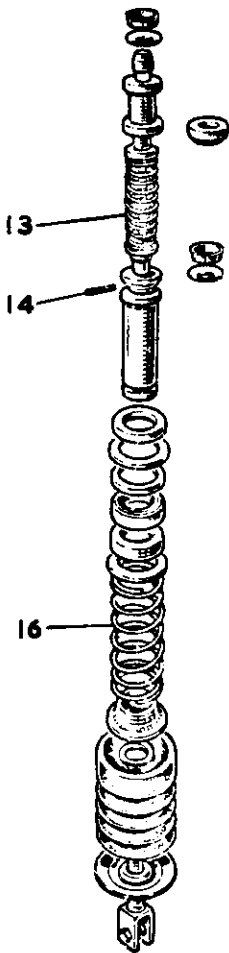
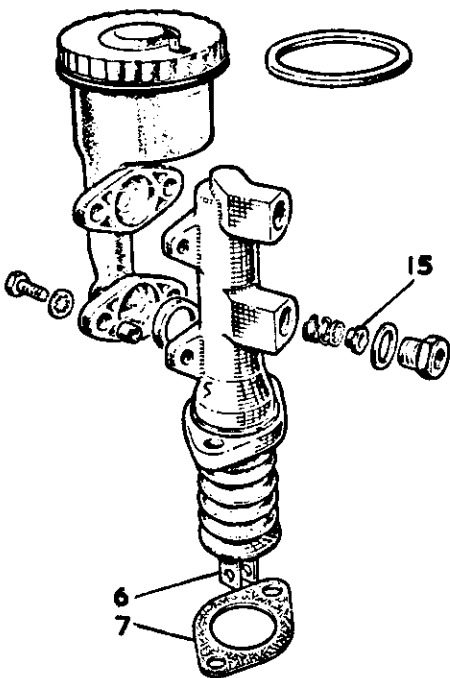
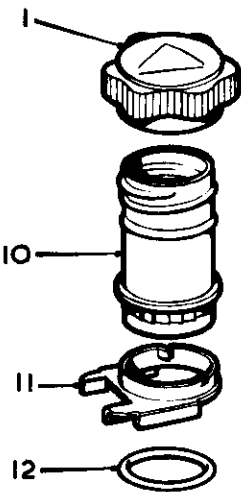
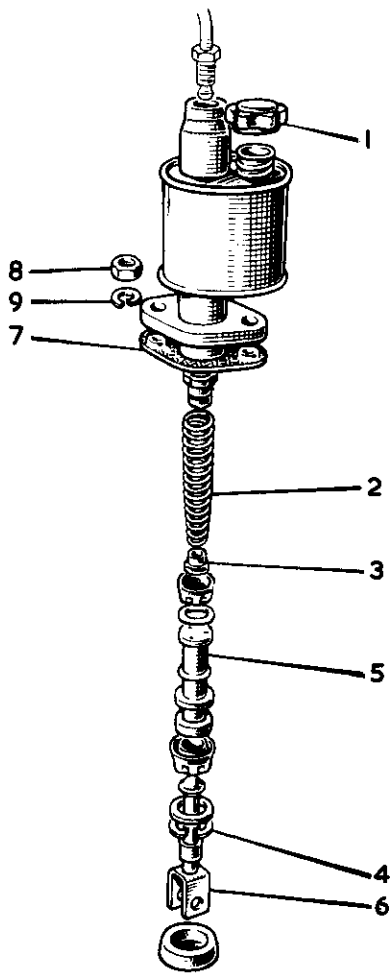


38-39-018

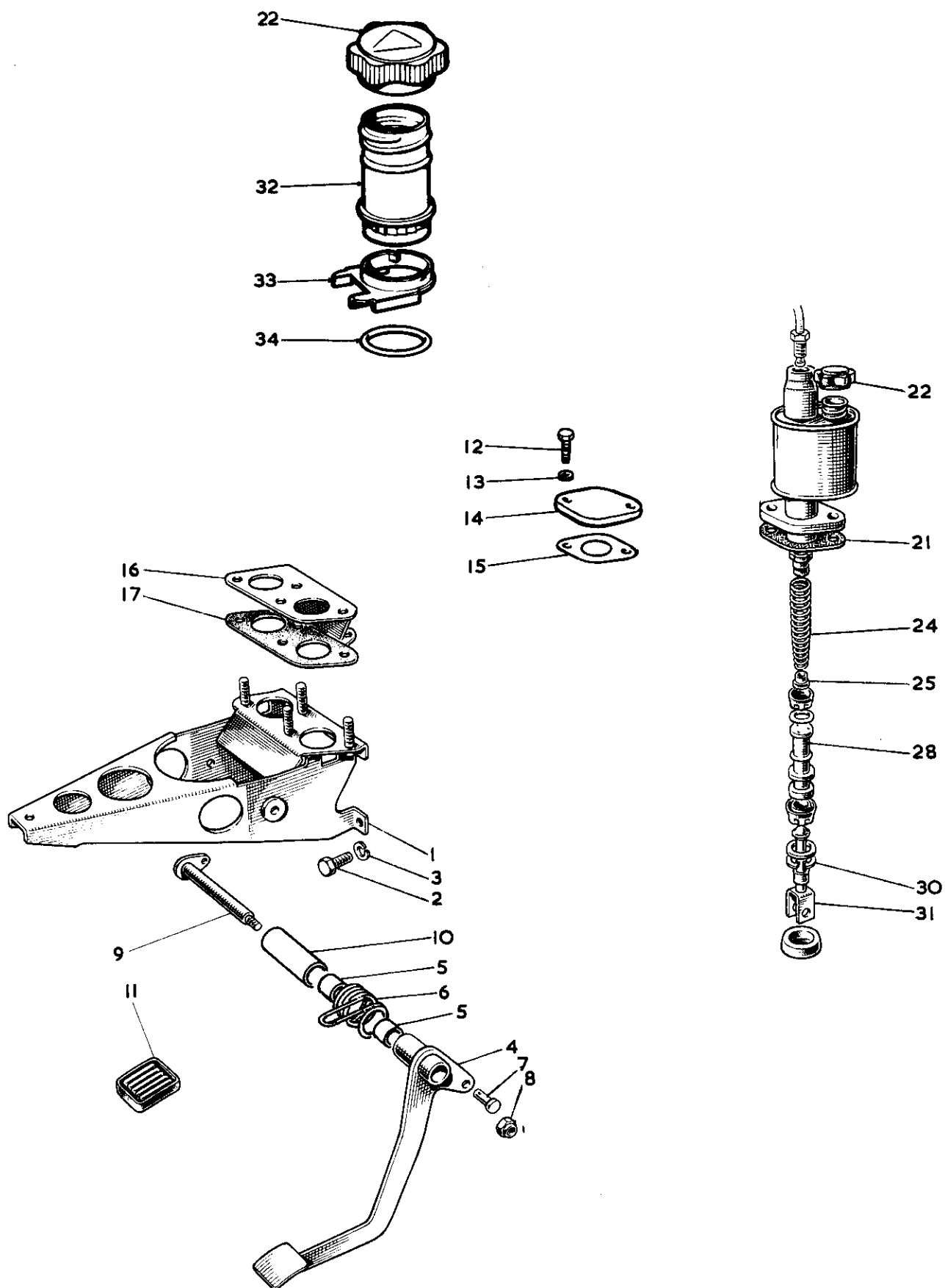
III. No.	Part No.	DESCRIPTION	Qty.	Change Point	REMARKS
FLYWHEEL AND CLUTCH—continued					
33	GCC 102	HOUSING ASSEMBLY—DIAPHRAGM SPRING	1		1000 & 1001
34	22G 364	Plate—release	1		
33	GCC 103	HOUSING ASSEMBLY—DIAPHRAGM SPRING	1		1300
34	22G 1152	Plate—release	1		
35	22A 921	Circlip	1		1000, 1001 & 1300
36	2A 3657	Screw—housing to plate	3		
37	LWZ 406	Washer—plain	3		
38	GRB 201	Bearing—clutch release	1		
39	88G 300	Cover—clutch	1		
40	53K 146	Screw—cover	8		
41	LWZ 305	Washer—spring	8		
42	2A 3635	Cover—timing hole	1		
43	HZS 0404	Screw	2		
44	LWZ 304	Washer—spring	2		
45	22A 180	Plunger—clutch throw-out	1		
46	22A 427	Stop—plunger	1		
47	FNZ 210	Nut	1		
48	2A 3518	Lever—clutch withdrawal	1		
49	CLZ 0628	Pin—clevis	1		
50	WA 110061	Washer—plain	1		
51	HZS 0409	Screw	1		
52	FNZ 604	Nut	1		
53	1G 5999	Spring—clutch withdrawal lever	1		
54	2A 3601	Anchor—spring—lever end	1		
55	2A 3600	Anchor—spring—cylinder end	1		
56	CLZ 0518	Pin—clevis	1		
57	PWZ 105	Washer—plain	1		



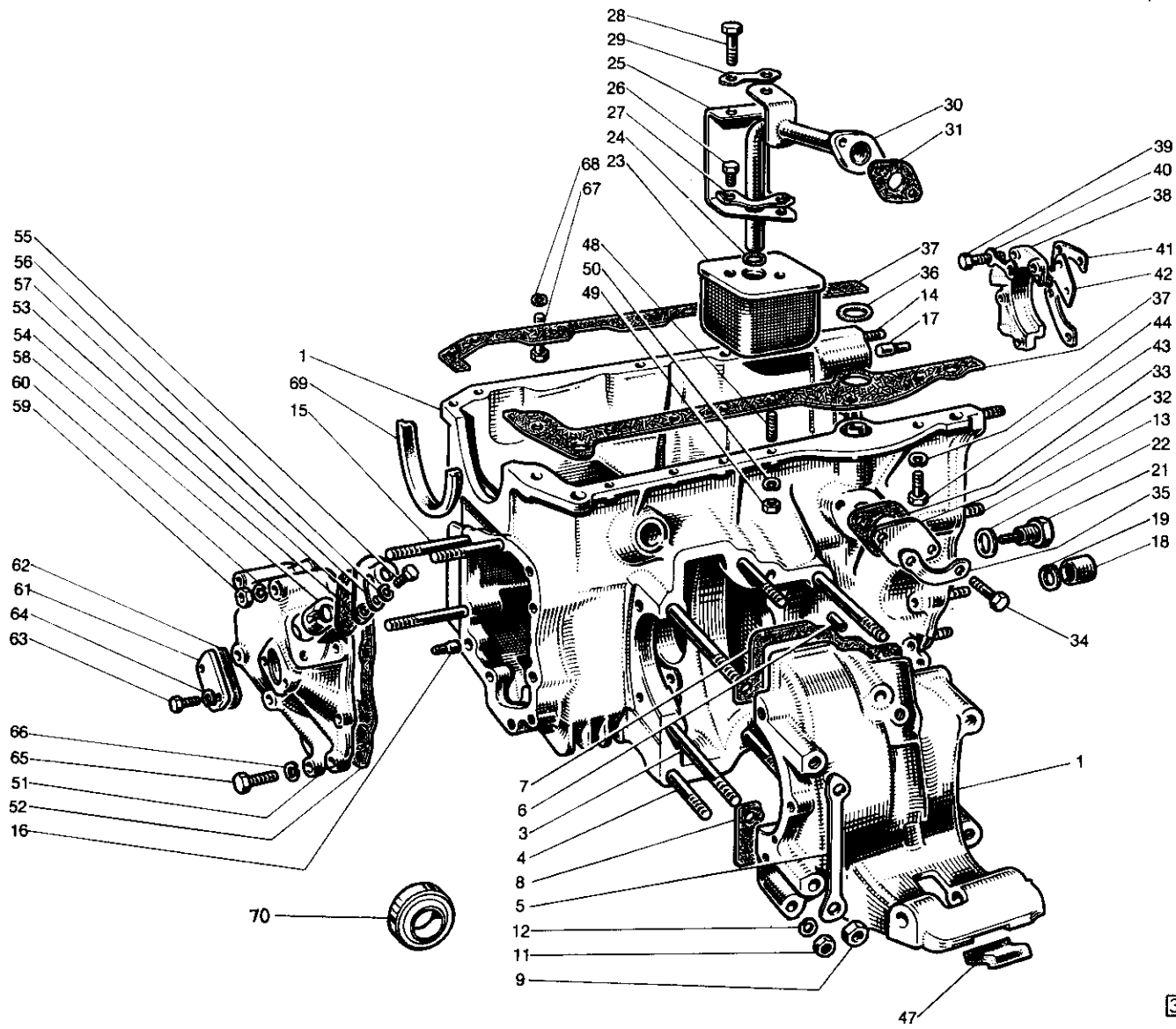
III No.	Part No.	DESCRIPTION	Qty.	Change Point	REMARKS
MASTER CYLINDER AND PEDALS					
1	2A 5866	PEDAL ASSEMBLY—CLUTCH	1		1000
1	AXE 410	PEDAL ASSEMBLY—CLUTCH	1		1001 & 1300
2	2A 3034	Bush	2] 1000, 1001 & 1300
3	2A 5652	Spring—pedal return	1		
4	2A 5880	Shaft—brake and clutch pedal	1		
5	2A 5865	Pad—pedal rubber	2		1000
5	AXE 414	Pad—pedal rubber	2		1001 & 1300
6	AXE 462	PEDAL ASSEMBLY—BRAKE	1		1000
6	AXE 412	PEDAL ASSEMBLY—BRAKE	1		1001 & 1300
7	2A 3034	Bush	2] 1000, 1001 & 1300
8	AXE 417	Pin—clevis	2		
9	LNZ 205	Nut	1		
10	21A 2467	Bracket—brake and clutch	1		
11	AXE 418	Screw	2		
12	WL 600051	Washer—spring	2		
13	AXE 3	Plate—adaptor	1		
14	ALA 6598	Gasket—plate (rubber)	1		
	21A 2063	CYLINDER ASSEMBLY—CLUTCH MASTER	1		
16	17H 6861	Cap—filler	1		
17	27H 7751	Spring—piston return	1		
18	17H 7554	Retainer spring	1		
21	AXE 757	Piston	1		
23	17H 7560	Circlip	1		
24	AXE 758	Push-rod	1		
	8G 8424	Kit—repair	1		Supplied in 7 metre rolls
26	37H 7147 M	Pipe—master cylinder to hose	A/R		1000, 1001 & 1300
	3H 2249	Nut—tube	1] 1000, 1001 & 1300
27	2K 8686	Nut—lock	1		
28	LWZ 510	Washer	1		
29	13H 300	Hose	1		
30	3H 2287	Washer—flexible hose	1		
31	FNZ 505	Nut	2		
32	LWZ 405	Washer—spring	2		
33	31G 279	Gasket—master cylinder	1		
34	ZCS 0610	Screw	2		
	22A 233	CYLINDER ASSEMBLY—CLUTCH OPERATING	1		
36	3H 2428	Screw—bleed	1		
37	17H 7580	Spring—cup filler	1		
38	17H 7540	Filler—piston cup	1		
40	17H 7841	Piston	1		
41	AAA 81	Circlip	1		
	8G 8446	Kit—repair	1		
43	13H 396	Push-rod	1		



Ill. No.	Part No.	DESCRIPTION	Qty.	Change Point	Remarks
MASTER CYLINDER AND PEDALS—continued					
	GMC 106	CYLINDER ASSEMBLY—BRAKE MASTER	1		1000 & 1001
1	17H 6861	Cap—filler	1		
2	27H 7751	Spring—piston return	1		
3	17H 7554	Retainer—spring	1		
4	17H 7560	Circlip			
5	AXE 759	Piston	1		
6	37H 2769	Push-rod	1		
7	31G 840	Gasket—master cylinder	1		
	8G 8689	Kit—repair	1		
8	FNZ 505	Nut	2		
9	LWZ 405	Washer—spring	2		
10	BHA 4661	Tank (plastic)—fluid	1		France, Belgium & Holland
11	BHA 4660	Clip—locking	1		
12	BCA 4964	Ring—sealing—fluid reservoir	1		
	37H 2768	CYLINDER ASSEMBLY—BRAKE MASTER	1		1300
13	37H 2763	Spring—piston return	1		
14	27H 8442	Pin—link retaining	1		
15	27H 8453	Body—trap valve	2		
16	37H 2764	Spring—primary—piston return	1		
6	37H 2769	Push-rod	1		
7	31G 840	Gasket—master cylinder	1		
	18G 8638	Kit—repair	1		

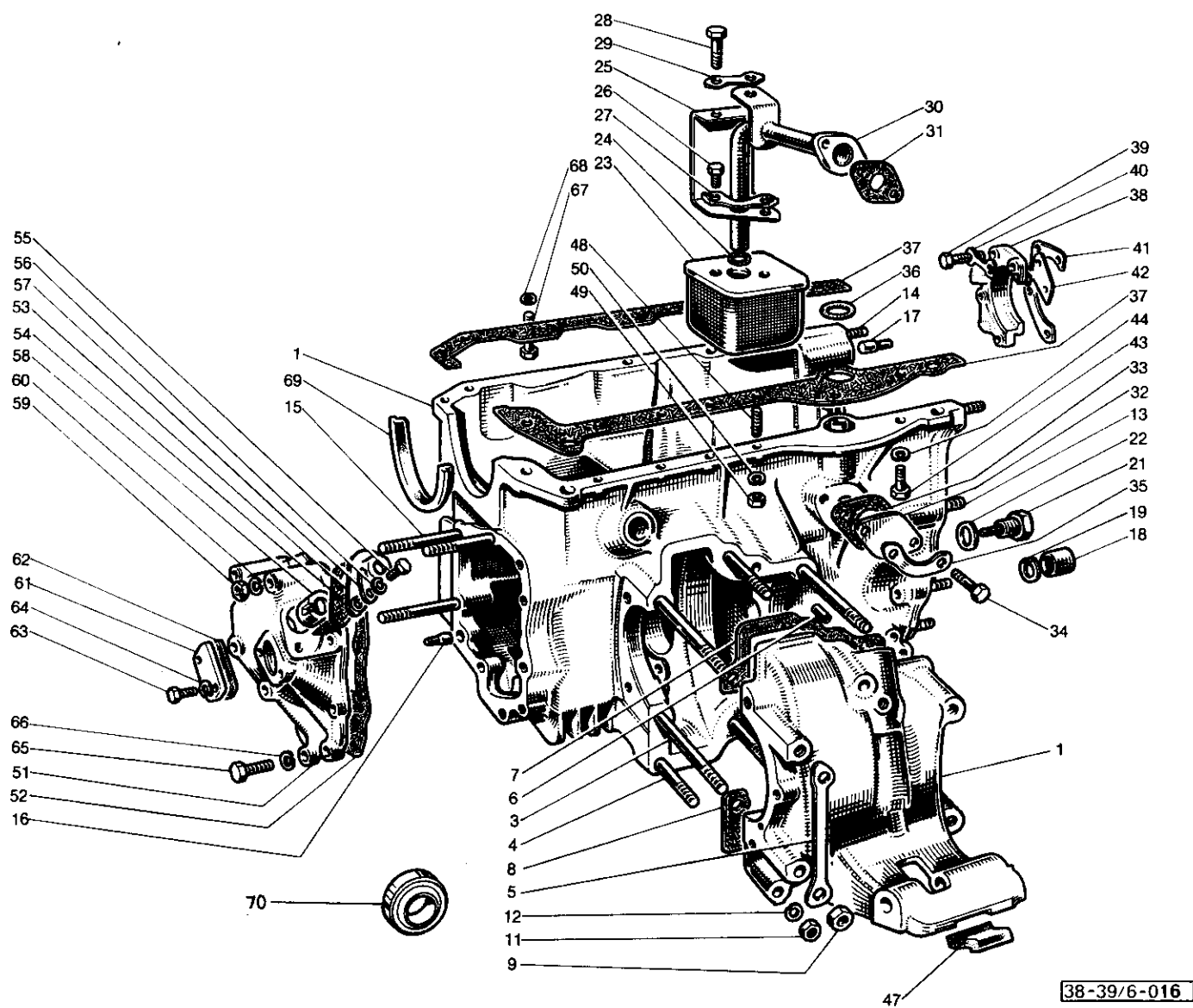


Ill. No.	Part No.	DESCRIPTION	Qty.	Change Point	Remarks
MASTER CYLINDER AND PEDALS—continued					
1	21A 2467	Bracket—brake pedal	1		Minimatic
2	AXE 418	Screw—bracket	2		
3	WL 600051	Washer—spring	2		
4	AXE 462	Pedal—brake	1		
5	2A 3034	Bush—pedal	2		
6	31G 398	Spring—pedal return	1		
7	AXE 417	Pin—clevis	1		
8	LNZ 205	Nut—pedal shaft	1		
9	2A 5880	Shaft—pedal	1		
10	31G 397	Piece—distance	1		
11	2A 5865	Pad—pedal (rubber)	1		
12	FNZ 506	Screw—blanking plate	2		
13	LWZ 405	Washer—spring	2		
14	31G 396	Plate—blanking	1		
15	31G 279	Gasket—blanking plate	1		
16	AXE 3	Plate—adaptor	1		
17	ALA 6598	Gasket—adaptor plate	1		
12	FNZ 506	Screw—master cylinder to bracket	2		
13	LWZ 405	Washer—spring	2		
21	31G 840	Gasket—master cylinder	1		
	GMC 106	CYLINDER ASSEMBLY—BRAKE MASTER	1		
22	17H 6861	Cap—filler—master cylinder	1		
24	27H 7751	Spring—return	1		
25	17H 7554	Retainer—spring	1		
28	AXE	Piston	1		
30	17H 7560	Circlip	1		
	8G 8689	KIT—REPAIR—BRAKE MASTER			
		CYLINDER	1		
31	37H 2769	Push-rod	1		
32	BHA 4661	Tank (plastic)—fluid	1		
33	BHA 4660	Clip—locking	1		
34	BCA 4964	Ring—sealing—fluid reservoir	1		

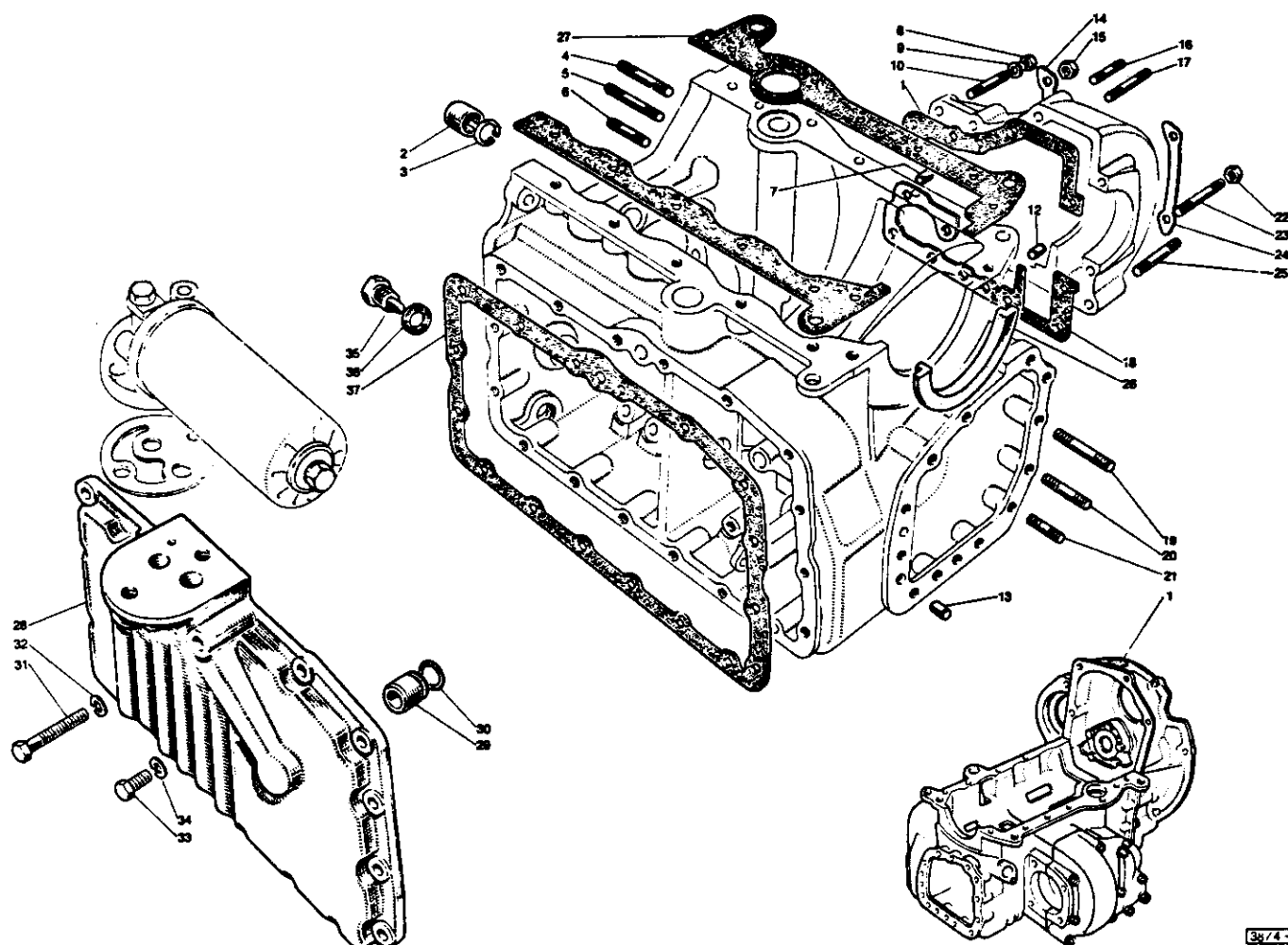


38-39/6-016

Ill. No.	Part No.	DESCRIPTION	Qty.	Change Point	REMARKS
TRANSMISSION CASE—1000, 1001 & 1300					
1	22G 2383	CASE ASSEMBLY—TRANSMISSION	1		
3	22G 1834	Stud—cover to case	2		
3	53K 266	Stud—cover to case	2		
4	53K 1471	Stud—short	3		
5	42H 500	Washer—lock	1		
6	22A 153	Dowel—differential cover	2		
7	2A 3505	Gasket—cover—upper	1		
8	22G 1836	Gasket—cover—lower	1		
9	FNZ 506	Nut	4		
11	FNZ 505	Nut	3		
12	LWZ 305	Washer—spring	3		
13	22A 152	Stud—flywheel housing—long	5		
13	53K 553	Stud—flywheel housing—long	1		
14	53K 547	Stud—flywheel housing—short	3		
15	53K 1474	Stud—front cover—long	3		
	53K 545	Stud—front cover—long	1		
16	22A 13	Dowel—front cover	2		
17	22A 97	Dowel—flywheel housing	2		
18	13H 7848	Bearing—needle roller—idler gear	1		
19	51K 3565	Circlip	2		
70	13H 6862	Oil seal—differential cover	1		
21	42H 1022	Plug—drain (magnetic)	1		
22	22A 134	Washer—plug	1		
23	22A 335	Strainer—oil	1		
24	22A 341	Ring—sealing—suction pipe	1		
25	22A 342	Bracket—strainer	1		
26	HNS 0403	Screw—bracket to strainer	2		
27	22A 388	Washer—lock	1		
28	HNS 0408	Screw—bracket to transmission case	2		
29	22A 1365	Washer—lock	1		
30	22G 1150	Pipe—oil suction	1		
31	22A 542	Gasket—pipe to case	1		
32	2A 3637	Flange—suction pipe—outer	1		
33	22A 542	Gasket—flange	1		
34	HBZ 0413	Screw	2		
35	2K 4874	Washer—lock	1		
36	2A 3606	Ring—sealing—oil suction drilling	1		
37	GEG 502	Gasket—transmission case to crankcase	1		

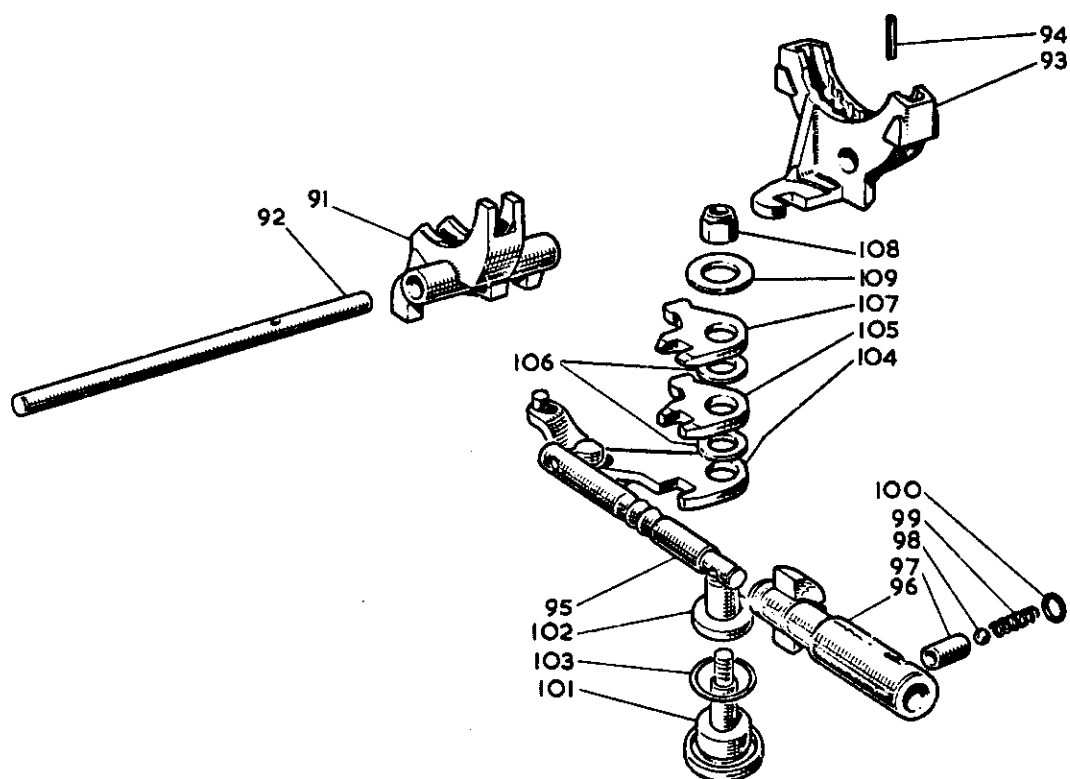
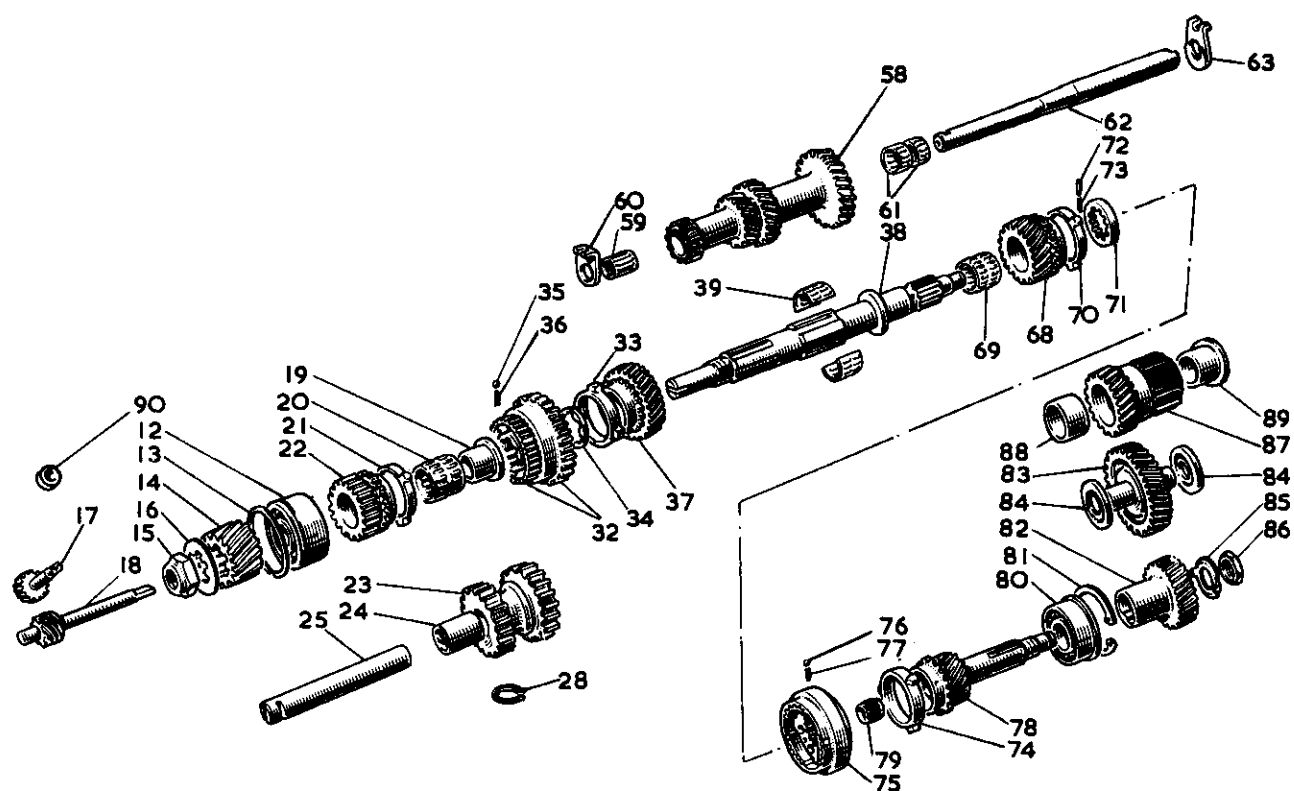


III. No.	Part No.	DESCRIPTION	Qty.	Change Point	REMARKS
TRANSMISSION CASE 1000, 1001 & 1300—continued					
38	22G 1922	Retainer—bearing	1		
39	HCS 0507	Screw—retainer	4		
40	2A 3583	Washer—tab	2		
41	2A 3714	Shim	A/R] Alternative sizes
41	2A 3715	Shim	A/R		
42	2A 3581	Plate	1		
43	HZS 0408	Screw—transmission case	5		
44	LWZ 304	Washer—spring	5		
48	FHS 2410	Stud—strainer case	2		
49	FNZ 504	Nut	2		
50	LWZ 304	Washer—spring	2		
51	88G 207	Cover—front—transmission case	1		
52	22A 541	Gasket	1		
53	28G 251	Bush and oil seal	1		
54	2A 3628	Gasket—pinion speed bush	1		
55	ZCS 0407	Screw	1		
56	LWZ 304	Washer—spring	1		
57	22A 862	Washer—spring	1		
58	2A 3624	Bush—speedometer pinion	1		
59	FNZ 505	Nut	3		
60	LWZ 305	Washer—spring	3		
61	2A 3626	Plate—end cover	1		
62	2A 3627	Gasket—cover plate	1		
63	ZCS 0406	Screw	2		
64	LWZ 304	Washer—spring	2		
65	ZCS 0509	Screw—front cover	5		
66	LWZ 305	Washer—spring	5		
67	HBZ 0412	Screw—transmission case	5		
68	LWZ 304	Washer—spring	5		
69	12G 2947	Seal—front main bearing cap	1		

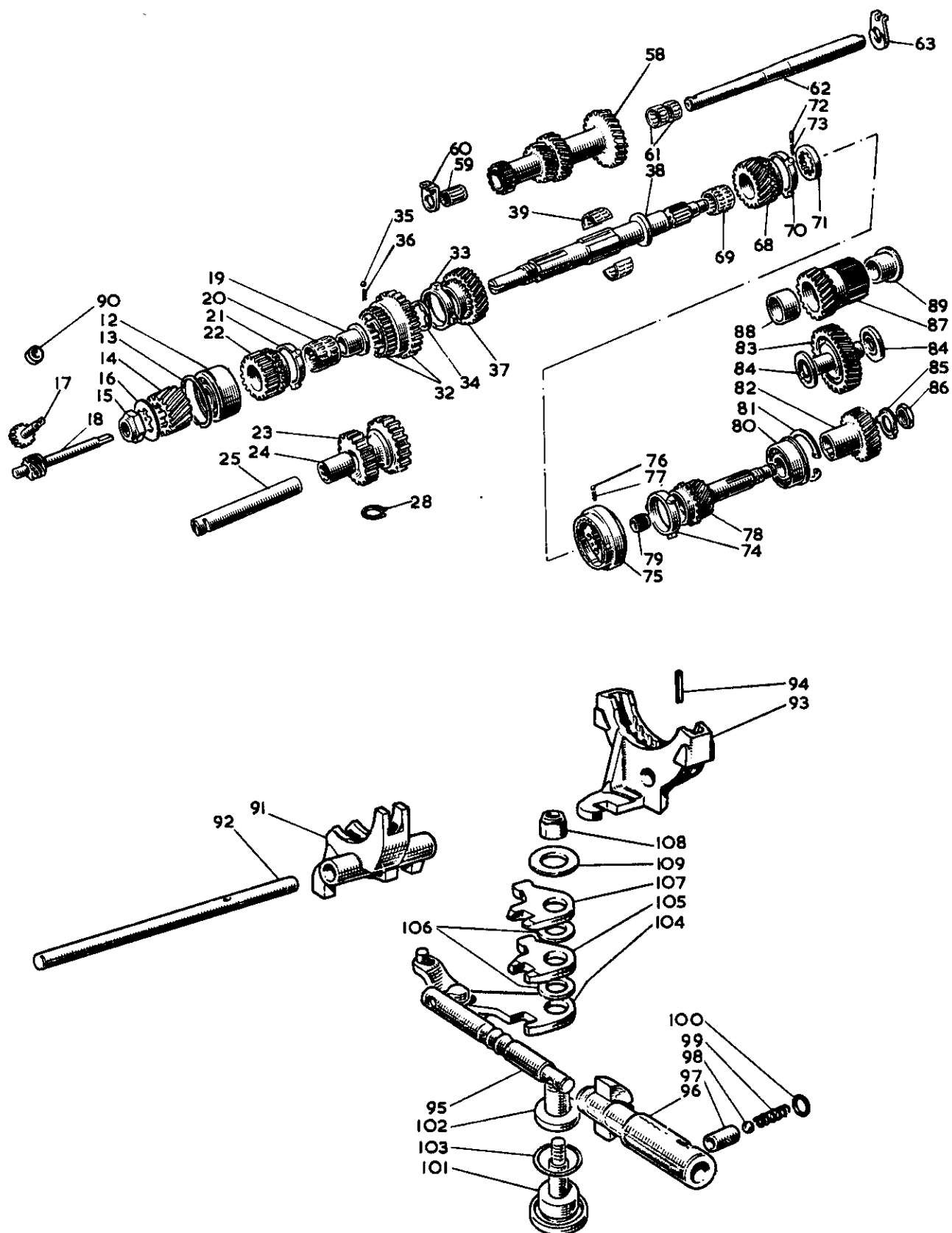


38/4-020

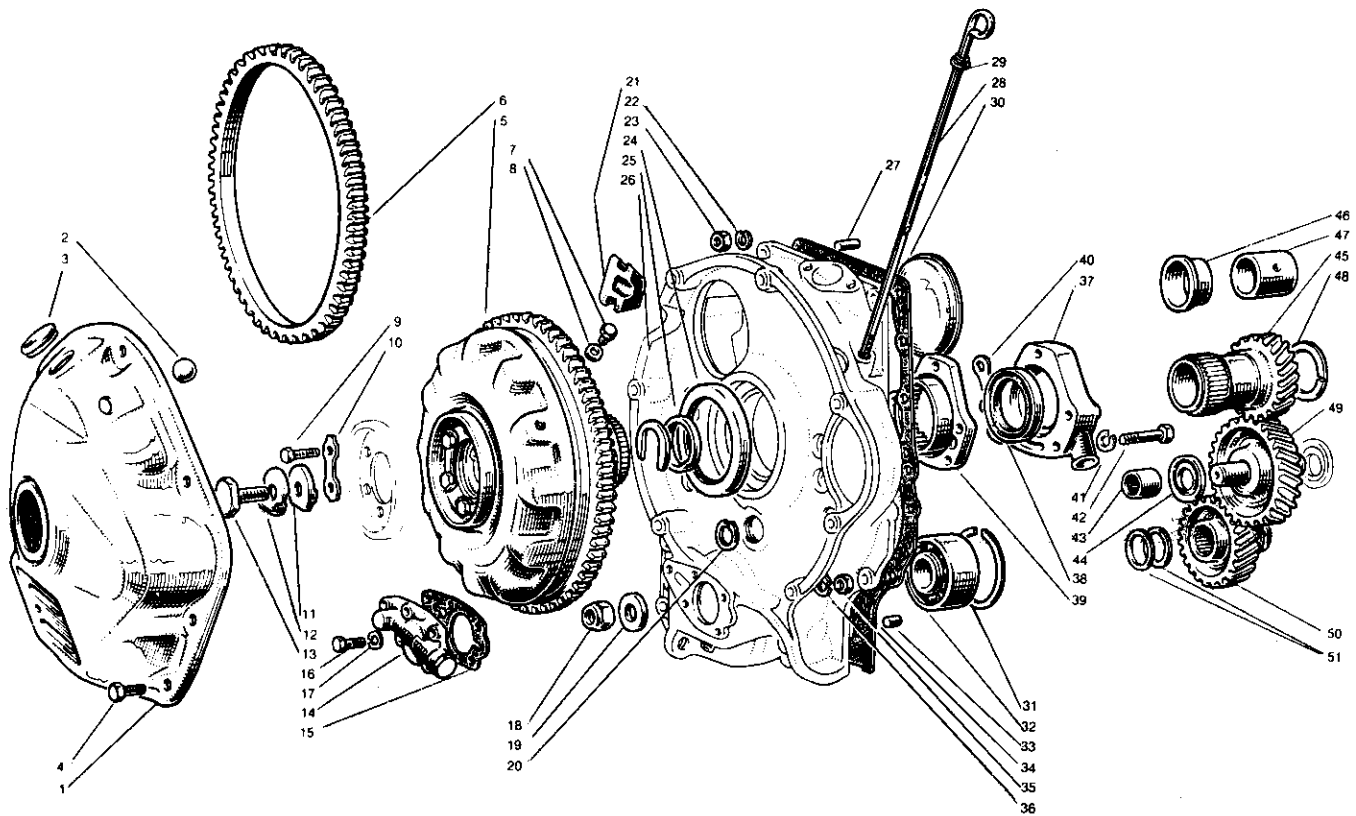
III. No.	Part No.	DESCRIPTION	Qty.	Change Point	REMARKS
TRANSMISSION CASE—continued					
AUTOMATIC TRANSMISSION—MINIMATIC					
1	28G 305	CASE ASSEMBLY—TRANSMISSION	1		
2	13H 7848	Bearing—idler—input gear	1		
3	51K 3565	Circlip—bearing	1		
4	22A 963	Stud—long—case to housing	4		
5	CHS 2522	Stud—short—case to housing	4		
6	53K 548	Stud—short—case to housing	2		
7	22A 153	Dowel—case to cover	2		
8	NH 605041	Nut	7		
9	LWZ 305	Washer—spring	7		
10	22A 1044	Stud—cover to case	1		
	BH 505161	Bolt—case to handle	2		
11	22A 1012	Gasket—upper—cover	1		
12	22A 691	Peg	1		
13	22A 13	Dowel—auxiliary pump to case	2		
14	22A 692	Washer—lock	1		
15	FNZ 106	Nut—differential cover to case	2		
16	22A 1041	Stud	1		
17	22A 1046	Stud	2		
18	22A 1011	Gasket—lower	1		
19	CHS 2516	Stud—auxiliary pump	2		
20	CHS 2512	Stud—auxiliary pump	8		
21	CHS 2511	Stud—auxiliary pump	1		
22	FNZ 106	Nut—differential cover to case	2		
23	22A 1045	Stud—differential cover to case	4		
24	22A 690	Washer—lock	1		
25	22A 1043	Stud—differential cover to case	3		
26	12G 2947	Seal—oil—main bearing cap	1		
27	GEG 502	Gasket—crankcase to transmission case	1		
28	22A 1487	COVER ASSEMBLY—FRONT	1		
29	22A 1334	Bobbin—valve block	1		
30	22A 1557	'O' ring (rubber)	1		
31	BH 506221	Screw—long	2		
32	LWN 306	Washer—spring	2		
33	ZCS 0509	Screw—short	15		
34	WL 600051	Washer—spring	15		
35	2A 3623	Plug—drain (magnetic)	1		
36	22A 134	Washer—plug (copper)	1		
37	22A 911	Gasket—front cover	1		
	GEG 805	Set—gasket—transmission	1		



Ill. No.	Part No.	DESCRIPTION	Qty.	Change Point	REMARKS
GEARBOX					
12	22G 1005	Bearing—ball—3rd motion shaft	1		1000, 1001 & 1300
13	22G 72	Ring—spring	1		
14	22A 399	Pinion—final drive—17 teeth, 3.76 : 1 ratio	1		
14	22A 413	Pinion—final drive—18 teeth, 3.44 : 1 ratio	1		1000 & 1001
15	22G 48	Nut—pinion retaining	1		1300
16	22A 613	Washer—tab	1		
17	22A 1881	Pinion—speedometer (with spindle)	1		
18	2A 3720	Wheel—speedometer	1		
19	22G 837	Journal—1st speed gear	1		
20	88G 494	Bearing—needle roller	1		
21	22G 2033	Ring—baulk	1		
22	22G 1096	Gear—1st speed	1		
23	22G 1852	WHEEL ASSEMBLY—REVERSE	1		
24	22G 825	Bush	1		
25	88G 209	Shaft—reverse wheel	1		
28	CCN 108	Ring—spring	1		
32	22G 2263	Wheel—rear mainshaft	1		
33	22G 2033	Ring—baulk	1		
34	22G 839	Washer—thrust	1		
35	BLS 107	Ball	3		
36	22G 2262	Spring	3		
37	22G 1094	Gear—2nd speed	1		
38	22G 833	Shaft—3rd motion	1		
39	88G 495	Bearing—needle roller	1		1000, 1001 & 1300
104	22G 1849	Lever—reverse	1		
95	22G 1858	Shaft—selector	1		
98	BLS 110	Ball—detent	1		
101	22G 1845	Pin—pivot—bellcrank	1		
103	31B 447	'O' ring—pivot pin	1		
96	22G 1844	Spool—interlock	1		
102	42H 1077	Bush—pivot	1		
106	42H 1081	Spacer—bellcrank	2		
105	22G 1847	Lever—bellcrank—centre	1		
107	22G 1848	Lever—bellcrank—upper	1		
92	22G 1854	Shaft—selector—fork	1		
91	22G 1855	Fork—1st and 2nd speed	1		
93	22G 1856	Fork—3rd and 4th speed	1		
94	RPS 1014	Roll-pin	1		
97	22G 1870	Sleeve—detent	1		
100	22G 1417	'O' ring—top and rear extension	1		
99	22G 2083	Spring—detent	1		
108	AXE 501	Nut	1		
109	AXE 502	Washer—plain	1		

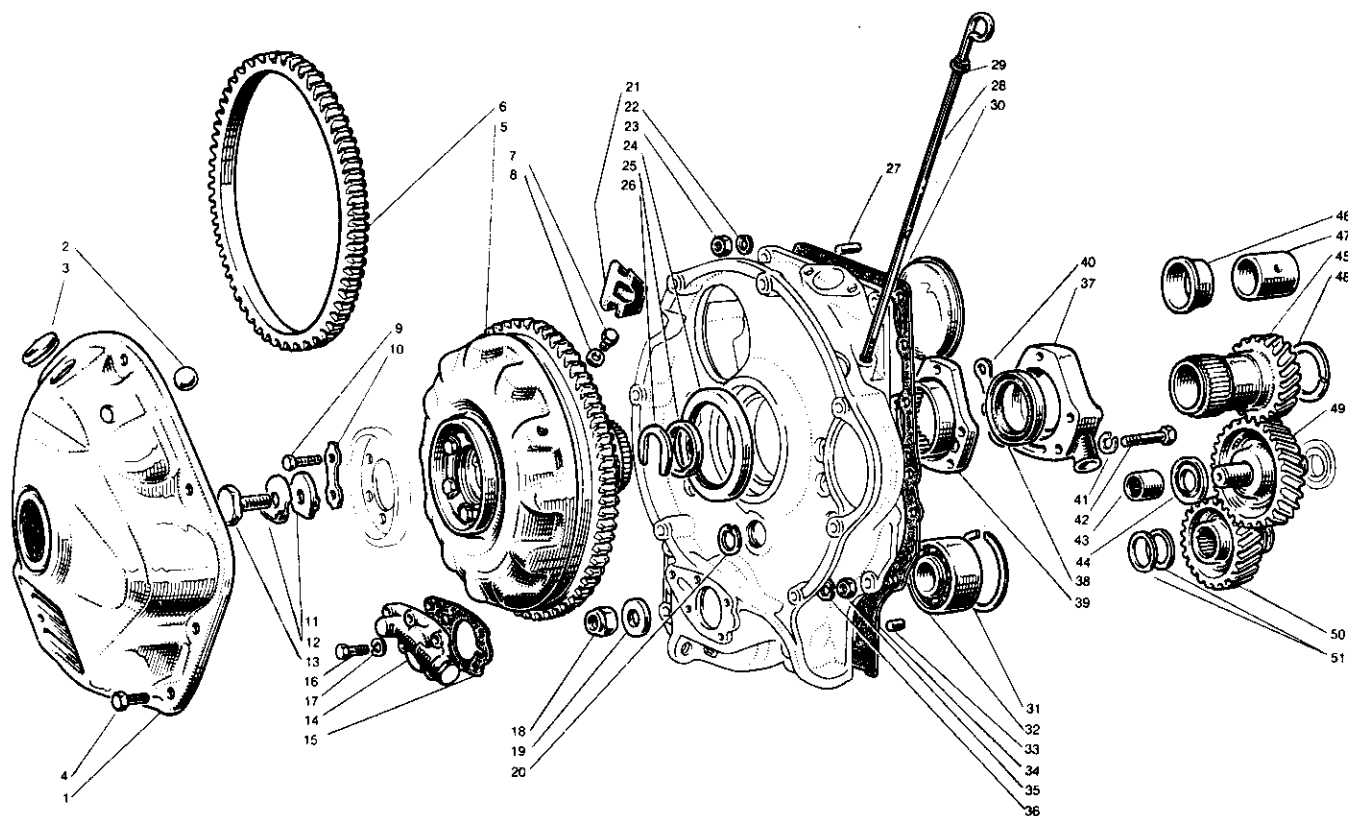


III. No.	Part No.	DESCRIPTION	Qty.	Change Point	REMARKS
GEARBOX—continued					
58	22G 927	Laygear	1		1000 & 1001
58	22G 1040	Laygear	1		1300
59	88G 396	Bearing—needle roller	1		Alternative sizes
60	22G 856	Washer—thrust—laygear—small	1		
60	22G 857	Washer—thrust—small	A/R		
60	22G 858	Washer—thrust—small	A/R		
60	22G 859	Washer—thrust—small	A/R		
61	22G 855	Bearing—needle roller	2		
62	22G 931	Layshaft	1		
63	22G 860	Washer—thrust—layshaft—large	1		
68	22G 1095	Gear—3rd speed	1		1000, 1001 &
69	88G 496	Bearing—needle roller	1		1300
70	22G 2033	Ring—baulk	1		
71	22G 947	Washer—thrust	1		
72	22G 843	Peg	3		
73	22G 154	Spring	3		
74	22G 2033	Ring—baulk	1		
75	22G 2264	Synchronizer—3rd and 4th speed	1		
76	BLS 107	Ball	3		
77	22G 2262	Spring	3		
78	22G 1093	Shaft—1st motion	1		1000 & 1001
78	22G 1371	Shaft—1st motion	1		1300
79	88G 409	Bearing—needle roller	1		
80	22G 848	Bearing—ball—1st motion shaft	1		
81	22G 851	Circlip—bearing	1		
81	22G 850	Circlip—bearing	A/R		
82	22G 849	Gear—1st motion shaft drive	1		
83	22G 943	Gear—idler	1		1000, 1001 &
84	22A 1545	Washer—thrust—3.35 to 3.37 mm	1		1300
84	22A 1547	Washer—thrust—3.40 to 3.42 mm	A/R		
84	22A 1548	Washer—thrust—3.45 to 3.47 mm	A/R		
84	22A 1549	Washer—thrust—3.50 to 3.53 mm	A/R		
85	22A 612	Washer—tab	1		
86	2A 3548	Nut	1		
87	22A 1493	GEAR ASSEMBLY—CRANKSHAFT PRIMARY	1		1000 & 1001
87	22G 1053	GEAR ASSEMBLY—CRANKSHAFT PRIMARY	1		1300
	22G 401	Bush—front	1		1000 & 1001
88	22G 770	Bush—front	1		1300
89	22G 109	Bush—rear	1		1000, 1001 &
90	13H 4024	Seal—oil—speedometer pinion	1		1300



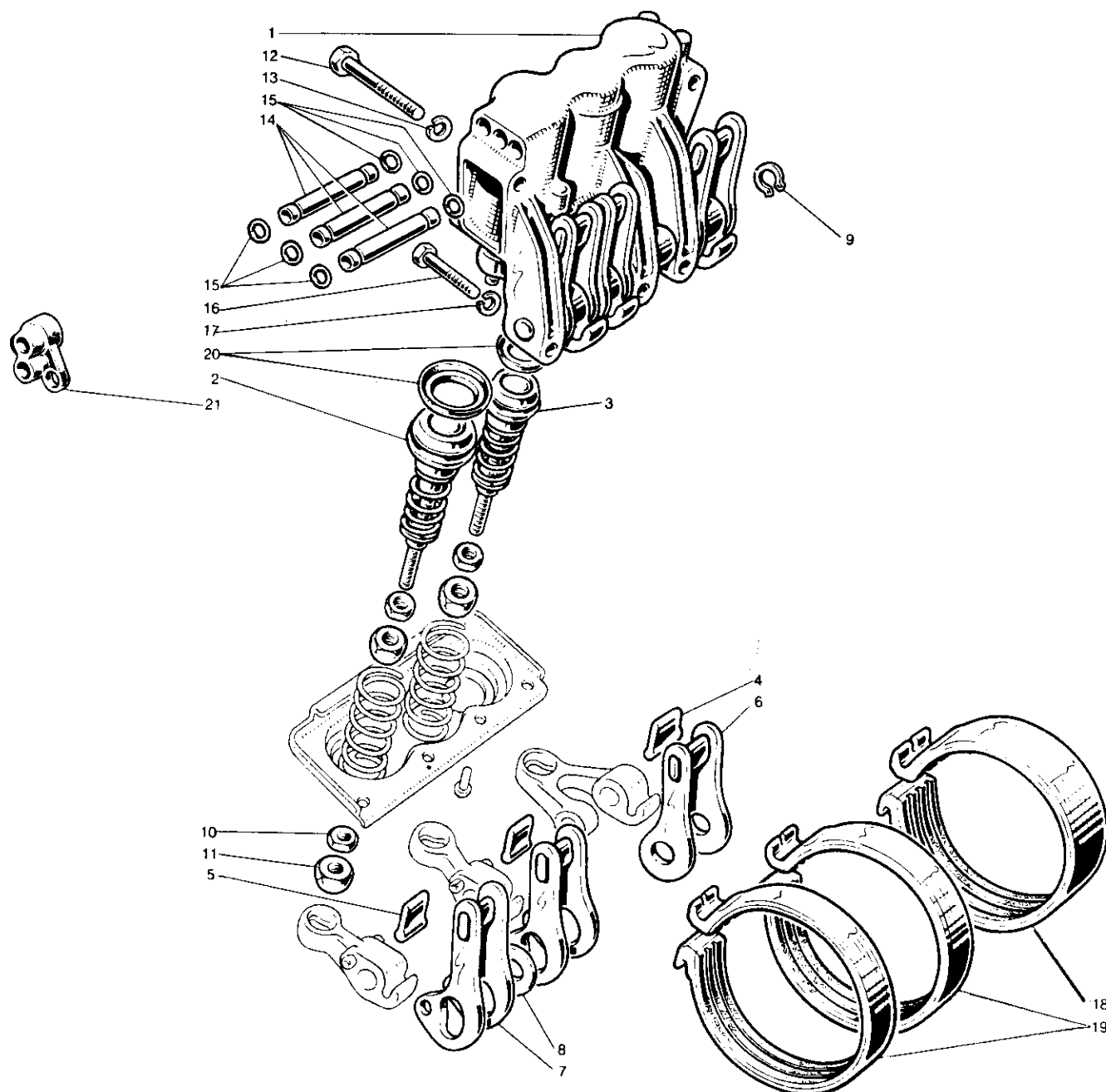
38/4 - 019

III. No.	Part No.	DESCRIPTION	Qty.	Change Point	REMARKS
CONVERTER—GEAR TRAIN (AUTOMATIC TRANSMISSION)—MINIMATIC					
1	22G 1580	Cover—converter	1		
2	22A 1492	Grommet—cover (rubber)	1		
3	22A 1114	Grommet (rubber)	1		
4	HZS 0508	Screw—cover to housing	5		
5	22G 1532	CONVERTER ASSEMBLY	1		
6	22G 1562	Gear—starter ring	1		
7	27H 8800	Plug—drain	2		
8	27H 8803	Washer (copper)	2		
9	27H 8801	Bolt	6		
10	27H 8804	Washer—lock (tab)	3		
11	22A 1159	Key—converter to crankshaft	1		
12	22A 1155	Washer—lock	1		
13	22A 747	Screw	1		
14	22G 1679	Valve—low pressure	1		
15	22A 885	Gasket—valve	1		
16	ZCS 0406	Screw—valve	5		
17	WL 600041	Washer—spring	5		
18	22A 668	Nut (Nyloc) input bevel gear	1		
19	22A 624	Washer—abutment	1		
20	51K 3565	Circlip—bearing	1		
21	22A 1084	Grommet—converter housing	1		
22	LWN 305	Washer—spring	9		
23	FNZ 505	Nut	11		
24	22A 784	Seal—oil	1		
25	88E 549	Ring—backing	1		
26	22A 319	Washer—thrust—output gear	1		
27	22A 97	Dowel—case to housing	1		
28	22A 750	ROD—OIL DIPPER	1		
29	AEC 671	Washer (rubber)	1		



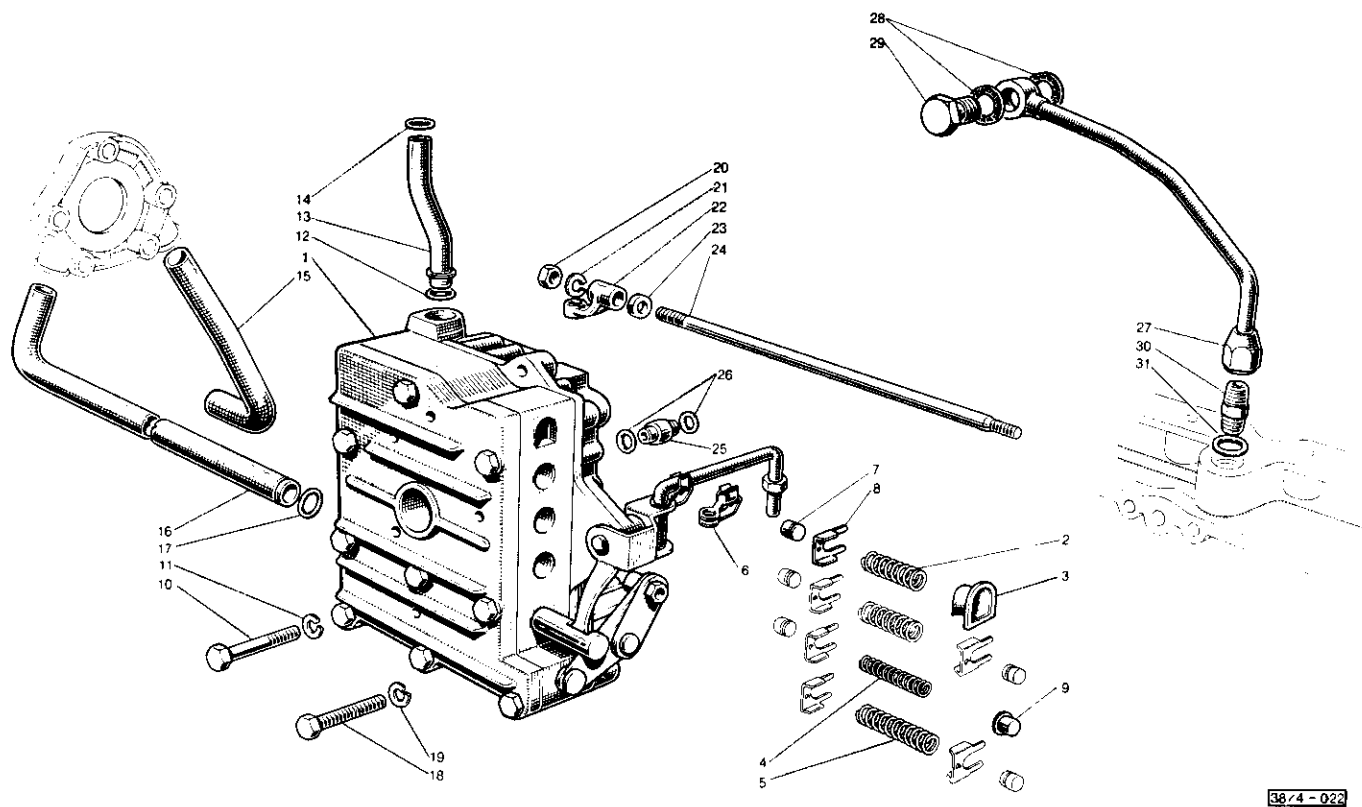
38/4 - 019

Ill. No.	Part No.	DESCRIPTION	Qty.	Change Point	REMARKS
CONVERTER GEAR TRAIN (AUTOMATIC TRANSMISSION)—MINIMATIC—continued					
30	22A 973	Cover—oil pump	1		
31	22A 661	Retainer—bearing	1		
32	22G 460	Bearing—ball—helical input gear	1		
33	22A 97	Dowel—case to housing	1		
34	22A 1689	Gasket—converter housing	1		
35	NH 605041	Nut	5		
36	LWZ 305	Washer—lock	4		
37	22A 959	CASE ASSEMBLY—REAR	1		
38	27H 7657	Seal—oil	1		
39	22A 958	Carrier—stator	1		
40	22A 796	Washer—lock	2		
41	LWZ 305	Washer—spring	1		
42	BH 505121	Bolt—stator	5		
43	13H 7985	Bearing—idler—input gear	1		
WASHER—THRUST—IDLER GEAR					
44	22A 1546	(.130" to .131") 3.30 mm to 3.32 mm	2		
44	22A 1545	(.132" to .133") 3.35 mm to 3.37 mm	A/R		
44	22A 1547	(.134" to .135") 3.40 mm to 3.42 mm	A/R		
44	22A 1548	(.136" to .137") 3.45 mm to 3.47 mm	A/R		
44	22A 1549	(.138" to .139") 3.50 mm to 3.52 mm	A/R		
45	22A 1064	GEAR ASSEMBLY—CONVERTER OUTPUT	1		
46	22G 109	Bush—rear	1		
47	22A 1066	Bush—front	1		
WASHER—THRUST—OUTPUT GEAR FRONT					
48	22A 321	(.110" to .112") 2.79 mm to 2.84 mm	1		
48	22A 546	(.112" to .114") 2.84 mm to 2.89 mm	A/R		
48	22A 547	(.114" to .116") 2.89 mm to 2.94 mm	A/R		
48	22A 548	(.116" to .118") 2.94 mm to 2.99 mm	A/R		
48	22A 549	(.118" to .120") 2.99 mm to 3.04 mm	A/R		
49	22A 1242	Gear—idler	1		
50	22A 1265	Gear—helical input	1		
SHIM—HELICAL INPUT GEAR					
51	22A 1266	(.003") 0.076 mm	A/R		
51	22A 1267	(.012") 0.305 mm	A/R		



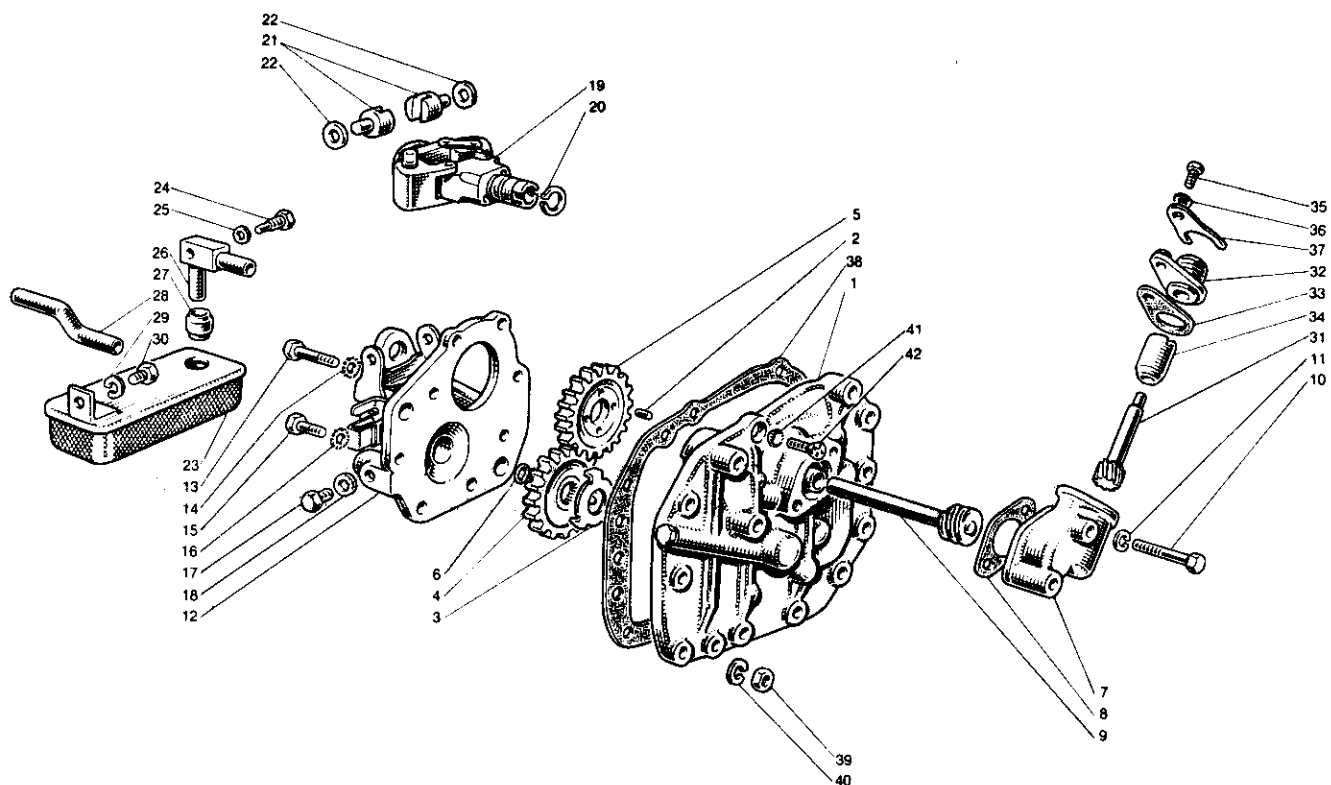
38 / 4 - 021

III. No.	Part No.	DESCRIPTION	Qty.	Change Point	REMARKS
SERVO (AUTOMATIC TRANSMISSION)—MINIMATIC					
1	22A 1835	SERVO ASSEMBLY	1		
2	27H 7688	Piston—2nd & reverse	2		
3	27H 7689	Piston—3rd	1		
4	27H 7686	Strut—reverse	1		
5	27H 7687	Strut—2nd & 3rd gear	2		
6	27H 7690	Member—reaction	1		
7	27H 7691	Link & strut	2		
8	27H 7678	Washer—pivot shaft	1		
9	27H 7683	Circlip—pivot shaft	1		
10	FNN 305	Nut—lock	3		
11	27H 7684	Nut—spherical	3		
12	BH 505201	Bolt—servo to transmission case	2		
13	LWN 305	Washer—spring	2		
14	22A 1144	Pipe—oil valve block to servo	3		
15	22A 1561	'O' ring (rubber)	6		
16	HCN 0515	Bolt—servo to transmission case	3		
17	LWN 305	Washer—spring	3		
18	22G 1719	Band—brake—reverse	1		
19	22G 1720	Band—brake—2nd & 3rd	2		
20	18G 8628	Kit—servo repair	1		
21	AXE 664	Guide—valve block converter pipe	1		



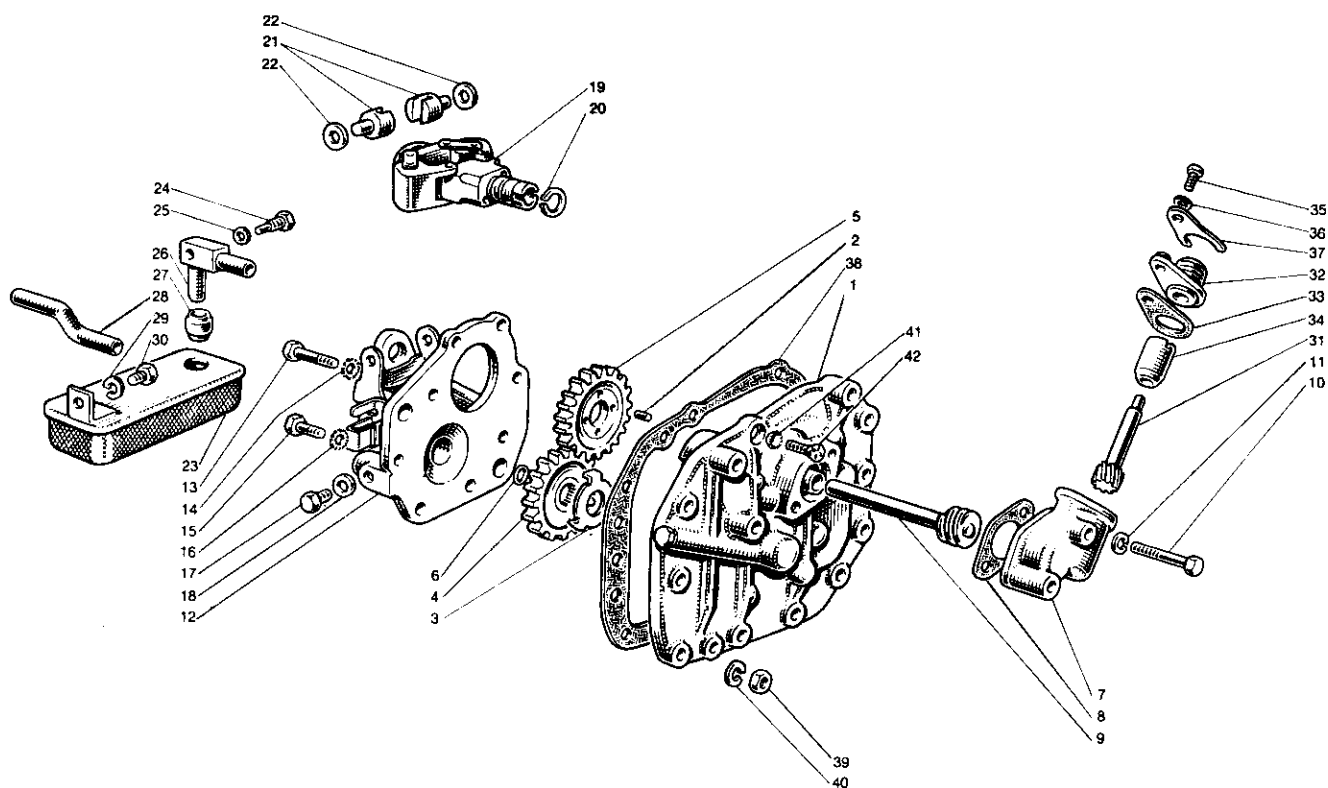
36/4-022

Ill. No.	Part No.	DESCRIPTION	Qty.	Change Point	REMARKS
VALVE BLOCK (AUTOMATIC TRANSMISSION)—MINIMATIC					
1	22A 1887	BLOCK ASSEMBLY—VALVE	1		
2	37H 1788	Spring—shuttle valve	2		
3	37H 1785	Cap—flat	1		
4	37H 1789	Spring—pump valve	1		
5	37H 1791	Spring—regulator valve	1		
6	27H 7738	Clip—connecting arm	1		
7	37H 1786	Plug—valve block	1		
7	37H 3336	Plug—valve block	4		
8	37H 1787	'C' clip	6		
9	37H 1784	Cap—domed	1		
10	37H 1793	Bolt—valve block	9		
11	LWN 204	Washer—spring	9		
12	22A 1563	'O' ring (rubber)	1		
13	22G 792	Pipe—oil—valve block to adaptor	1		
14	RFR 112	Grommet—oil pipe	1		
15	22A 1509	Pipe—oil—converter to low pressure valve	1		
16	88G 544	PIPE—OIL (WITH VALVE) CONVERTER FEED	1		
17	22A 1564	'O' ring (rubber)	1		
18	SH 504101	Screw—valve block to case	3		
19	LWN 304	Washer—spring	3		
20	NH 604041	Nut—operating rod	1		
21	WL 600041	Washer—spring	1		
22	22A 1703	Bracket—operating rod	1		
23	13H 6585	Seal—oil—operating rod	1		
24	22A 1690	Rod—valve operating	1		
25	22A 1336	Bobbin—valve block to case	2		
26	22A 1563	'O' ring (rubber)	4		
27	88G 539	Pipe—oil—crankcase to transmission	1		
28	12A 1768	Washer (copper)	2		
29	2A 715	Screw—banjo union	1		
30	22G 791	Adaptor (screwed)	1		
31	22A 1563	'O' ring (rubber)	1		



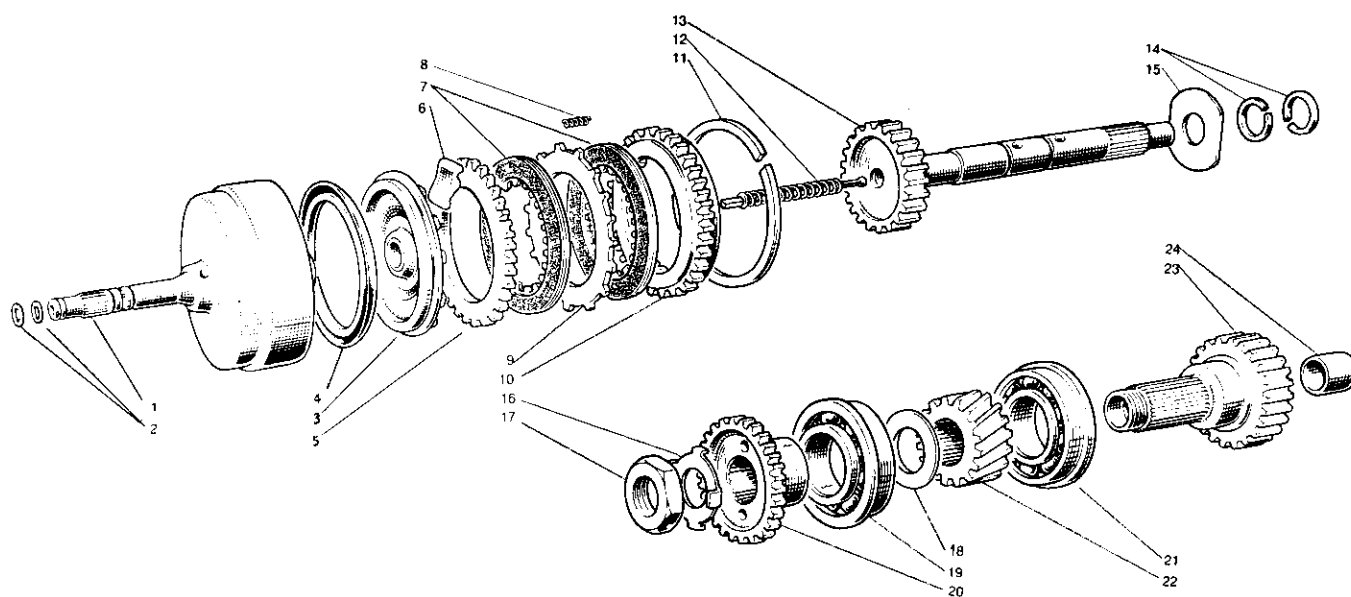
38/4 - 023

Ill. No.	Part No.	DESCRIPTION	Qty.	Change Point	REMARKS
AUXILIARY PUMP—GOVERNOR AND END COVER (AUTOMATIC TRANSMISSION)—MINIMATIC					
	22A 1888	PUMP—AUXILIARY GOVERNOR AND END COVER	1		
1	37H 2610	HOUSING AND GEARS—PUMP	1		
2	37H 2611	Pin—roll	2		
3	27H 7706	Washer—thrust	1		
4	NSP	Gear—drive	1		
5	NSP	Gear—driven	1		
6	37H 4231	'O' ring (rubber)	1		
7	27H 7715	Housing—speedometer drive	1		
8	27H 7714	Gasket—housing	1		
9	27H 7713	Spindle and speedometer gear	1		
10	27H 7716	Screw—housing	2		
11	WE 600041	Washer—shakeproof	2		
12	37H 2608	Cover—end (with bracket)	1		
13	27H 7709	Bolt—end cover	1		
14	WE 600041	Washer—shakeproof	1		
15	27H 7710	Bolt—end cover to housing	7		
16	WE 600041	Washer—shakeproof	7		
17	27H 7712	Plug—screwed	2		
18	17H 7249	Washer—plug	2		
19	37H 2609	Governor	1		
20	27H 7705	Circlip	1		
21	27H 7703	Yoke—kick down control	2		
22	PWN 103	Washer—trunnion arm pivot	2		
23	22A 1142	Strainer—oil—auxiliary pump	1		
24	22A 965	Peg—screwed—suction pipe	1		
25	12B 63	Washer (fibre)	1		



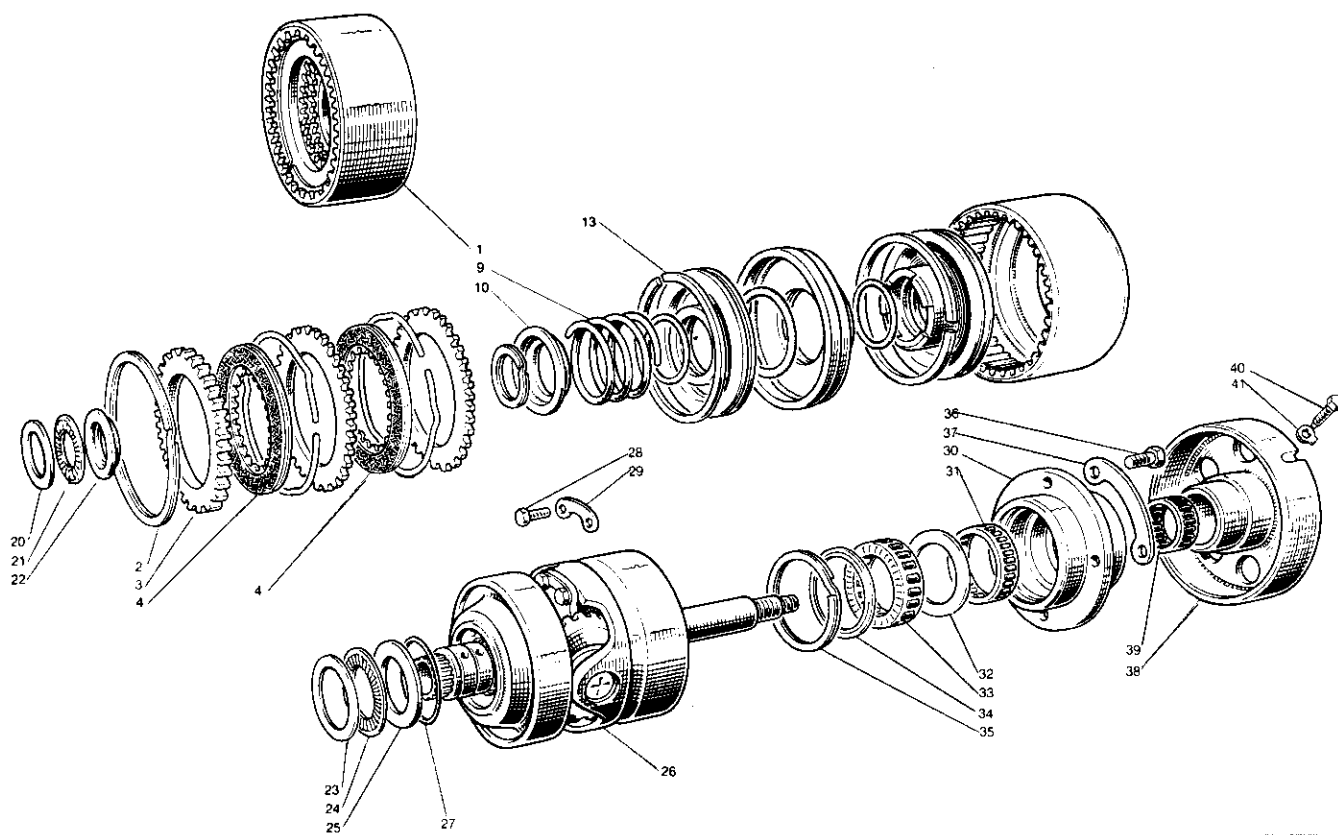
38/4 - 023

III. No.	Part No.	DESCRIPTION	Qty.	Change Point.	REMARKS
AUXILIARY PUMP—GOVERNOR AND END COVER (AUTOMATIC TRANSMISSION— MINIMATIC—continued					
26	22A 1140	Pipe—oil suction	1		
27	22A 964	Grommet—strainer	1		
28	22A 1329	Pipe—oil—valve block to forward clutch	1		
29	LWN 305	Washer—spring—screw	1		
30	SH 505041	Screw—strainer to case	1		
31	22A 1881	Pinion—speedometer	1		
32	28G 251	Bush—speedometer	1		
33	2A 3628	Gasket—bush	1		
34	2A 3624	Bush—plain—speedometer pinion	1		
35	SH 504071	Screw—speedometer pinion bush	1		
36	WL 600041	Washer—spring—screw	1		
37	22A 862	Plate—spring	1		
38	88G 498	Gasket—end cover	1		
39	FNZ 505	Nut	10		
40	LWZ 305	Washer—spring	10		
41	6K 9012	Washer—lock	1		
42	22A 1344	Screw—auxiliary pump housing	1		



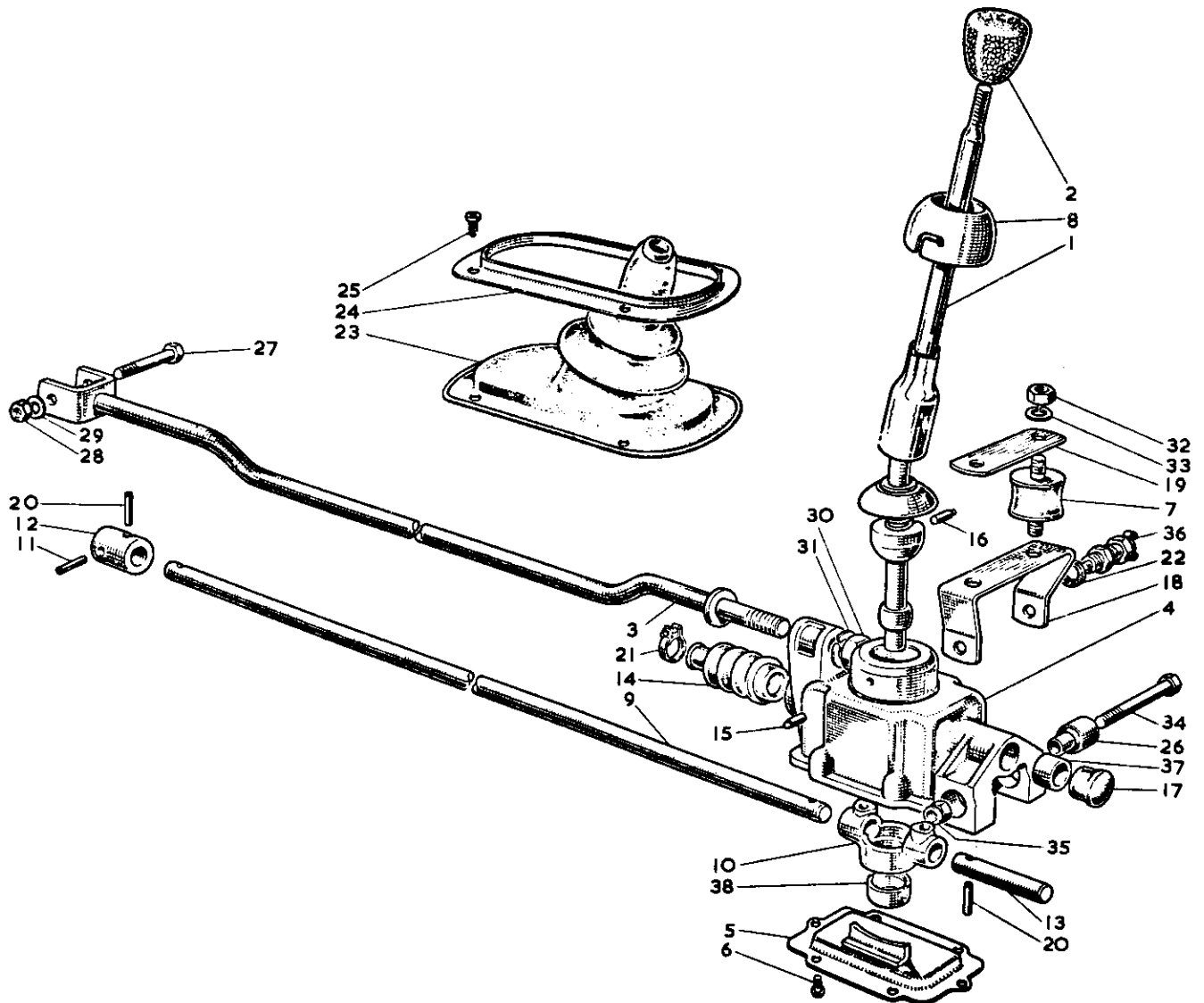
38 / 4 - 024

Ill. No.	Part No.	DESCRIPTION	Qty.	Change Point	REMARKS
FORWARD CLUTCH (AUTOMATIC TRANSMISSION)—MINIMATIC					
1	18G 8773	CLUTCH—FORWARD	1		
2	27H 9295	Ring	2		
3	27H 7719	Piston	1		
4	NSP	Seal	1		Part of kit 18G 8625
5	27H 7721	Plate—pressure	1		
6	27H 7720	Lever	6		
9	37H 7033	Plate—pressure .074" (1.8 mm)	1		
9	37H 7032	Plate—pressure .362" (9.12 mm)	1		
10	27H 7724	Plate—end	1		
11	37H 7031	Circlip	1		
	18G 8625	KIT—REPAIR	1		
8	NSP	Spring	10		
7	18G 8169	Kit—clutch plate	1		
12	22G 1678	Valve—reverse shut-off	1		
13	22G 807	SHAFT—FORWARD	1		
14	22G 733	Ring—piston	2		
15	22G 809	Washer—tab	1		
16	22A 696	Washer—lock	1		
17	22A 710	Nut	1		
18	22G 804	Washer—spacing	1		
18	22G 805	Washer—spacing	A/R		
18	22G 806	Washer—spacing	A/R		
19	22G 800	Bearing—ball	1		
20	22A 730	Hub—forward shaft	1		
21	22G 800	Bearing	1		
22	22A 1300	Pinion—final drive (22 teeth)	1		
23	8G 761	HUB—TOP AND REVERSE CLUTCH	1		
24	22G 730	Bush	1		



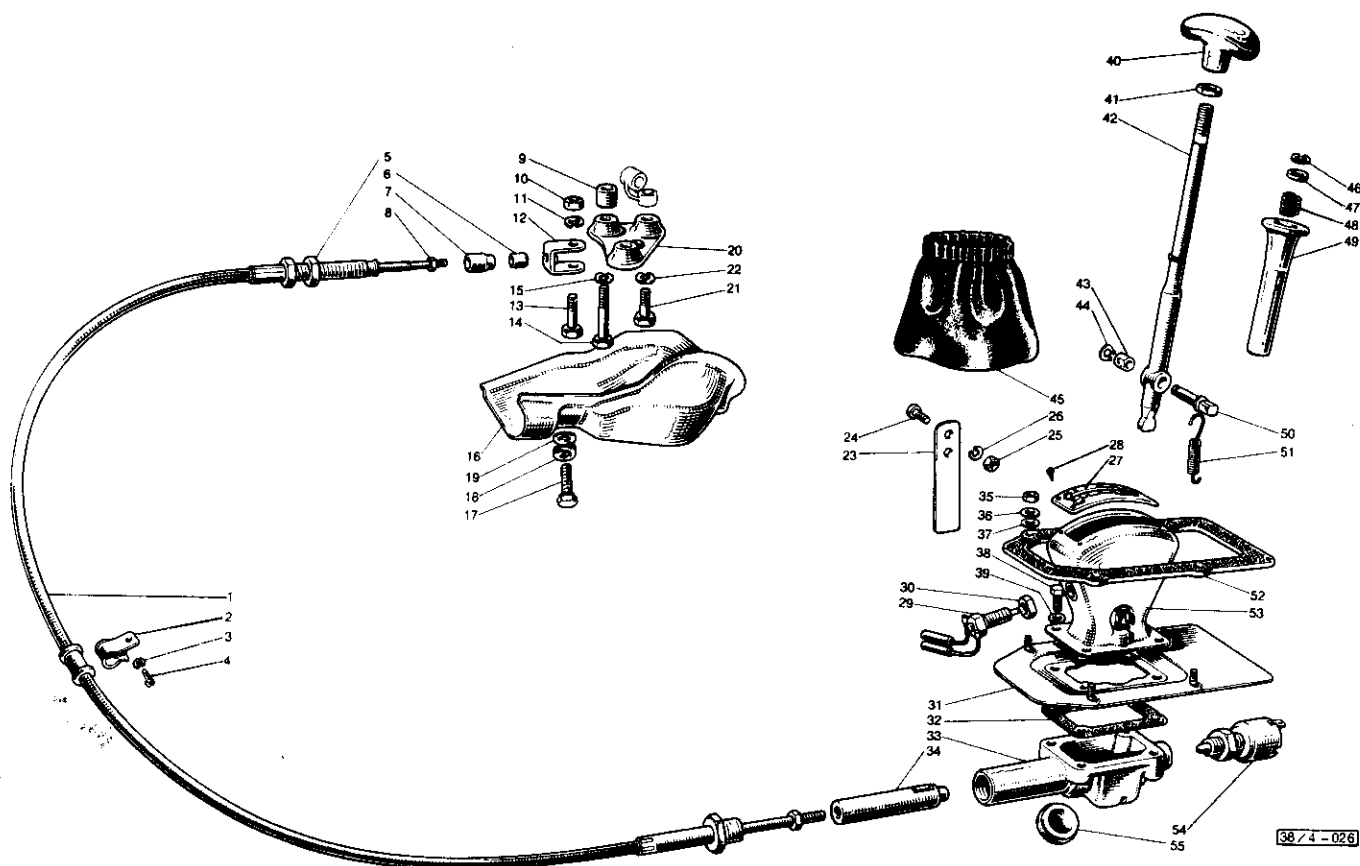
38/4-025

III. No.	Part No.	DESCRIPTION	Qty.	Change Point	REMARKS
TOP AND REVERSE CLUTCH—BEVEL GEAR TRAIN (AUTOMATIC TRANSMISSION)—MINIMATIC					
1	22A 1669	CLUTCH—TOP AND REVERSE	1		
2	37H 4971	Retainer—end plate	1		
3	27H 7672	Plate—end	1		
9	27H 7665	Spring—piston return	1		
10	27H 7666	Retainer—spring	1		
13	27H 7664	Ring—piston	1		
	18G 8626	KIT—REPAIR—TOP AND REVERSE CLUTCH	1		
4	18G 8169	Kit—clutch plate	1		
20	22G 754	Washer—thrust	1		
21	22A 706	Bearing—thrust—needle roller	1		
22	22G 753	Washer—thrust	1		
23	22A 702	Washer—thrust	1		
24	22A 708	Bearing—thrust—needle roller	1		
25	22G 748	Washer—thrust	1		
25	22G 749	Washer—thrust	A/R		
25	22G 750	Washer—thrust	A/R		
25	22G 751	Washer—thrust	A/R		
26	38G 428	BEVEL GEAR TRAIN	1		
27	22A 1558	'O' ring	3		
28	SH 604061	Screw	4		
29	22A 639	Washer—lock	2		
30	22G 755	HOUSING—FREE WHEEL	1		
31	22A 713	Bearing—needle roller	1		
32	22A 638	Spacer	1		
33	22A 716	Freewheel	1		
34	22G 757	Spacer	1		
35	22G 758	Clip—retaining	1		
36	HZS 0407	Screw—housing to gear carrier	4		
37	22A 697	Washer—lock	2		
38	22A 625	Housing—freewheel bearing	1		
39	22A 712	Bearing—needle roller	1		
40	22A 1776	Bolt—dowel	1		
41	22A 1777	Washer—lock	1		



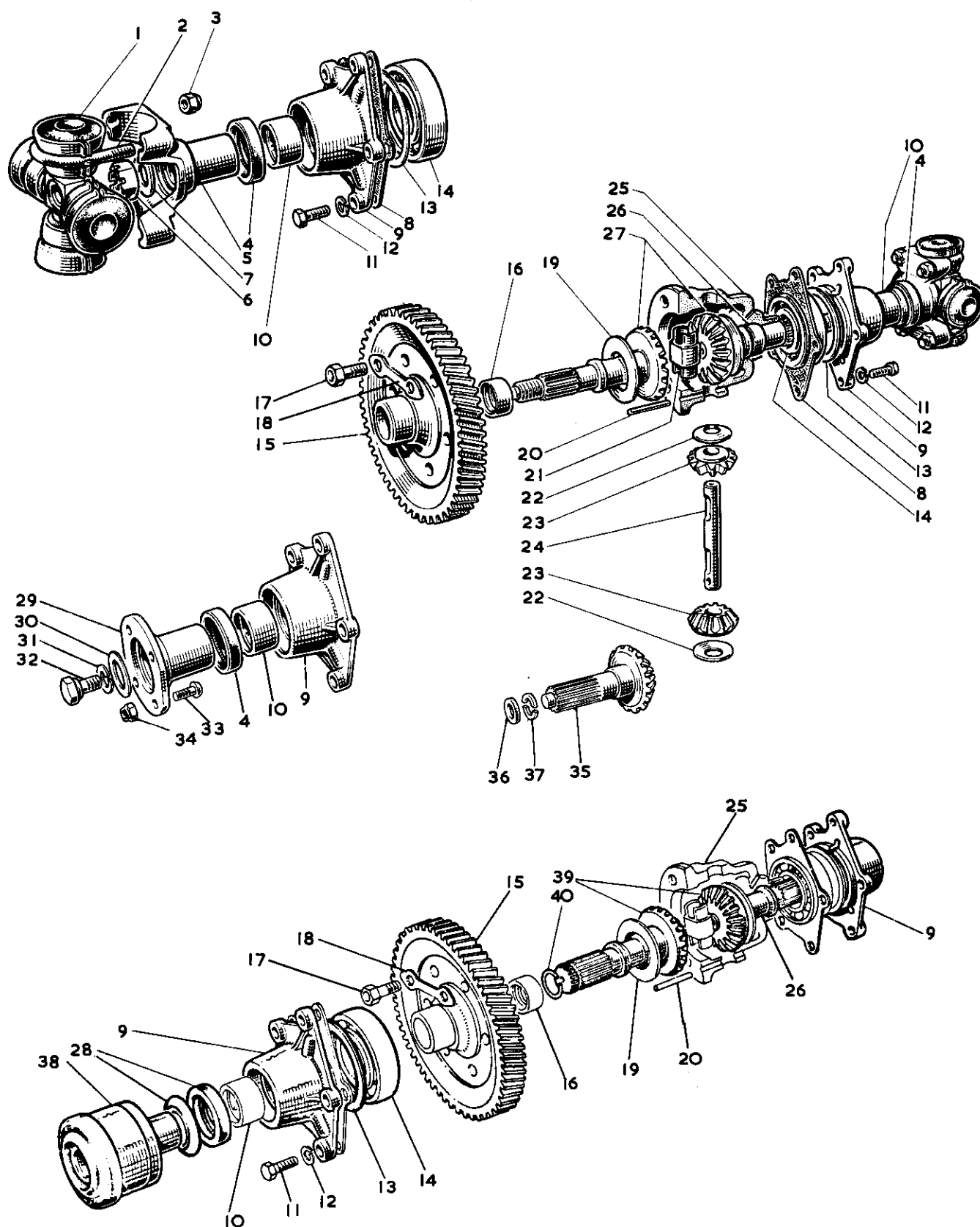
39/6-048

III. No.	Part No.	DESCRIPTION	Qty.	Change Point	REMARKS
GEAR-CHANGE MECHANISM					
1	AXE 348	Lever—change speed	1		1000, 1001 & 1300
2	AXE 508	Knob (wood)	1		1001
2	AXE 173	Knob	1		1000 & 1300
3	22A 1936	Rod—steady	1		
4	AXE 349	Housing—remote control	1		
5	AXE 350	Cover—bottom	1		
6	AXE 351	Screw—cover to housing	6		
7	22G 2205	Bobbin	2		
8	22G 1434	Retainer—spring	1		
9	22G 1930	Rod—extension	1		
10	22G 2041	Eye—extension rod	1		
11	22G 2272	Pin—slotted	1		
12	42H 1116	Coupling—extension rod	1		
13	42H 1199	Support—rod eye	1		
14	AXE 352	Gaiter—extension rod	1		
15	22H 725	Pin—remote control housing	1		
16	BMK 3087	Pin—remote control housing	1		
17	42H 1206	Plug—remote control housing	1		
18	22G 2026	Bracket—mounting	1		
19	22G 2027	Plate—distance—mounting bracket	1		1000, 1001 & 1300
20	RPS 1416	Pin—slotted spring	3		
21	AXE 353	Clip—gaiter	1		
22	2K 4956	Washer	1		
23	AXE 134	Gaiter—change speed lever	1		
24	CZH 3002	Plate—fixing	1		
25	PTP 804	Screw	6		
26	42H 1214	Bush—lower—remote control housing	2		
27	HBZ 0515	Bolt—steady rod	1		
28	FNZ 505	Nut—bolt	1		
29	AXE 69	Washer—spring	1		
30	NH 608060	Nut—steady rod to housing	1		
31	LNZ 208	Washer—spring	1		
32	NH 604041	Nut—bobbin	4		
33	LWZ 205	Washer—spring	4		
34	BT 606281	Bolt—remote control housing	1		
35	53K 1663	Nut—bolt	1		
36	AXE 266	Switch—reverse light	1		
37	AXE 665	Bush—housing	1		
38	AXE 666	Ball seating—lower	1		

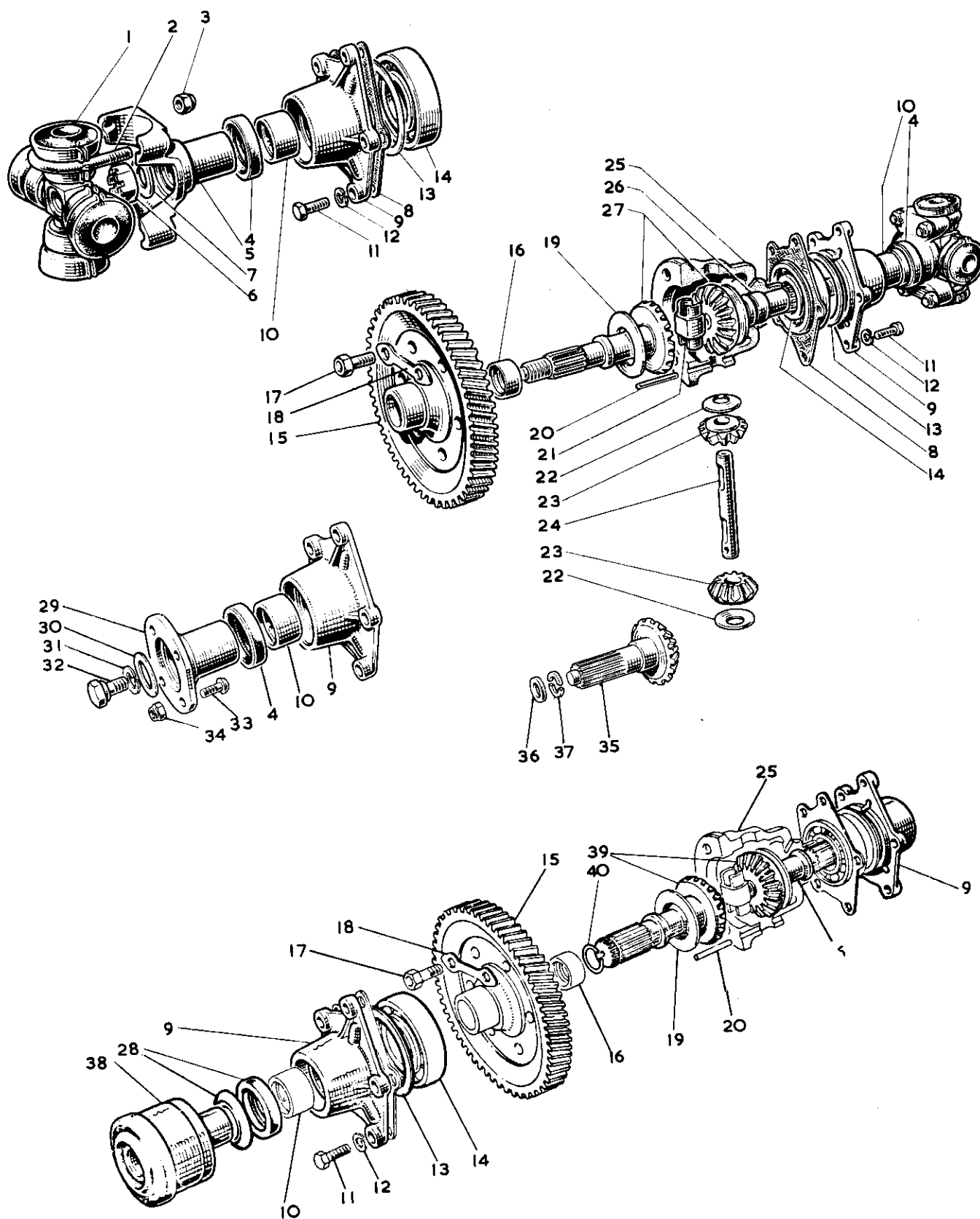


III. No.	Part No.	DESCRIPTION	Qty.	Change Point	REMARKS
GEAR SELECTOR MECHANISM (AUTOMATIC TRANSMISSION)—MINIMATIC					
1	22A 1889	CABLE—GEAR SELECTOR	1		
5	FNZ 206	Nut—lock	1		
6	22A 1146	Gaiter—small	1		
7	22A 1147	Gaiter—large	1		
8	FNZ 103	Nut—lock	1		
2	22A 1874	Clip—cable support	1		
3	LWZ 403	Washer—lock	1		
4	PTZ 1004	Screw—clip	1		
9	22A 1702	Collar—spacing	1		
10	NH 604041	Nut	1		
11	WL 600041	Washer—lock	1		
12	22A 1875	Fork end	1		
13	HBZ 0409	Screw—fork end	1		
14	HCZ 0413	Bolt—pivot	1		
15	WL 600041	Washer—lock	1		
16	22A 1704	Cover—selector linkage	1		
17	53K 3516	Screw—cover	2		
18	2K 2545	Washer—spring—DC	2		
19	WL 600041	Washer—spring	2		
20	22A 1697	Lever—bellcrank	1		
21	HBZ 0409	Screw—lever to bracket	1		
22	WL 600041	Washer—spring—screw	1		
23	22A 1076	Retainer—pivot	1		
24	PMZ 0306	Screw—retainer	2		
25	ANZ 103	Nut	2		
26	LWZ 303	Washer	2		

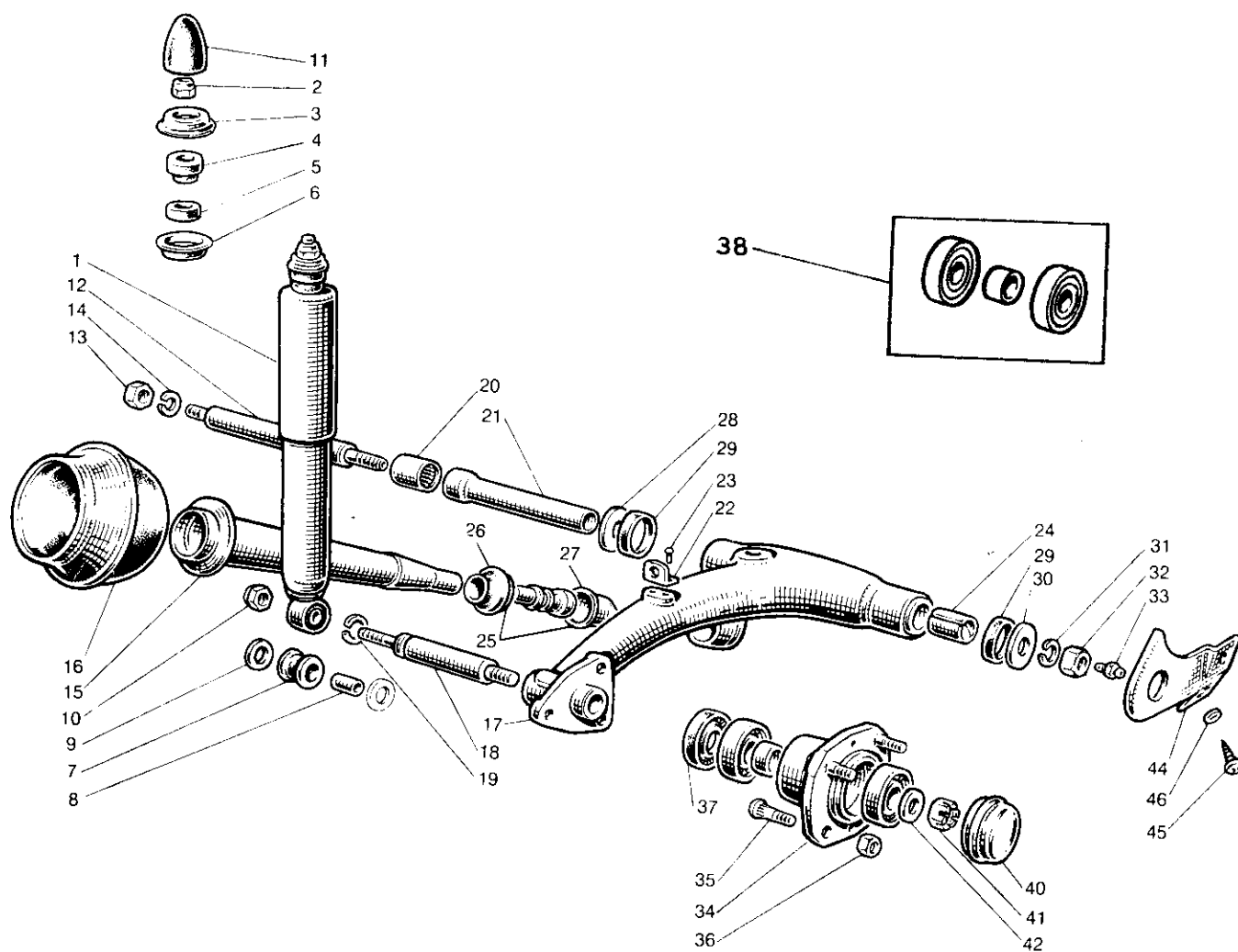
III. No.	Part No.	DESCRIPTION	Qty.	Change Point	REMARKS
GEAR SELECTOR MECHANISM (AUTOMATIC TRANSMISSION)—MINIMATIC—continued					
27	22A 1883	Plate—gear indicator	1		
28	AD 606033	Screw—plate (chrome)	4		
29	13H 6084	Switch—reverse light	1		
30	22A 1613	Nut—switch	1		
31	22A 2062	Plate—mounting	1		
32	22A 936	Gasket—housing	1		
33	22G 461	Housing—gear selector	1		
34	22A 1028	Plunger—gear selector	1		
35	ANZ 103	Nut—mounting plate	4		
36	LWZ 303	Washer—spring	4		
37	PWZ 104	Washer—plain	4		
38	ZCS 0405	Screw—control box	4		
39	WL 600041	Washer—spring	4		
40	22A 1501	Knob—gear change lever	1		
41	54K 1722	Nut—lock	1		
42	22A 1575	Lever—gear selector	1		
43	22A 941	Bush—sliding pivot	1		
44	22A 943	Retainer—pivot	1		
45	AXE 467	Gaiter—gear lever	1		
46	13H 5837	Circlip	1		
47	AHC 196	Washer	1		
48	AHC 197	Spring—return—reverse bulk	1		
49	22A 1577	Sleeve—selector lever	1		
50	22A 1068	Pivot—lever	1		
51	22A 1075	Spring—reverse abutment	1		
52	22A 2067	Seal—plate mounting	1		
53	22G 1123	Box—control	1		
54	13H 5045	Switch—inhibitor (neutral start)	1		
55	22A 1070	Grommet—gear selector housing	1		



Ill. No.	Part No.	DESCRIPTION	Qty.	Change Point	REMARKS
DIFFERENTIAL					
11	ZCS 0508	Screw—cover	10		
12	LWZ 305	Washer—spring	10		
13	2A 3535	Shim—bearing—0.0508 mm	A/R		
13	2A 3534	Shim—bearing—0.0762 mm	A/R		
14	13H 5305	Bearing—ball	2		
15	22A 411	GEAR ASSEMBLY—DRIVE (62 TEETH)	1		1300
15	22A 401	GEAR ASSEMBLY—DRIVE (64 TEETH)	1		1000 & 1001
15	22A 1003	GEAR ASSEMBLY—DRIVE (72 TEETH)	1		Minimatic
16	ATA 7378	Bush	1		
17	ATA 7232	Bolt—gear to differential case	6		
18	ATA 7385	Washer—tab	3		
19	BTA 101	Washer—thrust gear	2		
20	RPS 1418	Peg—pin	1		
21	BTA 154	Block—thrust	1		
22	2A 7062	Washer—thrust—pinion	2		
23	2A 7015	Pinion—differential	2		
24	BTA 166	Pin—pinion centre	1		
25	BTA 145	CASE ASSEMBLY—DIFFERENTIAL	1		
26	ATA 7378	Bush	1		
8	22A 1611	Gasket—end cover	2		1000, 1001 & 1300
8	22A 1612	Gasket—end cover	2		Minimatic

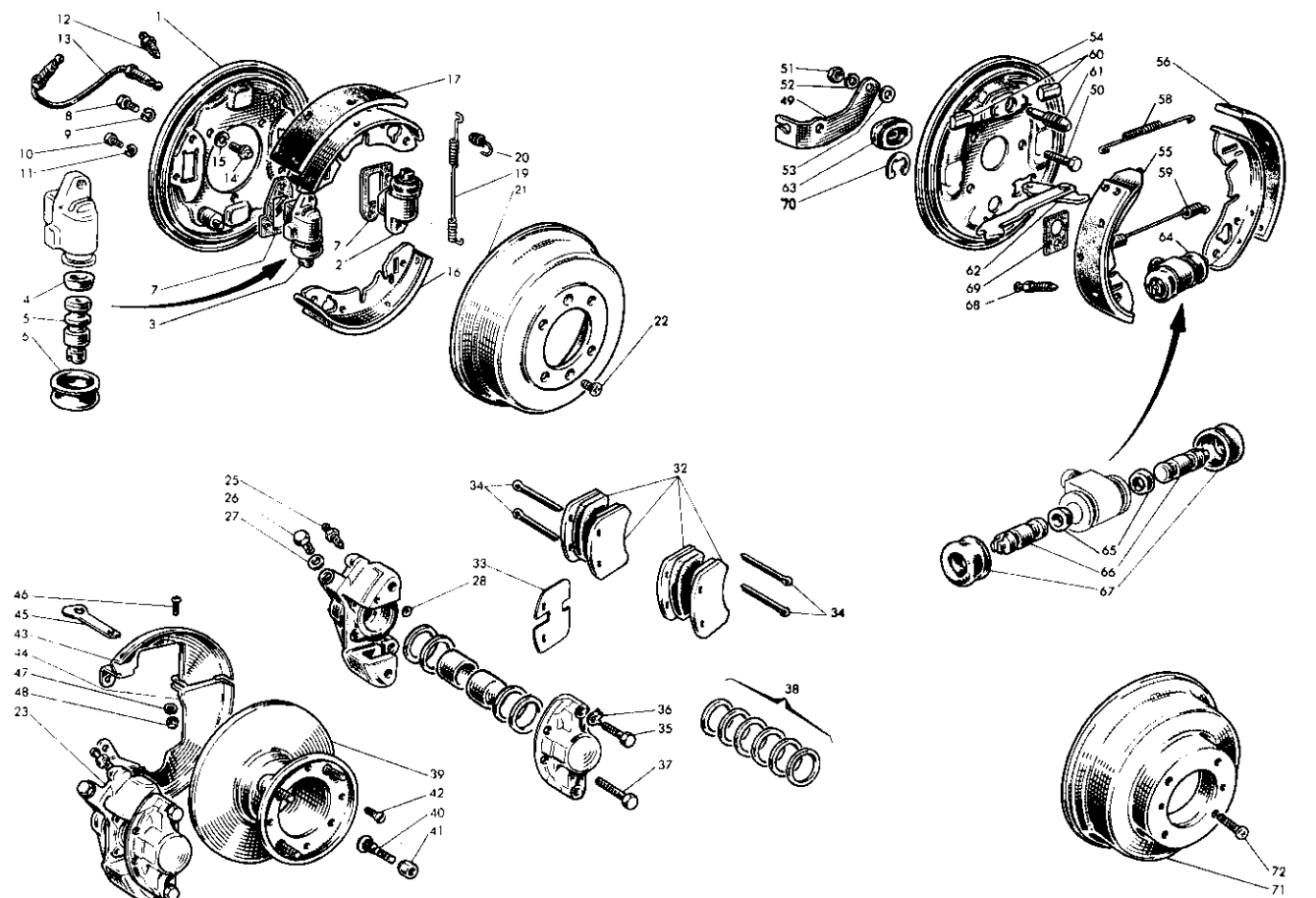


III. No.	Part No.	DESCRIPTION	Qty.	Change Point	REMARKS
DIFFERENTIAL—continued					
29	22A 1152	Flange—drive	2		1300 & Mini- matic
30	22A 1201	Washer—plain	2		
31	LWZ 510	Washer—spring	2		
32	22A 1104	Screw—flange to gear	2		
33	22A 1139	Bolt—gear	8		
34	LNZ 405	Nut	16		Pre- offset sphere joints
9	22G 2270	COVER—END	2		
9	88G 476	COVER—END	2		
10	22G 421	Bush	2		1300 & Mini- matic 1300 Mini- matic
4	13H 4691	Seal—oil	2		
4	22A 1616	Seal—oil	2		
35	22A 1151	Gear—differential	2		
36	22A 1566	Ring—sealing	2		
37	88G 493	Collet—drive flange	4		1300 & Mini- matic
38	21G 2006	Joint—drive shaft—inboard	2		
9	88G 583	COVER—END—FINAL DRIVE	2		
10	2A 3538	Bush—end cover	2		
28	8G 2697	Kit—oil seal and flinger	2		
39	22G 1952	Gear—differential	2		Offset sphere joints
40	22G 2009	Circlip—inboard joint	2		
1	GCD 102	Coupling—drive	2		
9	88G 211	COVER—END	2		
10	2A 3538	Bush—end cover	2		
4	22A 1283	Seal—oil	2		Moulton joints
27	22A 373	Gear—differential	2		
5	22A 374	Flange—drive	2		
6	FNZ 810	Nut—drive flange	2		
7	PWZ 110	Washer—plain	2		
2	22A 132	'U' bolt—drive shaft and coupling	8		
3	LNZ 405	Nut—'U' bolt	16		



38-39:6-018

Ill. No.	Part No.	DESCRIPTION	Qty.	Change Point	REMARKS
REAR SUSPENSION					
1	GSA 130	ABSORBER ASSEMBLY—SHOCK—REAR	2		
2	LNZ 206	Nut	2		
3	AXE 647	Washer—special	2		
4	21A 1086	Mounting—upper (rubber)	2		
5	21A 1314	Mounting—lower (rubber)	2		
6	AXE 648	Washer—retaining	2		
7	21A 503	Ferrule	2		
7	21A 1230	Ferrule	2		
8	21A 504	Sleeve	2		
9	AJD 7162	Washer	4		
10	53K 1663	Nut	2		
11	21A 640	Buffer	1		
12	ACA 9099	Shaft—pivot	2		
13	FNZ 508	Nut	2		
14	LWZ 208	Washer—spring	2		
15	21A 1683	Strut	2		
16	2A 4342	Cone—spring	2		
17	21A 392	ARM ASSEMBLY—RADIUS—RH	1		
17	21A 393	ARM ASSEMBLY—RADIUS—LH	1		
18	2A 7351	Shaft—stub—RH	1		
18	2A 7364	Shaft—stub—LH	1		
19	2A 7352	Circlip	2		
20	13H 442	Bearing—needle roller	2		
21	AXE 649	Tube—lubricating	2		
22	21A 397	Bracket—hose	2		
23	51K 3274	Screw	4		
24	2A 7325	Bush—outer end	2		
25	21A 1163	JOINT ASSEMBLY—KNUCKLE	2		
26	21A 425	Cover—dust	2		
27	21A 423	Socket—ball	2		
	8G 7134	Kit—radius arm—rear	2		
28	ACA 9302	Washer—thrust—inner	2		
29	2A 7327	Ring—sealing	4		
30	2A 7324	Washer—thrust—outer	2		
31	LWZ 208	Washer—spring	2		
32	FNZ 508	Nut	2		
33	UHN 400	Lubricator	2		
34	21A 1277	HUB ASSEMBLY	2		1300
34	21A 2023	HUB ASSEMBLY	2		1000, 1001 & Minimatic
35	21A 1278	Stud—wheel	8		1300
35	21A 2064	Stud—wheel	8		1000, 1001 & Minimatic
36	AXE 209	Nut—wheel	8		1000, 1001 & 1300
36	88G 322	Nut—wheel	8		Minimatic
37	GHS 134	Seal—oil—hub	2		
38	GHB 147	Kit—bearing and spacer	2		1300
38	GHB 116	Kit—bearing and spacer—inner and outer	4		1000, 1001 & Minimatic
40	ATB 4098	Cap—grease retaining	2		
41	FNN 410	Nut—RH	1		
	FNN 2410	Nut—LH	1		
42	21A 1892	Washer—stub shaft	2		1300
42	BTA 672	Washer—stub shaft	2		1000, 1001 & Minimatic
44	14A 6615	Shroud—radius arm bracket—outer—RH	1		
44	14A 6616	Shroud—radius arm bracket—outer—LH	1		
45	PTZ 1004	Screw	4		
46	PWZ 203	Washer—plain	4		
	AXE 442	Gasket—rubber	2		1000, 1001 & 1300

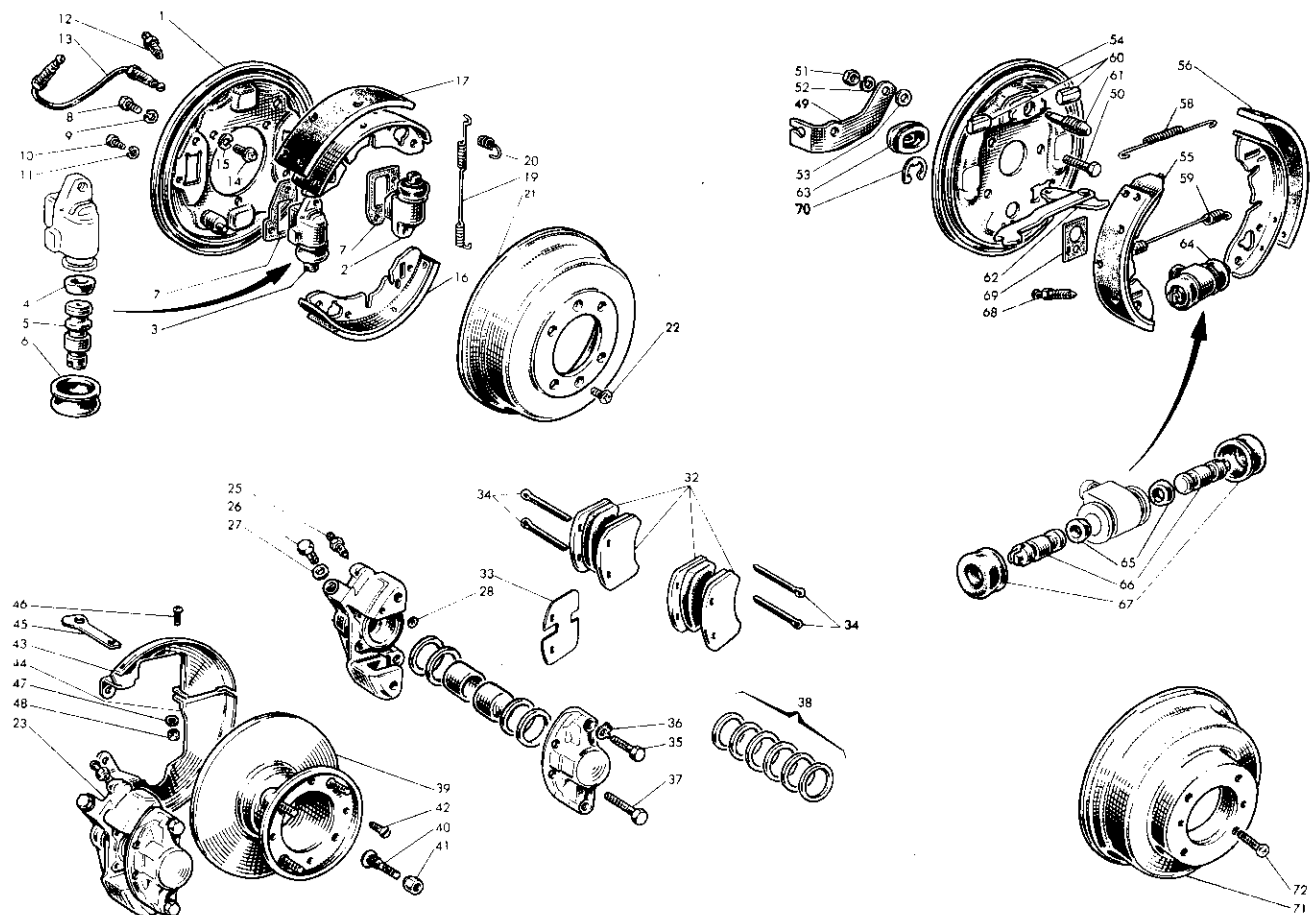


38-39-025

Ill. No.	Part No.	DESCRIPTION	Qty.	Change Point	REMARKS
CALLIPER UNIT AND BRAKES					
1	37H 2013	Backplate—RH—front brake	1		1000 & 1001
1	37H 2014	Backplate—LH—front brake	1		
2	GWC 104	CYLINDER ASSEMBLY—WHEEL—RH— FRONT BRAKE	2		
3	GWC 105	CYLINDER ASSEMBLY—WHEEL—LH FRONT BRAKE	2		
	8G 8094	REPAIR KIT—FRONT WHEEL CYLINDER	1		
4	NSP	Seal	1		
5	37H 2017	Piston	1		
6	NSP	Boot (rubber)	1		
7	37H 3833	Washer—joint—wheel cylinder	4		
8	HZS 0505	Bolt—wheel cylinder fixing	4		
9	WL 600051	Washer—spring	4		
10	7H 7520	Fixing bolts (small)	4		
11	LWZ 204	Washer—spring	4		
12	3H 2428	Screw—bleeder	2		
13	21A 1206	Pipe—wheel cylinder to wheel cylinder—RH	1		
13	21A 1207	Pipe—wheel cylinder to wheel cylinder—LH	1		
14	21A 1299	Screw—backplate to swivel hub	6		
15	WL 600051	Washer—spring	6		
16	GBS 102	BRAKE SHOE SET	2		
17	8G 8815	Brake lining and rivets	1 set		
19	17H 8184	Spring—brake shoe return—RH	2		
19	17H 8185	Spring—brake shoe return—LH	2		
20	27H 3753	Spring—piston	4		
21	21A 22	Brake drum	4		
22	CMZ 0411	Screw—brake drum	8		
23	27H 4657	UNIT ASSEMBLY—CALLIPER—LH	1		
23	27H 4656	UNIT ASSEMBLY—CALLIPER—RH	1		
25	3H 2428	Screw—bleed	2		
26	17H 8629	Plug	2		
27	3H 550	Washer—joint	2		
28	17H 8764	Seal	2		
32	GBP 103	Pad—friction	1		
33	17H 8630	Shim—anti-squeal	4		
34	AXE 650	Pin—cotter	4		
35	17H 8766	Bolt—bridge	4		
36	27H 8301	Washer	4		
37	53K 1048	Bolt—swivel hub	4		
38	8G 8830	Kit—repair	2		
39	21A 1265	DISC—BRAKE ASSEMBLY	2		
40	21A 2064	Stub—wheel	8		
41	AXE 209	Nut	8		
42	CMZ 0422	Screw	4		
43	21A 1274	Cover—disc top—LH	1		
43	21A 1273	Cover—disc top—RH	1		
44	21A 1272	Cover—disc—bottom—LH	1		
44	21A 1271	Cover—disc—bottom—RH	1		
45	BTA 1208	Bracket—support—RH	1		
45	BTA 1209	Bracket—support—LH	1		
46	PMZ 0307	Screw	4		
47	LWZ 203	Washer—spring	4		
48	NZS 103	Nut	4		

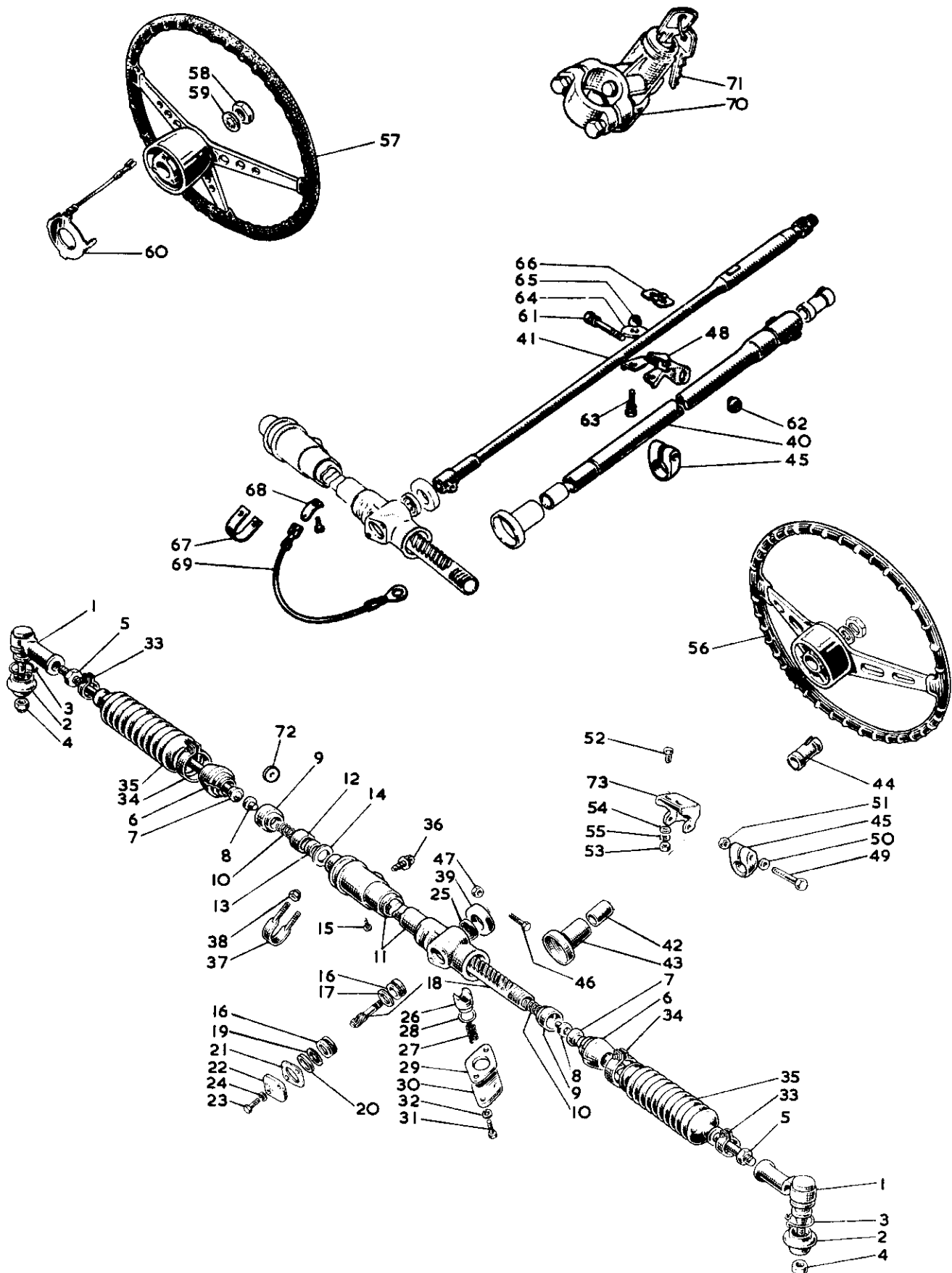
1000 & 1001

1300

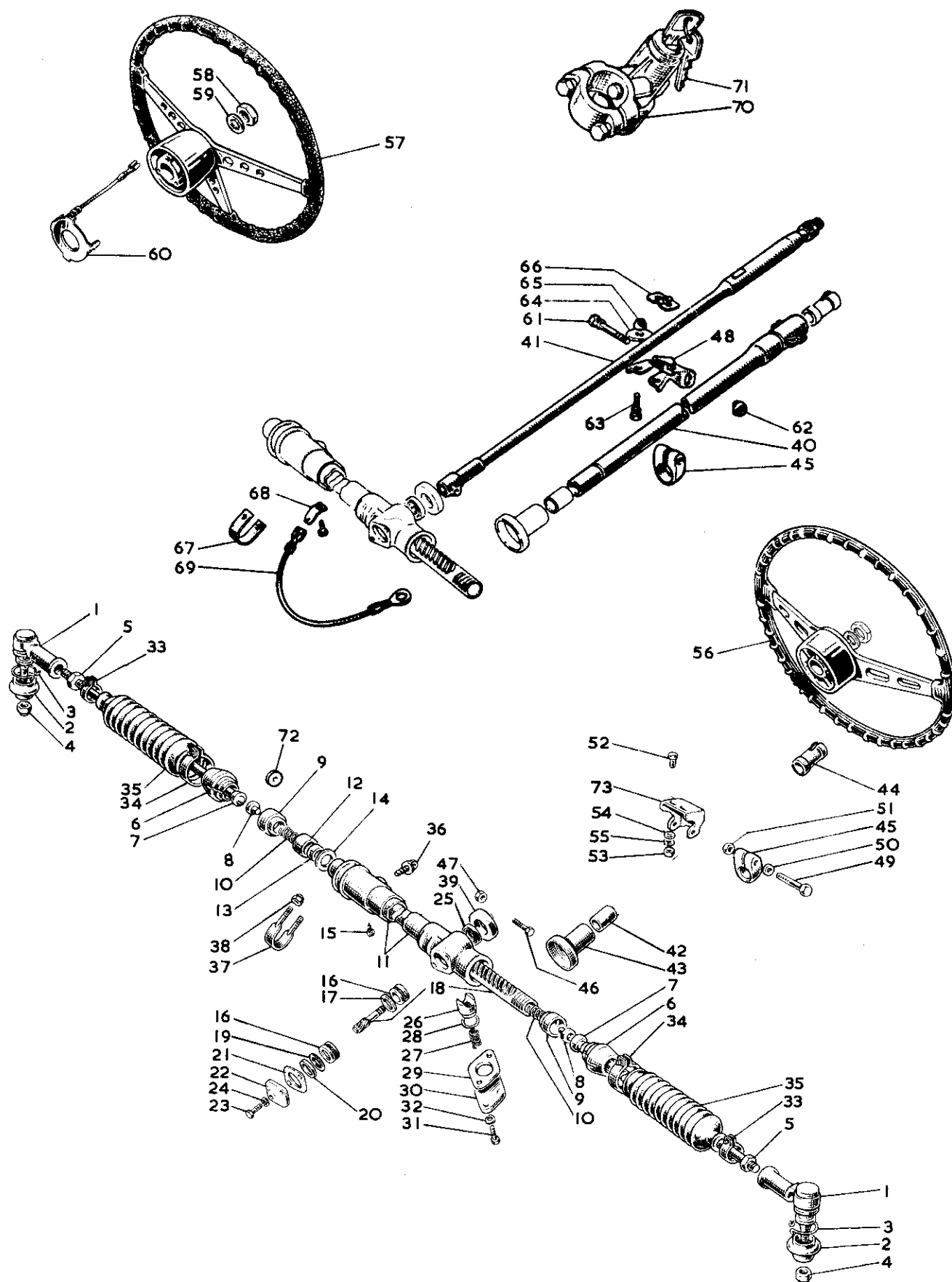


38-39-025

III. No.	Part No.	DESCRIPTION	Qty.	Change Point	REMARKS
CALLIPER UNIT AND BRAKES—continued					
49	21A 1669	Bracket—hand brake cable—RH	1		
49	21A 1670	Bracket—hand brake cable—LH	1		
50	HZS 0508	Screw	6		
51	NH 605041	Nut	6		
52	WL 600051	Washer	6		
53	AXE 651	Washer—plain	4		
54	21A 1058	Plate—brake—RH	1		
54	21A 1060	Plate—brake—LH	1		
55	GBS 101	SHOE ASSEMBLY—BRAKE	2		
56	8G 8800	Lining and rivets	1 set		
58	17H 7621	Spring—brake shoe return—adjuster end	2		
59	17H 8092	Spring—brake shoe return—cylinder end	2		
60	17H 7618	Tappet	4		
61	17H 7619	Wedge	2		
62	17H 7844	Lever—hand brake—RH	1		
62	17H 7610	Lever—hand brake—LH	1		
63	17H 7612	Boot—hand brake lever	2		
64	GWC 1101	CYLINDER ASSEMBLY—WHEEL	2		1300
64	GWC 1102	CYLINDER ASSEMBLY—WHEEL	2		1000, 1001 & Minimatic
66	17H 8772	Piston	4		1300
66	17H 8399	Piston	4		1000, 1001 & Minimatic
68	17H 7623	Screw—bleed	2		
	8G 8801	KIT—REPAIR	1		1300
	8G 8797	KIT—REPAIR	1		1000, 1001 & Minimatic
65	NSP	Seal	2		
67	NSP	Boot—rubber	2		
69	37H 4642	Gasket	2		
70	17H 7949	Clip—spring	2		
71	21A 1279	Drum—brake	2		
72	CMZ 0422	Screw	4		1300



Ill. No.	Part No.	DESCRIPTION	Qty.	Change Point	REMARKS
STEERING					
	21A 2134	STEERING ASSEMBLY	1		Use 21A 2510
	21A 2510	STEERING ASSEMBLY	1		
1	8G 8625	SOCKET ASSEMBLY-BALL	2		
2	17H 3484	Boot	2		
3	27H 4830	Circlip	2		
4	LNZ 206	Nut	2		
5	FNZ 208	Nut	2		
6	37H 2078	Housing-ball	2		
7	17H 8864	Tie-rod	2		
8	37H 1443	Seat-ball	2	Change point not available	
10	CCA 13	Spring-thrust	2		
18	18G 8343	Kit-rack and pinion	1		
7	37H 7430	Tie-rod	2		
8	37H 7429	Seat-ball	2	Change point not available	
10	37H 7428	Spring-thrust	2		
72	37H 7431	Plate-backing	2		
18	18G 8968	Kit-rack and pinion	1		
9	17H 6379	Nut-lock	2		
11	37H 3782	HOUSING ASSEMBLY	1		
12	27H 2079	Housing-bush	1		
13	21A 1797	Bush	2		
14	BTA 786	Washer-bush	1		
15	PTZ 603	Screw-bush	1		
16	17H 8263	Bearing	2		
17	37H 2077	Spacer-pinion	1		
19	27H 8466	Shim-0.127 mm	A/R		
19	27H 8467	Shim-0.191 mm	A/R		
19	27H 8468	Shim-0.254 mm	A/R		
20	27H 8469	Bearing-pinion	1		
21	CCA 27	Washer	1		
22	CCA 23	Cover-end	1		
23	HCS 0506	Bolt-cover	2		
24	WL 600051	Washer-spring	2		
25	17H 3988	Washer-sealing	1		
26	37H 2084	Yoke-rack support	1		
27	BTA 761	Spring-thrust	1		
28	37H 2085	'O' ring	1		
29	BTA 703	Shim-0.061 mm	A/R		
29	BTA 704	Shim-0.127 mm	A/R		
29	BTA 705	Shim-0.254 mm	A/R		
30	AXE 343	Plate-cover	1		
31	AXE 45	Bolt	2		
32	WL 600051	Washer-spring	2		
33	ACH 5854	Clip-seal-outer	2		
34	CCA 35	Clip-seal-inner	2		
35	17H 6298	Seal-rack	2		
36	37H 3780	Plug-housing	1		



III. No.	Part No.	DESCRIPTION	Qty.	Change Point	Remarks
STEERING—continued					
37	2A 6208	'U' bolt—rack toeboard	2		
38	LNZ 205	Nut—'U' bolt	4		
39	21A 30	Washer—sealing	1		
40	AXE 300	Column—outer	1		
41	AXE 301	Column—inner	1		
42	AXE 302	Bearing—column—lower	1		
43	AXE 334	Cover	1		
44	AXE 303	Bearing—column—top	1		
45	21A 2138	Clip—column to bracket	1		
46	HBZ 0411	Bolt—inner column—lower	1		
47	NH 604041	Nut	1		
73	21A 2242	Bracket—clip to body	1		
49	HBZ 0518	Bolt—clip to bracket	1		
50	WA 108051	Washer—plain	1		Required when steering lock not fitted
51	LNZ 205	Nut—bolt	1		
52	HZS 0507	Screw—support bracket	2		
53	FNZ 105	Nut—screw	2		
54	AXE 667	Washer—plain	2		
55	LNZ 305	Washer—spring	2		
56	AXE 447	Wheel—steering	1		1000 & Minimatic 1300 1001
57	AXE 298	Wheel—steering	1		
56	AXE 509	Wheel—steering	1		
58	ACH 6001	Nut	1		
59	53K 3480	Washer—spring	1		
60	AXE 299	Contact ring	1		
70	AXE 441	LOCK ASSEMBLY—STEERING—KEY	1		
71	AXE 138	Key	2		
48	21A 2463	Bracket—clip to body	1		
63	51K 4002	Bolt—shear	2		
61	51K 4006	Bolt—shear	1		
62	21H 295	Nut—captive	1		Required when steering lock is fitted
65	21H 295	Nut—captive	1		
66	21A 2466	Plate	2		
64	PWZ 205	Washer	1		
67	21A 2553	Strip—anti-friction	2		
68	AXE 668	Plate—connecting	1		
69	AXE 669	Cable—earth—housing	1		

